

**FAMILY PLANNING MONTHLY LOGISTICS REPORT**  
**AUGUST 2011**



**Management Information System (MIS)**  
**Directorate General of Family Planning (DGFP)**

6, Kawran Bazar, Dhaka-1215

Email: [dirmisfp@gmail.com](mailto:dirmisfp@gmail.com), [dirlsdgfp@gmail.com](mailto:dirlsdgfp@gmail.com)

[www.dgfplmis.org](http://www.dgfplmis.org)

# Family Planning Monthly Logistics Report:

## 1. DGFP Stock Status Report

		DGFP STOCK STATUS** REPORT																																							
		Month: August 2011 (Updated 04 September 2011)																																							
Year		2011												2012												2013															
Month		9	10	11	12	1	2	3	4	5	6	7	8	9	10	11	12	1	2	3	4	5	6	7	8	9	10	11	12	1	2	3	4	5	6	7	8	9	10	11	12
Condom		CS (199.2m) - 19 mon.																								2010-11 (Pool fund 100m)															
*AMC = 10.4m																										USAID donation (20m) - 2 mon.															
																										USAID donated out of 100m pcs (FY 2010-11), 80m received as of 04 September 2011.															
																										2010-11 (Pool fund 40 m) - 4 mon.															
Pill		CS (143.0 m) - 15 mon.																								2011-12 (Pool fund 150m)															
*AMC = 9.1m																										Revised plan sent to WB for NOC															
																										CS (0.065 m) - 2 mon.															
																										2011-12 (Pool fund 0.50m + GoB 0.30m)															
IUD		2010-11 (Pool fund 0.475m) - 16 months																																							
*AMC = 26,779																										Commodity being cleared from CTG Port and expected at C/WH on 8th Sept 2011															
																										Revised plan (Pool fund 0.50m) sent to WB for NOC															
																										KfW donation 3.8m - 03 mon.															
Injectables		CS (14.8m) - 12 mon.												2010-11 (GoB 7m)-06 months												2011-12 (Pool fund 10m)															
*AMC = 1.1m																										Revised plan sent to WB for NOC															
																										KfW donation 3.8m - Tender invited and will be opened on 14 Sept 2011															
																										CS (0.109m) - 3 mon															
																										2011-12 Pool fund : (0.35m single rod ) + (0.13m double rod) = 0.48m															
																										2011-12 GoB : 0.30m single rod															
Implant		2010-11(Pool fund 0.35m) - 11 mon																																							
*AMC = 27,979																										Revised plan (Pool fund) sent to WB for NOC															
DDS Kit		CS (0.074m) - 11 mon.												2011-12 (Pool fund 60,000) - 09 mon.																											
*AMC = 6,071																										Revised plan sent to WB for NOC															
																										<b>Legend:</b> Current Stock of contraceptives TBR = To be received (2010-11) 2011-12 - planned CS = Current Stock AMC = Average Monthly Consumption															

### DGFP STOCK STATUS REPORT (2010-12): Notes

Updated 04 September 2011

**CONDOM** – Current national stock 199.2 m and this stock can be used up to March 2013. 2010-11 total quantity 350 m (GoB 150 m- commodity received in full + USAID donation 100 m –received 80 m as of 04 September 2011+ Pool fund 100 m - Procurement process completed and L/C opened)

**PILL** – Current national stock of pill is 143.0 m cycles which will go up to November 2012. 2010-11 total quantity 40 m is from Pool fund - Procurement process completed and L/C opened.2011-12 pool fund 150m: revised plan sent to WB for NOC.

**IUD** – Current national stock is 65,683 (0.65 m) pcs and this stock can be used up to October 2011. FY 2010-11 plan has 0.475m from Pool fund: Commodity being cleared from CTG Port and expected at CWH on 6th Sept 2011. 2011-12 (Pool fund 0.50m - revised plan sent to WB for NOC + GoB revenue fund - 0.30m) = .80m

**INJECTABLES** – Current stock of 14.8 m will be used by August 2012. FY 2010-11 total quantity 15m (Pool fund 8 m + GoB 7 m). Pool fund 8 m: commodity received in full. GoB 7 m: Procurement process completed and L/C opened. Kfw donation 3.8m –Tender invited and will be opened on 14 September 2011. 2011-12 Pool fund 10m - revised plan sent to WB for NOC

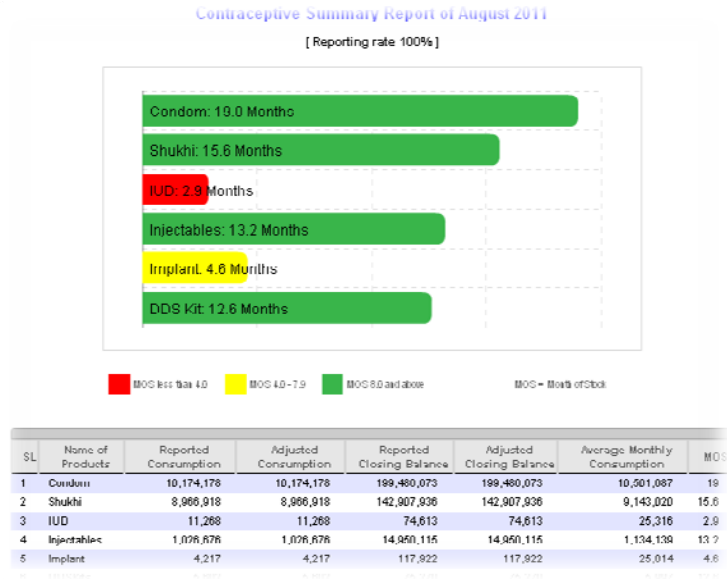
**IMPLANT** – Current stock is 109,513 (0.109 m) and this can be used up to November 2011. FY 2010-11 total quantity 0.4215 m (Pool fund 0.35 m - Procurement process completed and L/C opened + GoB 0.0715 m - Commodity received in full). 2011-12 Pool fund : (0.35m single rod ) + (0.13m double rod) = 0.48m - revised plan sent to WB for NOC and 2011-12 GoB revenue fund: 0.30m single rod.

**DDS KITS** – Current national stock is 74,954 (0.074 m) which can be used up to July 2012. FY 2010-11 total 0.027m (Pool fund 0.012m + GoB 0.015m): commodity received in full. 2011-12 Pool fund 60,000 pcs - revised plan sent to WB for NOC.

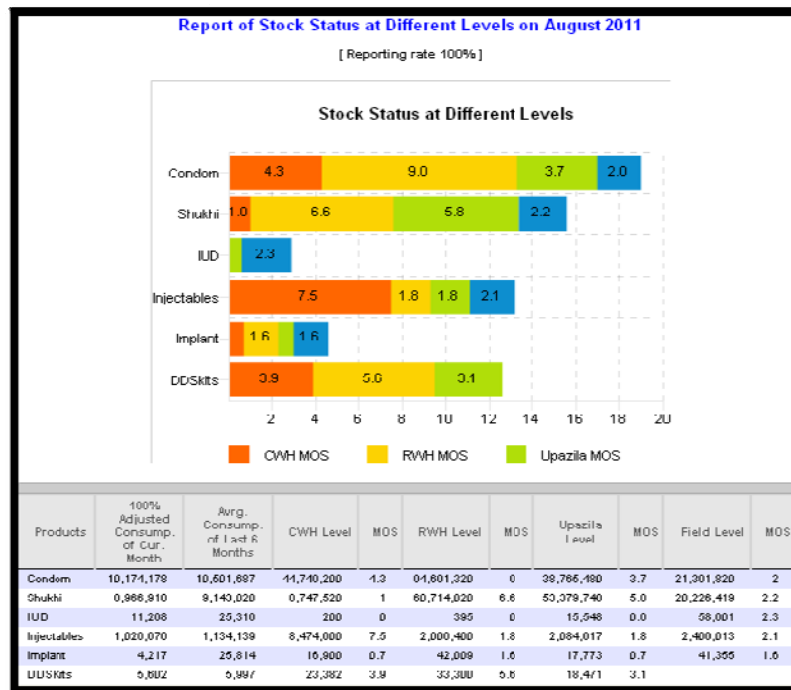
## 2. National receipts quantity by product by Month

Name of Commodity	Receipts in Quantity
Condom	
Pill	
IUD	
Injectables	
Pill	
DDS Kits	

### 3. Contraceptive Summary Report by month

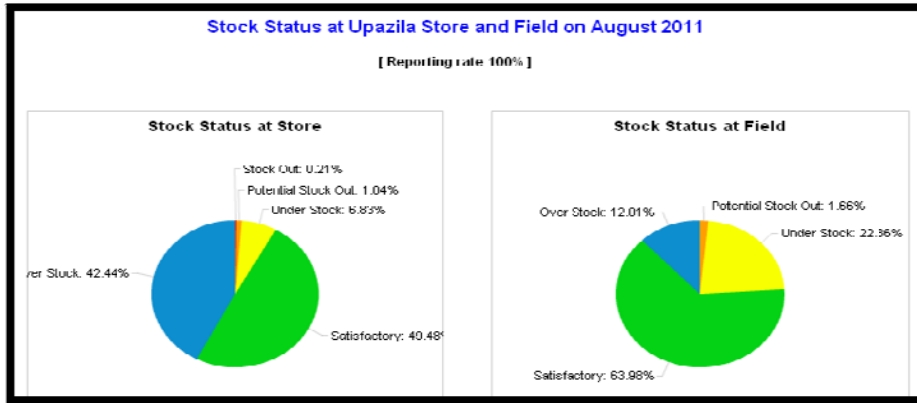


### 4. Report of Stock Status at Different Levels

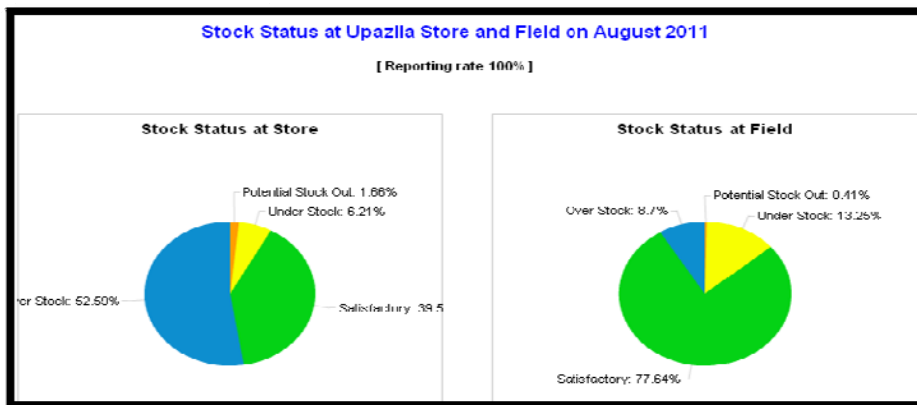


5. Stock Status by product at Upazila Store and Field:

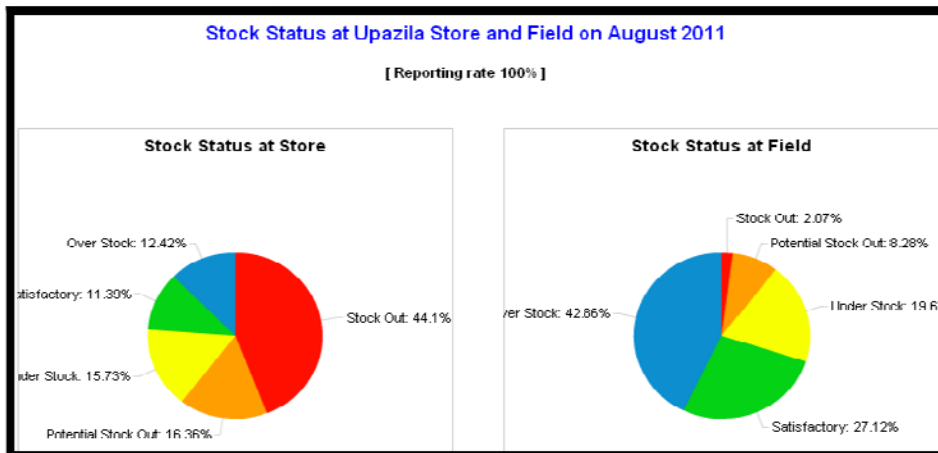
a. Condom:



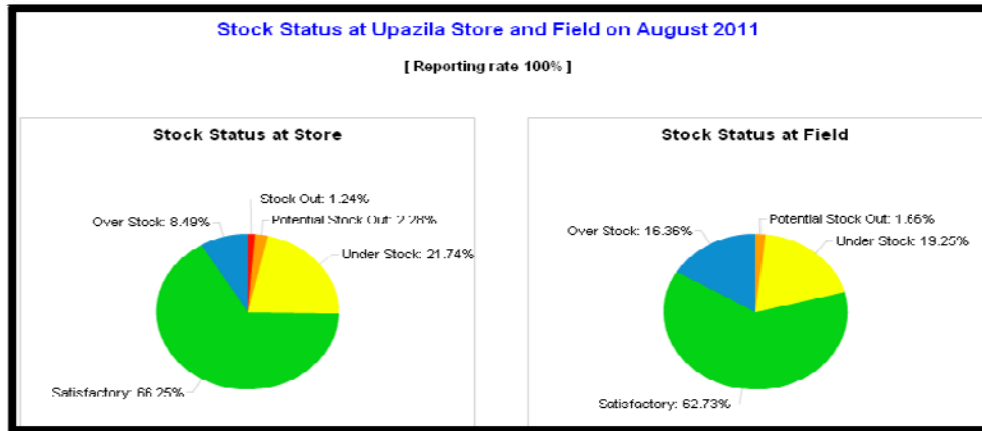
b. Oral Pill:



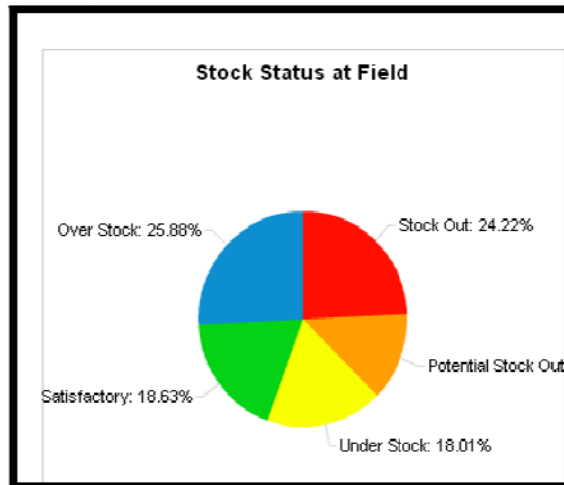
c. IUD:



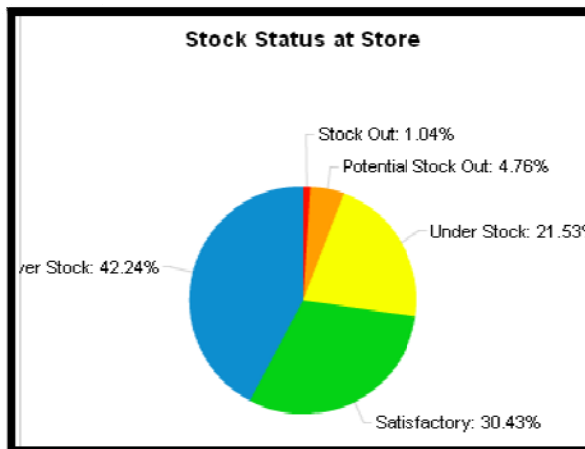
**d. Injectables:**



**e. Implant:**



**f. DDS Kits:**



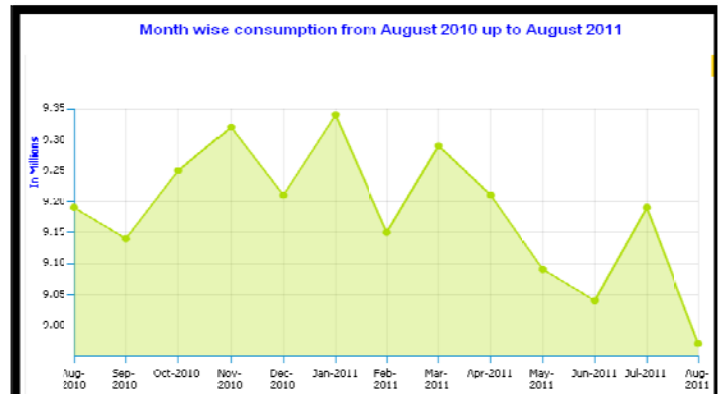
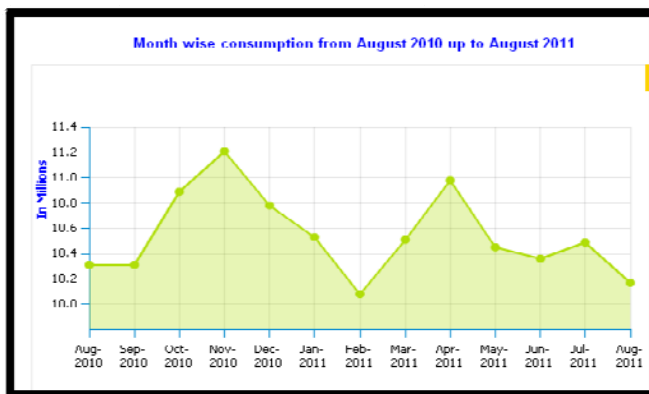
### 6. Stock Status by product at Regional Warehouses

WH Name	Condom CBL	Condom AMD	Condom MOS	Shukhi CBL	Shukhi AMD	Shukhi MOS	IUD CBL	IUD AMD	IUD MOS	Injectables CBL	Injectables AMD	Injectables MOS	Implant CBL	Implant AMD	Implant MOS	DDSKits CBL	DDSKits AMD	DDSKits MOS
Bandarban RWH	979,400	33,313	29.4	1,151,220	20,413	56.4	100	132	0.76	8,000	3,291	2.43	0	151	0	251	21	11.95
Bhola RWH	1,425,600	137,683	10.35	1,002,240	107,584	9.32	0	409	0	83,000	42,352	1.96	1,443	296	4.88	584	103	5.67
Bogra RWH	8,894,400	506,962	17.54	6,507,360	561,002	11.6	0	950	0	112,300	48,391	2.32	3,180	1,631	1.95	7,567	318	23.8
Chittagong RWH	14,744,520	682,451	21.61	26,114,800	430,886	60.61	50	1,716	0.03	271,900	73,636	3.69	3,268	1,272	2.57	15,410	403	38.24
Comilla RWH	2,442,000	986,730	2.47	1,334,880	477,006	2.8	0	1,893	0	113,500	93,456	1.21	3,600	884	4.07	296	420	0.7
Dhaka CWH	44,749,200	1,580,234	28.32	8,747,520	996,887	8.77	200	3,994	0.05	8,474,600	133,589	63.44	16,900	2,741	6.17	23,382	425	55.02
Dinajpur RWH	1,840,200	204,602	8.99	1,530,720	405,984	3.77	0	760	0	128,000	47,064	2.72	1,600	1,482	1.08	342	312	1.1
Faridpur RWH	2,991,000	687,970	4.35	836,640	566,114	1.48	0	1,809	0	113,400	62,118	1.83	3,500	1,283	2.73	620	505	1.23
Jamalpur RWH	1,125,000	387,120	2.91	2,265,120	370,546	6.11	0	792	0	61,000	37,588	1.62	1,128	783	1.44	1,067	156	6.84
Jessore RWH	1,494,000	449,167	3.33	684,000	421,051	1.82	0	1,171	0	133,900	61,525	2.18	2,500	1,661	1.51	141	320	0.44
Khulna RWH	36,720,800	703,573	52.19	2,953,440	561,737	5.26	0	1,353	0	106,900	55,705	1.92	3,282	1,620	2.03	3,757	334	11.25
Kushtia RWH	1,887,600	292,561	6.45	1,817,280	249,777	7.28	0	504	0	71,500	40,156	1.78	1,500	1,054	1.42	711	203	3.5
Mymensingh RWH	1,843,200	822,302	2.24	555,840	1,001,318	0.56	0	2,674	0	115,000	60,531	1.9	3,104	1,731	1.79	19	394	0.05
Noakhali RWH	1,242,000	308,333	4.03	2,315,520	214,065	10.82	0	910	0	108,700	49,528	2.19	1,900	494	3.85	380	222	1.71
Pabna RWH	2,855,400	451,055	6.33	1,202,400	440,947	2.73	0	1,199	0	132,000	54,764	2.41	1,200	730	1.64	772	202	3.82
Patuakhali RWH	1,933,200	117,231	16.49	1,697,760	169,110	10.04	0	658	0	69,400	33,037	2.1	850	1,317	0.65	227	159	1.43
Rajshahi RWH	1,278,000	555,796	2.3	2,872,800	404,876	7.1	175	756	0.23	123,700	51,311	2.41	2,064	1,997	1.03	145	195	0.74
Rangamati RWH	4,198,800	53,278	78.81	2,049,120	36,082	56.79	70	74	0.95	7,700	3,225	2.39	468	119	3.93	141	45	3.13
Rangpur RWH	3,094,200	530,238	5.84	1,542,240	933,505	1.65	0	1,610	0	103,000	112,432	0.92	3,772	2,390	1.58	68	421	0.16
Sylhet RWH	1,428,000	637,199	2.24	948,960	395,321	2.4	0	1,299	0	84,500	39,242	2.15	3,750	1,179	3.18	121	296	0.41
Tangail RWH	2,274,000	373,889	6.08	1,831,680	378,809	4.84	0	655	0	59,000	31,198	1.89	1,500	1,005	1.49	681	148	4.6
<b>Total</b>	<b>139,440,520</b>	<b>10,501,687</b>		<b>69,961,540</b>	<b>9,143,020</b>		<b>595</b>	<b>25,318</b>		<b>10,481,000</b>	<b>1,134,139</b>		<b>60,509</b>	<b>25,820</b>		<b>56,682</b>	<b>5,602</b>	

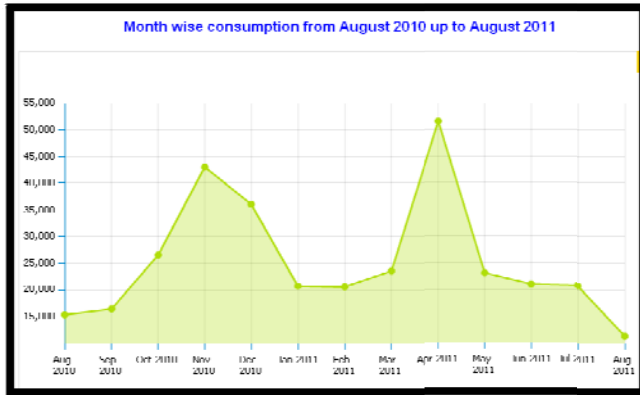
### 7. Month-wise consumption of products for last 12-months

**Condom:**

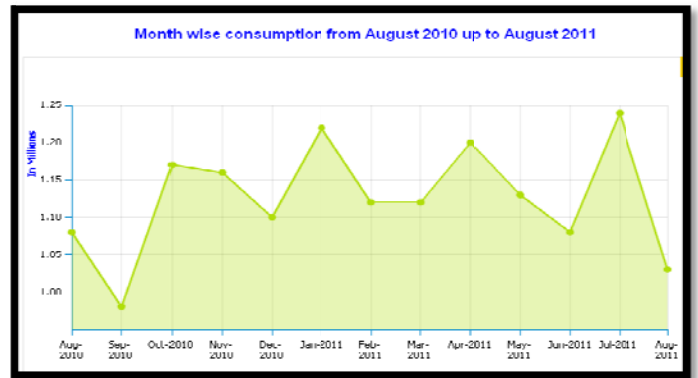
**Oral Pill:**



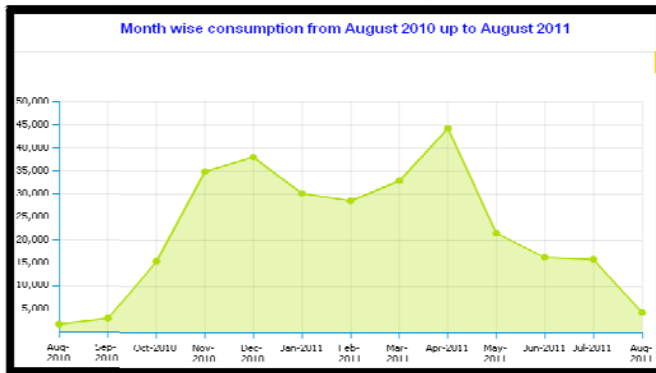
**IUD:**



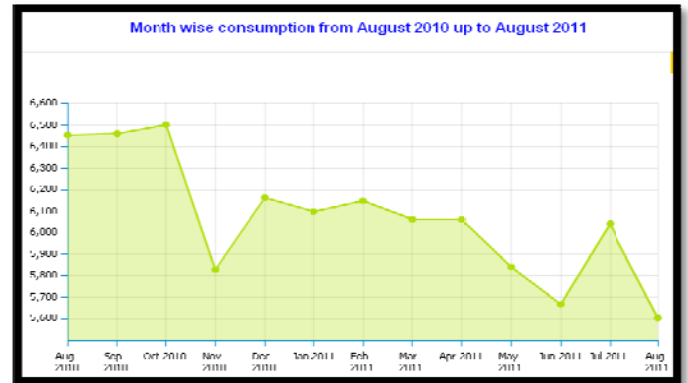
**Injectables:**



**Implant:**



**DDS Kits:**



**8. Report on Upazila and Warehouse having stock out in last month**

SL	Products Name	No of Stockout WH	% of Stockout WH	No of Stockout Upazila Store	% of Stockout Upazila Store	No of Stockout Upazila Field	% of Stockout Upazila Field
1	Condom	0	0%	1	0%	0	0%
2	Shukhi	0	0%	0	0%	0	0%
3	IUD	18	76%	213	44%	10	2%
4	Injectables	0	0%	6	1%	0	0%
5	Implant	2	10%			117	24%
6	DDS Kits	0	0%	5	1%		

To get more detailed information; please visit <http://dgplmis.org/>