

FAMILY PLANNING MONTHLY LOGISTICS REPORT

October 2012



Management Information System (MIS)
Directorate General of Family Planning (DGFP)

6, Kawran Bazar, Dhaka1215

Email: dirmisfp@gmail.com, dirlsdgfp@gmail.com

www.dgfplmis.org

1. DGFP Stock Status Report

		DGFP STOCK STATUS** REPORT																																																											
		October 2012 (Updated 20 November 2012)																																																											
Year	2012	2013												2014												2015												2016																							
Month	11	12	1	2	3	4	5	6	7	8	9	10	11	12	1	2	3	4	5	6	7	8	9	10	11	12	1	2	3	4	5	6	7	8	9	10	11	12	1	2	3	4	5	6	7	8	9	10	11	12											
Condom	CS (252.6m) - 22 mon.																																																												
*AMC = 11.0m	GoB 150m: 90.0m received as of 31 October 2012; 60.0m yet to receive.																																																												
	2011-12 (GoB fund 60.0m)																																																												
Pill	CS (148.5m) - 16 mon.																																																												
*AMC = 9.2m	Pool fund 150m: 90.9m received as of 31 October 2012; 59.1m yet to receive.																																																												
	2011-12 (Pool fund 59.1m)																																																												
	2012-13 (Pool fund 150m)																																																												
IUD	CS (0.226m) - 8 mon.																																																												
*AMC = 27,875	Pool fund 0.50m: Procurement process completed and Letter of Credit opened.																																																												
	2011-12 (Pool fund 0.50m)																																																												
	2011-12 (GoB 0.40m)																																																												
	GoB 0.40m: Procurement process completed and Letter of Credit opened.																																																												
	2011-12 (GoB-revenue 2.3m + GoB-development 2.0m)																																																												
Injectables	CS (18.8m) - 15 mon.																																																												
*AMC = 1.2m	Pool fund 10m: 7.5m received as of 31 October 2012; 2.5 m yet to receive.																																																												
	2011-12 (Pool fund 2.5m)																																																												
	2012-13 (Pool fund 9.8m)																																																												
	Pool fund 9.9m: Bid opening on 05 December 2012																																																												
	GoB revenue 2.3m: Pre-bid meeting held on 13 November 2012																																																												
	GoB development 2.0m: Bid opened on 05 November 2012																																																												
	2011-12 Pool fund: 0.13m implant 2-rod																																																												
	2012-13 Pool fund (0.245m implant single rod) +																																																												
	2012-13 GoB-development (0.107m implant single rod) +																																																												
Implant	CS (0.888m) - 31 mon.																																																												
*AMC = 23,959	GoB 0.314m single rod: Commodity received in full.																																																												
	Pool fund (0.39m single rod)- Commodity received in full																																																												
	Pool fund (0.13m 2-rod)- Letter of Credit opening in process.																																																												
	Pool fund (0.245m single rod)- Bid opening on 29 November 2012																																																												
	GoB-development (0.107m single rod)- Bid opening on 29 November 2012																																																												
	Pool fund (0.065m 2-rod)- Draft Bid document under preparation (to be sent to WB for NOC).																																																												
	Meanwhile CCSDP requested L&S unit to help up the procurement until they confirm.																																																												
	2011-13 GoB-development (0.015m)																																																												
DDS Kit	CS (0.067m) - 11 mon.																																																												
*AMC = 6,345	Pool fund (0.060m)- Bid opening on 03 December 2012																																																												
	2012-13 Pool fund-.060m																																																												
	GoB-development (0.015m)- TEC to be held on 26 November 2012.																																																												

Legend:

- Current Stock of contraceptives
- To be received
- 2011-12 and 2012-13 - planned

CS = Current Stock
 AMC = Average Monthly Consumption
 BER = Bid Evaluation Report
 TEC = Technical Evaluation Committee
 NOC = No Objection Certificate
 NOA = Notification of Award

Data Source: DGFP Pool fund data DGFP FY 2012-13 as of 20 Nov 2012. Approved DGFP procurement plan. AMC is calculated based on last 12-month consumption.

DGFP STOCK STATUS REPORT (2011-13): Notes

Updated 20 November 2012

CONDOM – Current national stock 252.6 m and this stock can be used up to August 2014. FY 2011-2012 GoB 150m out of which 90 m received as of 31 October 2012; 60 m yet to receive.

PILL – Current national stock of pill is 148.5 m cycles which will go up to February 2014. FY 2011-12 pool fund 150m out of which 90.9 m received as of 31 October 2012; 59.1 m yet to receive. 2012-13 Pool fund 150m: Bid opened on 14 November 2012.

Family Planning Monthly Logistics Report

IUD – Current national stock is 0.226 m pcs and this stock can be used up to June 2013. 2011-12 (Pool fund 0.50m - Procurement process completed and Letter of Credit opened + GoB revenue fund 0.40m - Procurement process completed and Letter of Credit opened).

INJECTABLES – Current stock of 18.8m will be used by January 2014. 2011-12 Pool fund 10m – 7.5m received as of 31 October 2012; 2.5 m yet to receive. 2011-12 GoB (Development) - 2.0m: Commodity received in full. 2012-13 Pool fund 9.9m: Bid opening on 05 December 2012. 2012-13 GoB revenue 2.3m: Pre-bid meeting held on 13 November 2012. 2012-13 GoB development 2.0m: Bid opened on 05 November 2012.

IMPLANT – Current stock is 0.888 m and this can be used up to May 2015. 2011-12 Pool fund (0.39m single rod): Commodity received in full. 2011-12 Pool fund (0.13m 2- rod) - Letter of Credit opening in process. 2011-12 GoB revenue fund: 0.314m single rod – Commodity received in full. 2012-13 Pool fund (0.245m single rod) - Bid opening on 29 November 2012. 2012-13 GoB-development (0.107m single rod) - Bid opening on 29 November 2012. 2012-13 Pool fund (0.065m 2-rod) - Draft bid document under preparation (to be sent to WB for NOC). Meanwhile CCSDP requested L&S unit to hold up the procurement until they confirm.

DDS KITS – Current national stock is 0.067 m which can be used up to September 2013. 2011-12 GoB revenue (14,845 Kits): commodity received in full and 2011-12 Pool fund 60,000 pcs: commodity received in full. 2012-13 Pool fund (0.060m) - Bid opening on 03 December 2012. 2012-13 GoB-developments (0.015m): TEC to be held on 26 November 2012.

Family Planning Monthly Logistics Report

2. National receipts quantity by product by Month

Contraceptive Received Report

Month: October, 2012

Item	Received date	Quantity	Remarks
Condom	10/03/2012	1,674,000	Received at Bogra RWH
Condom	10/03/2012	1,652,000	
Condom	10/31/2012	1,678,000	
Condom	10/31/2012	1,674,000	
Condom	10/31/2012	1,648,000	
Condom	10/10/2012	1,678,000	Received at Chittagong RWH
Condom	10/10/2012	1,674,000	
Condom	10/10/2012	1,674,000	
Condom	10/15/2012	1,674,000	
Condom	10/17/2012	1,650,000	
Condom	10/17/2012	1,650,000	
Condom	10/22/2012	1,674,000	Received at Khulna RWH
Condom	10/22/2012	1,674,000	
Condom	10/30/2012	1,652,000	
Total Condoms		23,326,000	23.326m

Item	Received date	Quantity	Remarks
Oral Pills	10/09/2012	3991680	Received at Chittagong RWH
Oral Pills	10/15/2012	1330560	
Oral Pills	10/15/2012	2661120	
Oral Pills	10/15/2012	2661120	
Oral Pills	10/19/2012	7983360	
Total Oral Pills		18627840	18.62784m

Item	Received date	Quantity	Remarks
Injectables	10/11/2012	5,000,000	Received at CWH (Pool fund)
Total Injectables		5,000,000	5m

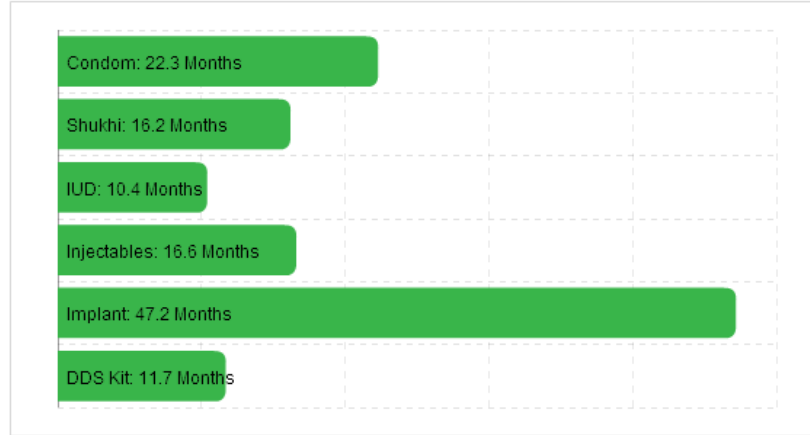
Item	Received date	Quantity	Remarks
Implant	10/04/2012	84,420	Received at CWH (GOB)
Implant	10/18/2012	114580	
Total Implant		199,000	0.199m

Family Planning Monthly Logistics Report

3. Contraceptive Summary Report by month

Contraceptive Summary Report of October 2012

[Reporting rate 100%]



■ MOS less than 4.0
 ■ MOS 4.0 - 7.9
 ■ MOS 8.0 and above
 MOS = Month of Stock

SL	Name of Products	Reported Consumption	Adjusted Consumption	Reported Closing Balance	Adjusted Closing Balance	Average Monthly Consumption	MOS
1	Condom	11,492,572	11,492,572	251,219,011	251,219,011	11,267,551	22.3
2	Shukhi	8,971,760	8,971,760	146,907,052	146,907,052	9,042,568	16.2
3	IUD	17,464	17,464	225,360	225,360	21,756	10.4
4	Injectables	1,161,061	1,161,061	18,806,483	18,806,483	1,135,206	16.6
5	Implant	17,276	17,276	907,651	907,651	19,235	47.2
6	DDSKits	5,858	5,858	69,222	69,222	5,937	11.7

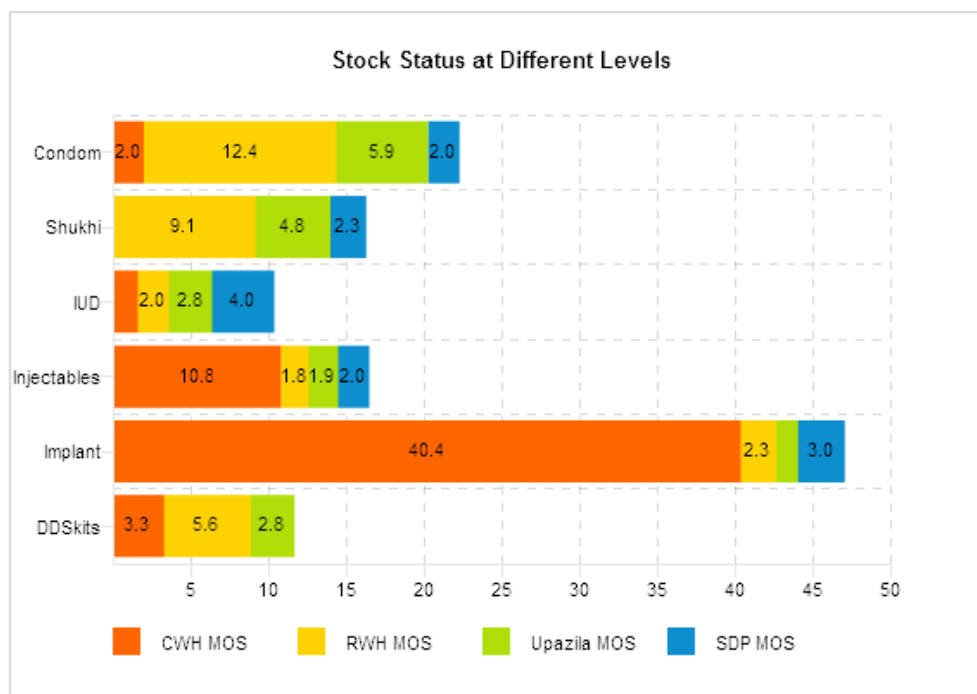
[Show All](#)

Family Planning Monthly Logistics Report

4. Report of Stock Status at Different Levels

Report of Stock Status at Different Levels on October 2012

[Reporting rate 100%]



Products	100% Adjusted Consump. of Cur. Month	Avg. Consump. of Last 6 Months	CWH Level	MOS	RWH Level	MOS	Upazila Level	MOS	Field Level	MOS
Condom	11,492,572	11,267,551	22,066,600	2	139,287,920	12.4	66,770,523	5.9	23,093,968	2
Shukhi	8,971,760	9,042,566	979,200	0.1	82,041,342	9.1	43,027,278	4.8	20,859,232	2.3
IUD	17,464	21,756	34,600	1.6	42,613	2	61,194	2.8	86,953	4
Injectables	1,161,061	1,135,206	12,288,900	10.8	2,047,300	1.8	2,204,534	1.9	2,265,749	2
Implant	17,276	19,235	777,576	40.4	43,686	2.3	27,888	1.4	58,501	3
DDSKits	5,858	5,937	19,823	3.3	33,158	5.6	16,575	2.8		

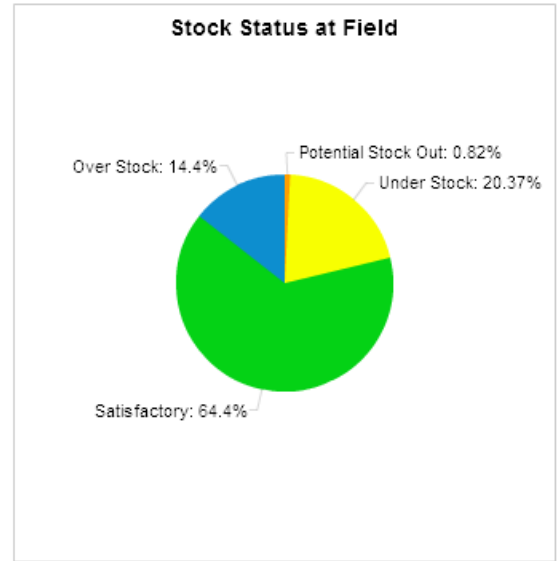
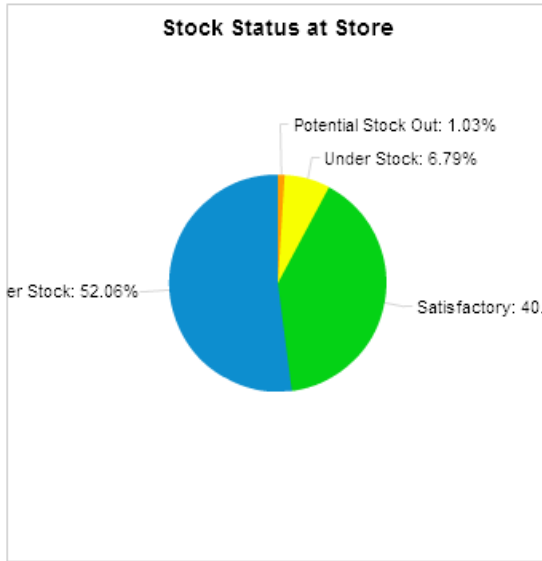
Family Planning Monthly Logistics Report

5. Stock Status by product at Upazila Store and Field:

a. Condom:

Stock Status at Upazila Store and Field on October 2012

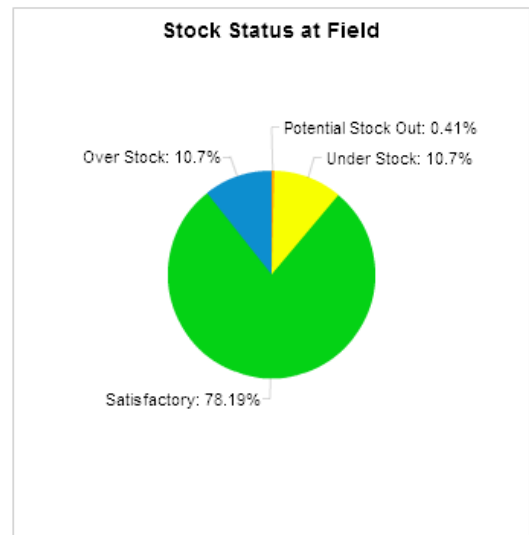
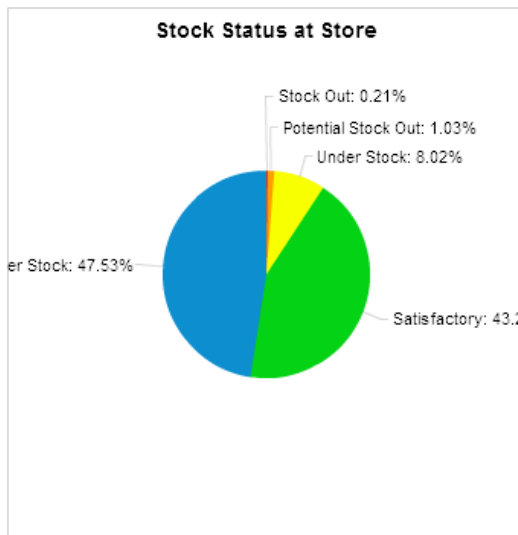
[Reporting rate 100%]



b. Oral Pill:

Stock Status at Upazila Store and Field on October 2012

[Reporting rate 100%]

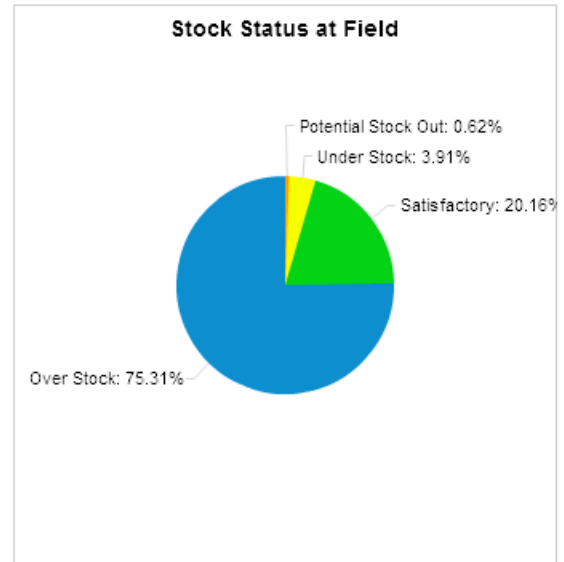
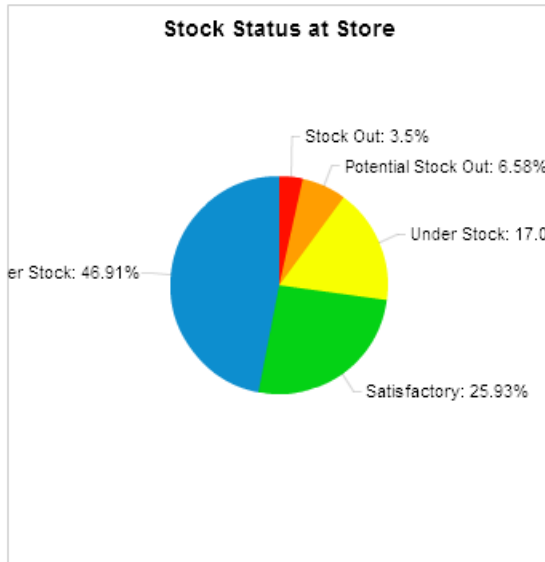


Family Planning Monthly Logistics Report

c. IUD:

Stock Status at Upazila Store and Field on October 2012

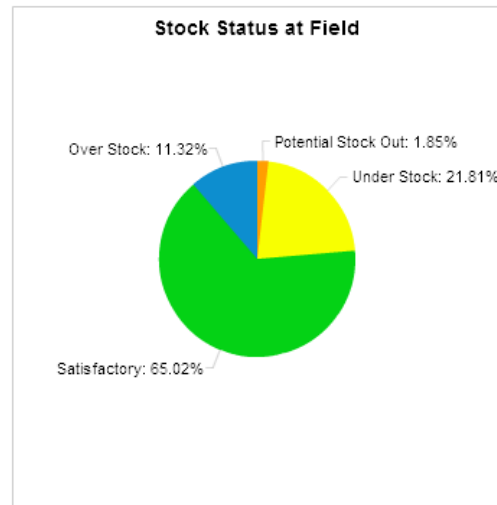
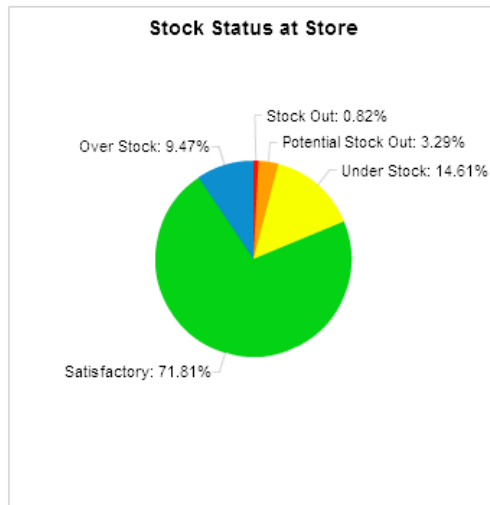
[Reporting rate 100%]



d. Injectables:

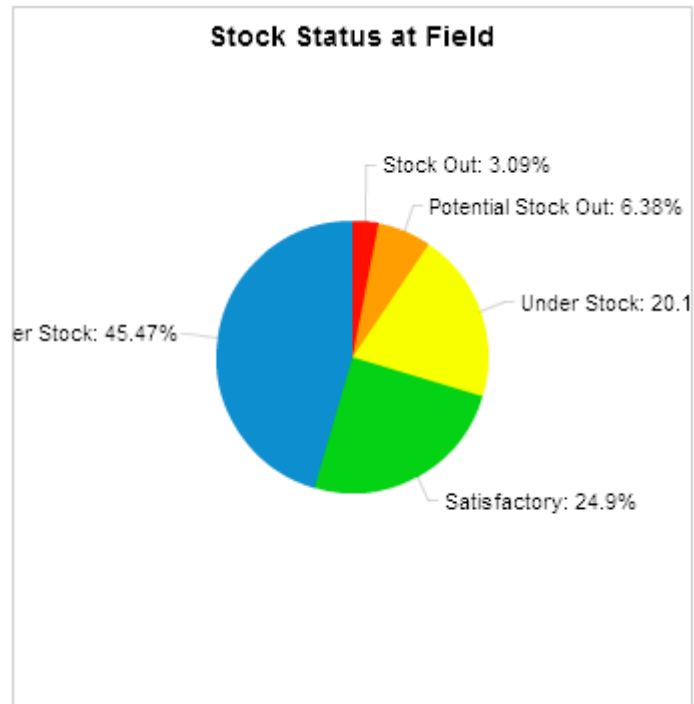
Stock Status at Upazila Store and Field on October 2012

[Reporting rate 100%]

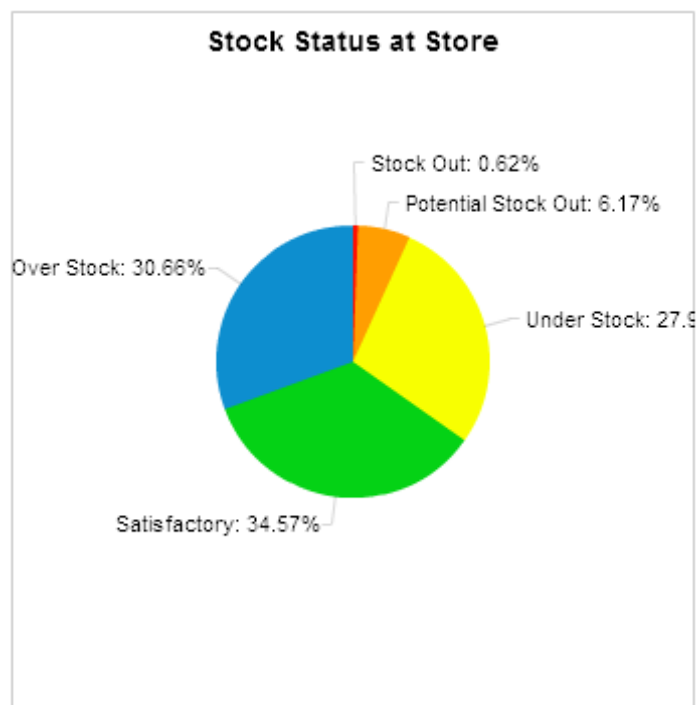


Family Planning Monthly Logistics Report

e. Implant:



f. DDS Kits:



Family Planning Monthly Logistics Report

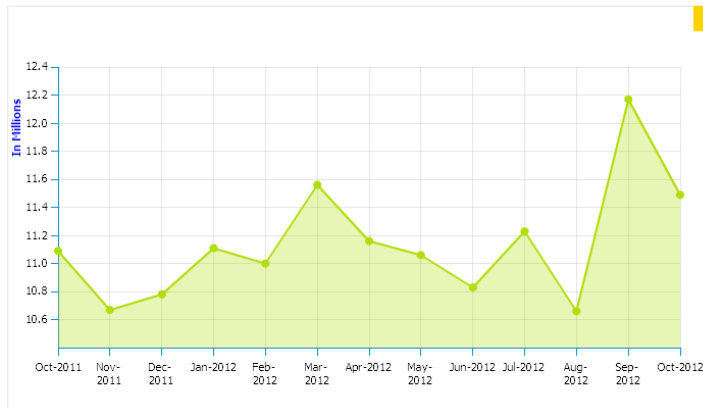
6. Stock Status by product at Regional Warehouses

SL	WH Name	Condom CBL	Condom AMD	Condom MOS	Shukhi CBL	Shukhi AMD	Shukhi MOS	IUD CBL	IUD AMD	IUD MOS	Injectables CBL	Injectables AMD	Injectables MOS	Implant CBL	Implant AMD	Implant MOS	DDSKits CBL	DDSKits AMD	DDSKits MOS
1	Bandarban RWH	545,400	31,361	17.39	350,940	20,344	17.25	430	92	4.67	13,900	3,474	4.00	132	134	0.99	135	31	4.35
2	Bhola RWH	1,294,800	138,070	9.38	560,160	106,283	5.27	1,750	399	4.39	85,000	42,447	2.00	3,314	539	6.15	533	115	4.63
3	Bogra RWH	21,446,200	531,827	40.33	2,232,000	522,601	4.27	4,590	771	5.95	47,500	47,944	0.99	5,796	1,331	4.35	10,655	337	31.62
4	Chittagong RWH	37,936,920	596,555	63.59	58,153,702	401,765	144.75	2,500	1,457	1.72	311,000	67,317	4.62	3,428	970	3.53	10,552	411	25.67
5	Comilla RWH	1,476,000	1,088,492	1.36	552,860	498,780	1.11	2,900	1,692	1.71	178,900	94,131	1.90	1,254	920	1.36	51	422	0.12
6	Dhaka CWH	22,066,600	1,735,036	12.72	979,200	978,857	1.00	34,600	3,324	10.41	12,288,900	127,860	96.11	777,576	1,768	439.61	19,823	460	43.09
7	Dinajpur RWH	1,914,000	203,968	9.38	1,981,440	405,905	4.88	3,250	685	4.74	106,000	46,567	2.28	3,328	1,279	2.60	240	282	0.85
8	Faridpur RWH	1,796,400	726,213	2.47	969,120	556,248	1.74	1,300	1,590	0.82	122,000	61,324	1.99	1,808	1,266	1.43	440	515	0.85
9	Jamalpur RWH	6,108,000	376,911	16.21	1,457,280	334,411	4.36	995	664	1.50	82,700	38,966	2.12	1,912	676	2.83	574	153	3.75
10	Jessore RWH	2,250,600	497,226	4.53	485,280	428,409	1.13	2,650	1,027	2.58	131,100	61,053	2.15	384	848	0.45	288	330	0.87
11	Khulna RWH	39,149,200	806,088	48.57	1,517,760	572,743	2.65	1,650	1,169	1.41	113,700	55,380	2.05	1,800	1,057	1.70	6,997	381	18.36
12	Kushtia RWH	1,179,000	317,922	3.71	974,880	237,372	4.11	0	373	0.00	77,000	41,660	1.85	1,152	699	1.65	388	161	2.41
13	Mymensingh RWH	1,734,000	928,727	1.87	1,480,320	995,581	1.49	5,450	1,836	2.97	136,000	62,808	2.17	1,012	1,530	0.66	332	417	0.80
14	Noakhali RWH	2,718,000	353,515	7.69	1,177,920	215,584	5.46	550	883	0.62	96,700	49,215	1.96	2,450	557	4.40	224	228	0.98
15	Pabna RWH	3,492,000	471,362	7.41	2,037,600	432,955	4.71	1,900	1,072	1.77	119,000	55,503	2.14	2,600	497	5.23	355	220	1.61
16	Patuakhali RWH	2,736,600	115,235	23.75	610,560	168,640	3.62	1,150	636	1.81	70,800	32,827	2.16	2,350	619	3.80	109	174	0.63
17	Rajshahi RWH	2,844,000	605,503	4.70	2,256,480	403,278	5.60	2,373	565	4.20	120,500	50,438	2.39	1,971	822	2.40	451	211	2.14
18	Rangamati RWH	3,334,800	54,851	60.80	986,400	36,720	26.86	175	78	2.24	7,300	3,577	2.04	174	109	1.60	150	57	2.63
19	Rangpur RWH	4,200,000	561,340	7.48	1,660,320	927,896	1.79	4,300	1,671	2.57	120,000	117,329	1.02	5,192	2,249	2.31	245	443	0.55
20	Sylhet RWH	1,752,000	707,917	2.47	1,213,920	424,840	2.86	3,200	1,304	2.45	47,200	43,625	1.08	889	977	0.91	161	349	0.46
21	Tangail RWH	1,380,000	419,432	3.29	1,382,400	373,354	3.70	1,500	468	3.21	61,000	31,761	1.92	2,740	388	7.06	278	161	1.73
Total		161,354,520	11,267,551		83,020,542	9,042,566		77,213	21,756		14,336,200	1,135,206		821,262	19,235		52,981	5,858	

7. Month-wise consumption of products for last 12-months

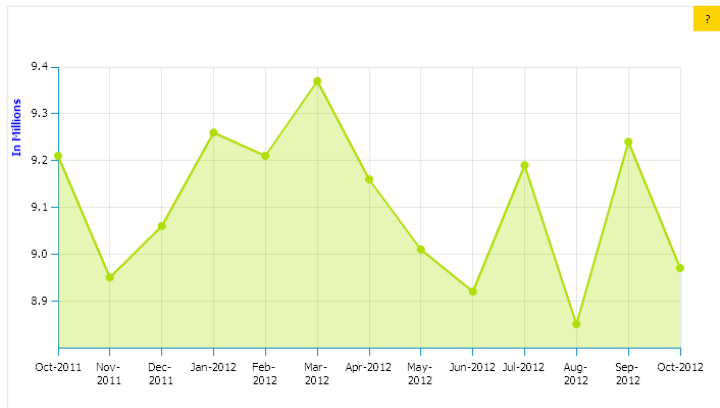
Condom:

Month wise consumption from October 2011 up to October 2012



Oral Pill:

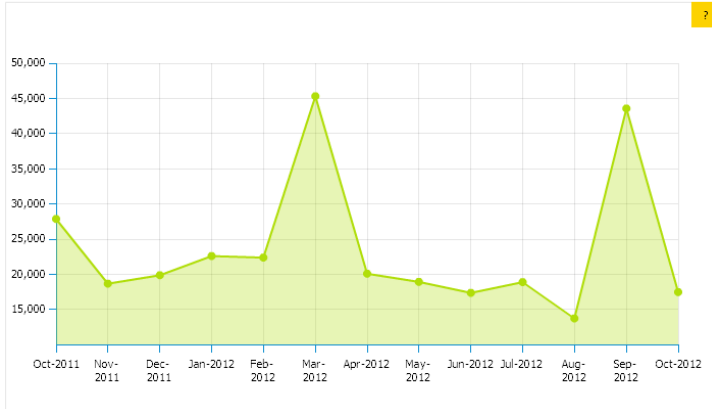
Month wise consumption from October 2011 up to October 2012



Family Planning Monthly Logistics Report

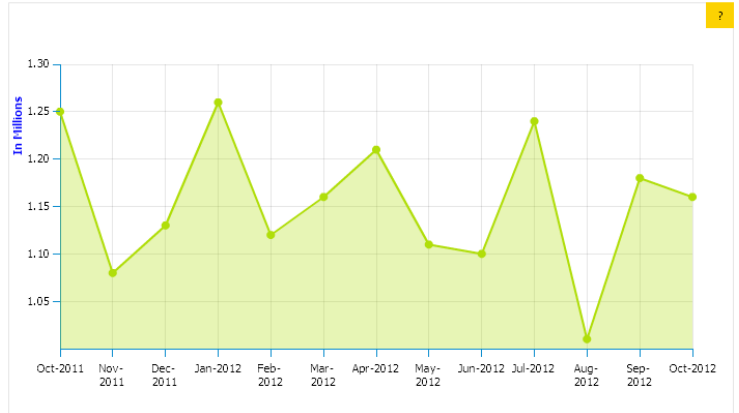
IUD:

Month wise consumption from October 2011 up to October 2012



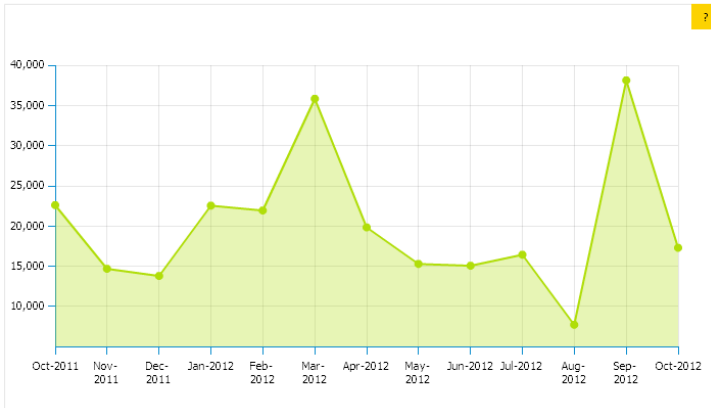
Injectables:

Month wise consumption from October 2011 up to October 2012



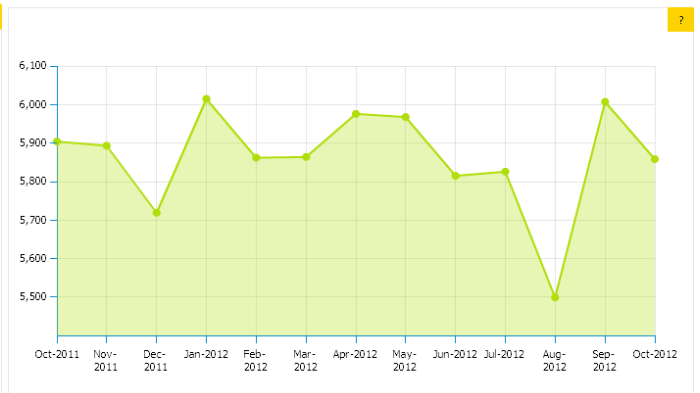
Implant:

Month wise consumption from October 2011 up to October 2012



DDS Kits:

Month wise consumption from October 2011 up to October 2012



Family Planning Monthly Logistics Report

8. Report on Upazila and Warehouse having stock out in last month

Report on Upazila and Warehouse having stockout - October, 2012

[Reporting rate 100%]

SL	Products Name	No of Stockout WH	% of Stockout WH	View WH List	No of Stockout Upazila Store	% of Stockout Upazila Store	View Upazila store List	No of Stockout Upazila Field	% of Stockout Upazila Field	View Upazila Field List
1	Condom	0	0%	☰	0	0%	☰	0	0%	☰
2	Shukhi	0	0%	☰	1	0%	☰	0	0%	☰
3	IUD	1	5%	☰	17	3%	☰	0	0%	☰
4	Injectables	0	0%	☰	4	1%	☰	0	0%	☰
5	Implant	0	0%	☰				15	3%	☰
6	DDS Kits	0	0%	☰	3	1%	☰			
7	ECP	20	95%	☰	445	92%	☰	200	41%	☰
8	Disposable Syringe	0	0%	☰	1	0%	☰	0	0%	☰
9	Saree	0	0%	☰	255	52%	☰	33	7%	☰
10	Lungee	0	0%	☰	261	54%	☰	45	9%	☰
11	Tubectomy MSR Kit	19	90%	☰	484	100%	☰	486	100%	☰
12	IUD MSR Kit	19	90%	☰	482	99%	☰	486	100%	☰
13	Vasectomy MSR Kit	20	95%	☰	486	100%	☰	486	100%	☰
Contraceptives										