

FAMILY PLANNING MONTHLY LOGISTICS REPORT

November 2012



Management Information System (MIS)
Directorate General of Family Planning (DGFP)

6, Kawran Bazar, Dhaka1215

Email: dirmisfp@gmail.com, dirlsdgfp@gmail.com
www.dgfplmis.org

Family Planning Monthly Logistics Report

IUD – Current national stock is 0.707 m pcs and this stock can be used up to September 2014. 2011-12 (Pool fund 0.50m – Commodity received in full + GoB revenue fund 0.40m - Procurement process completed and Letter of Credit opened).

INJECTABLES – Current stock of 20.2m will be used by March 2014. 2011-12 Pool fund 10m – Commodity received in full. 2011-12 GoB (Development) - 2.0m: Commodity received in full. 2012-13 Pool fund 9.9m: Bid opened on 05 December 2012. 2012-13 GoB revenue 2.3m: Bid opened on 12 December 2012. 2012-13 GoB development 2.0m: TEC held on 03 December 2012.

IMPLANT – Current stock is 0.890 m and this can be used up to June 2015. 2011-12 Pool fund (0.39m single rod): Commodity received in full. 2011-12 Pool fund (0.13m 2- rod) - Letter of Credit opening in process. 2011-12 GoB revenue fund: 0.314m single rod – Commodity received in full. 2012-13 Pool fund (0.245m single rod) - Bid opened on 29 November 2012. 2012-13 GoB-development (0.107m single rod) - Bid opened on 09 December 2012. 2012-13 Pool fund (0.065m 2-rod) - Draft bid document under preparation (to be sent to WB for NOC). Meanwhile CCSDP requested L&S unit to hold up the procurement until they confirm.

DDS KITS – Current national stock is 0.061 m which can be used up to August 2013. 2011-12 GoB revenue (14,845 Kits): commodity received in full and 2011-12 Pool fund 60,000 pcs: commodity received in full. 2012-13 Pool fund (0.060m) - Bid opened on 03 December 2012. 2012-13 GoB-developments (0.015m): Purchase summary sent to MOHFW on 10 December 2012.

2.National receipts quantity by product by Month

Contraceptive Received Report

Month: November, 2012

Items	Received From	Receipts Date	Receipts Qty	Remarks
CONDOMS	KHULNA ESSENTIAL LATEX PLANT(KELP)	19/11/2012	1,620,000	Received at Central Warehouse
	KHULNA ESSENTIAL LATEX PLANT(KELP)	19/11/2012	1,620,000	
	KHULNA ESSENTIAL LATEX PLANT(KELP)	21/11/2012	1,620,000	
	KHULNA ESSENTIAL LATEX PLANT(KELP)	22/11/2012	1,674,000	
	KHULNA ESSENTIAL LATEX PLANT(KELP)	27/11/2012	1,620,000	
	KHULNA ESSENTIAL LATEX PLANT(KELP)	28/11/2012	532,000	
	KHULNA ESSENTIAL LATEX PLANT(KELP)	28/11/2012	1,314,000	
	KHULNA ESSENTIAL LATEX PLANT(KELP)	11/28/2012	1,674,000	Received at Bogra Warehouse
	KHULNA ESSENTIAL LATEX PLANT(KELP)	11/29/2012	1,674,000	
	KHULNA ESSENTIAL LATEX PLANT(KELP)	11/29/2012	1,652,000	
	KHULNA ESSENTIAL LATEX PLANT(KELP)	11/20/2012	1,676,000	Received at Chittagong Warehouse
	KHULNA ESSENTIAL LATEX PLANT(KELP)	11/20/2012	1,674,000	
	KHULNA ESSENTIAL LATEX PLANT(KELP)	11/20/2012	1,650,000	
	KHULNA ESSENTIAL LATEX PLANT(KELP)	11/27/2012	1,674,000	
	KHULNA ESSENTIAL LATEX PLANT(KELP)	11/27/2012	1,652,000	
	KHULNA ESSENTIAL LATEX PLANT(KELP)	11/28/2012	1,674,000	
	KHULNA ESSENTIAL LATEX PLANT(KELP)	11/28/2012	1,674,000	Received at Khulna Warehouse
	KHULNA ESSENTIAL LATEX PLANT(KELP)	11/29/2012	3,326,000	
T O T A L			30,000,000	
SHUKHI	JANATA TRADERS	11/22/2012	5,322,240	Chittagong Warehouse
T O T A L			5,322,240	
INJETABLES	TECHNO DRUGS	11/14/2012	2,500,000	Central Warehouse
T O T A L			2,500,000	
IUDs	NAPS INTERNATIONAL	11/07/2012	500,000	Central Warehouse
T O T A L			500,000	

Family Planning Monthly Logistics Report

3. Contraceptive Summary Report by month

Contraceptive Summary Report of November 2012

[Reporting rate 100%]



MOS less than 4.0



MOS 4.0 - 7.9



MOS 8.0 and above

MOS = Month of Stock

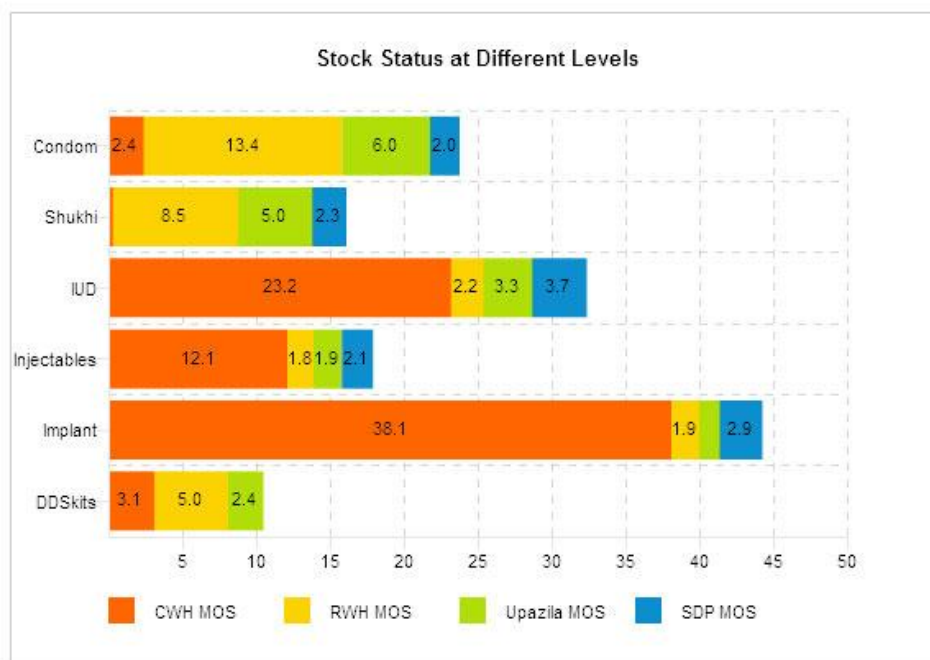
SL	Name of Products	Reported Consumption	Adjusted Consumption	Reported Closing Balance	Adjusted Closing Balance	Average Monthly Consumption	MOS
1	Condom	11,627,400	11,627,400	270,404,886	270,404,886	11,358,626	23.8
2	Shukhi	9,052,514	9,052,514	145,393,775	145,393,775	9,047,093	16.1
3	IUD	19,545	19,545	708,230	708,230	21,854	32.4
4	Injectables	1,090,932	1,090,932	20,199,057	20,199,057	1,131,515	17.9
5	Implant	21,205	21,205	886,802	886,802	20,039	44.3
6	DDSKits	5,682	5,682	61,529	61,529	5,893	10.4

Show All

4. Report of Stock Status at Different Levels

Report of Stock Status at Different Levels on November 2012

[Reporting rate 100%]



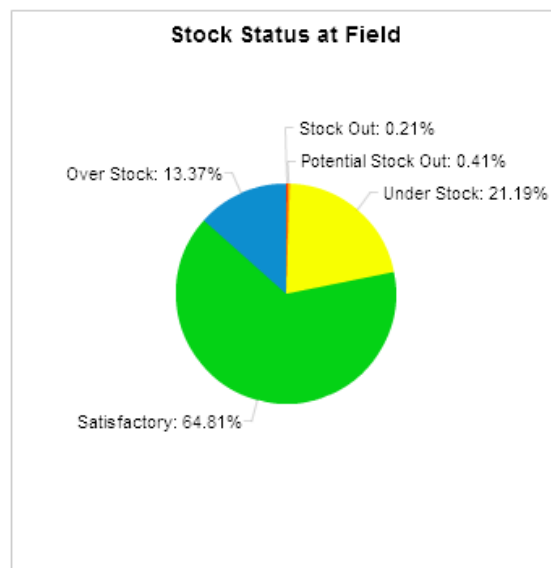
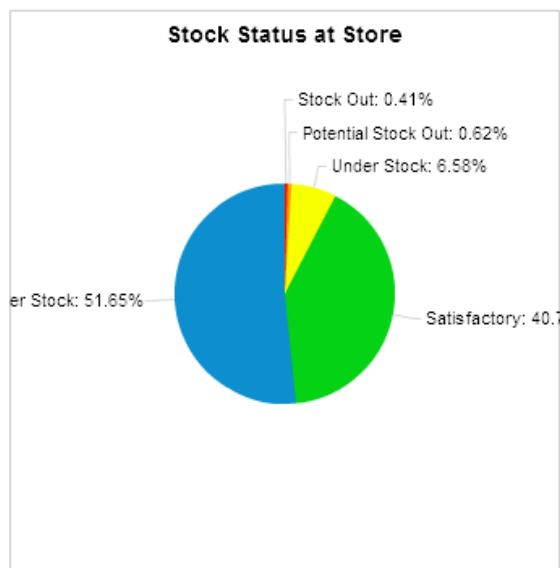
Products	100% Adjusted Consump. of Cur. Month	Avg. Consump. of Last 6 Months	CWH Level	MOS	RWH Level	MOS	Upazila Level	MOS	Field Level	MOS	National Level
Condom	11,627,400	11,358,626	27,404,600	2.4	152,237,920	13.4	67,659,303	6	23,103,063	2	270,411
Shukhi	9,052,514	9,047,093	2,298,240	0.3	77,135,232	8.5	45,482,427	5	20,477,876	2.3	145,311
IUD	19,545	21,854	506,000	23.2	47,962	2.2	72,428	3.3	81,840	3.7	71,111
Injectables	1,090,932	1,131,515	13,685,900	12.1	1,995,300	1.8	2,145,929	1.9	2,371,928	2.1	20,111
Implant	21,205	20,039	763,776	38.1	37,509	1.9	28,210	1.4	57,307	2.9	81,111
DDSKits	5,682	5,893	18,150	3.1	29,651	5	13,887	2.4			4,111

5. Stock Status by product at Upazila Store and Field:

a. Condom:

Stock Status at Upazila Store and Field on November 2012

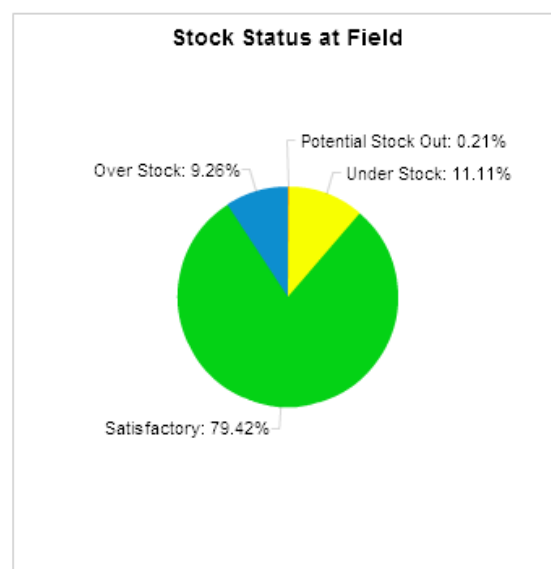
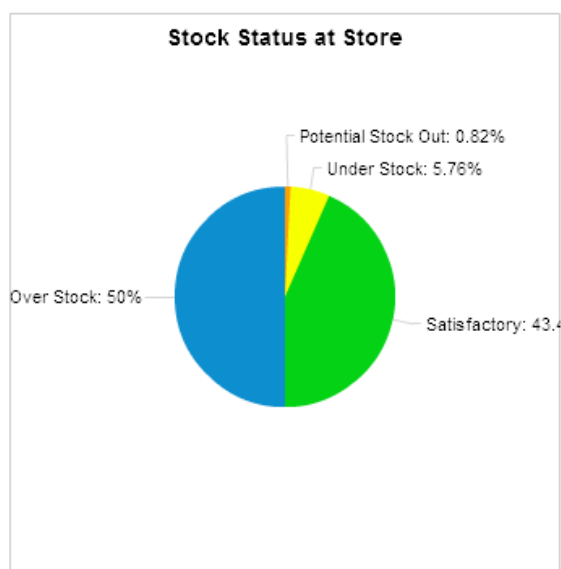
[Reporting rate 100%]



b. Oral Pill:

Stock Status at Upazila Store and Field on November 2012

[Reporting rate 100%]

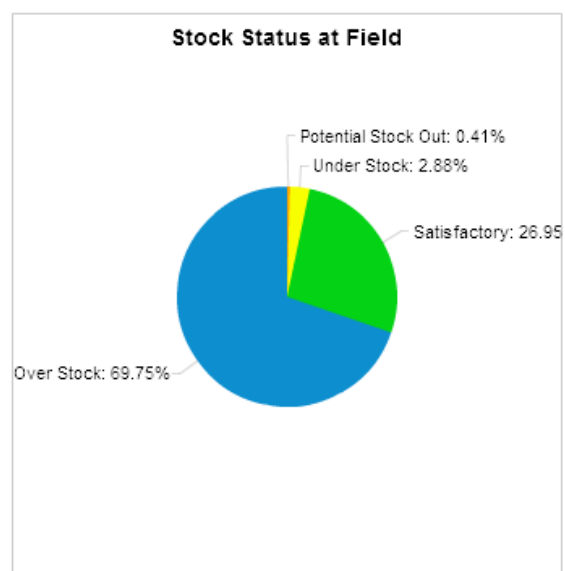
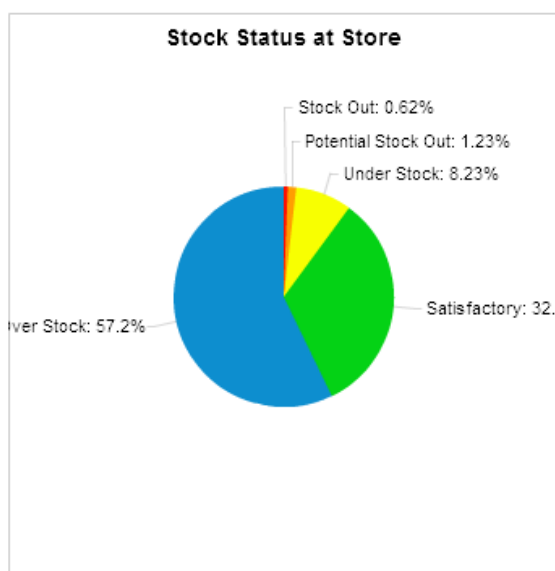


Family Planning Monthly Logistics Report

c. IUD:

Stock Status at Upazila Store and Field on November 2012

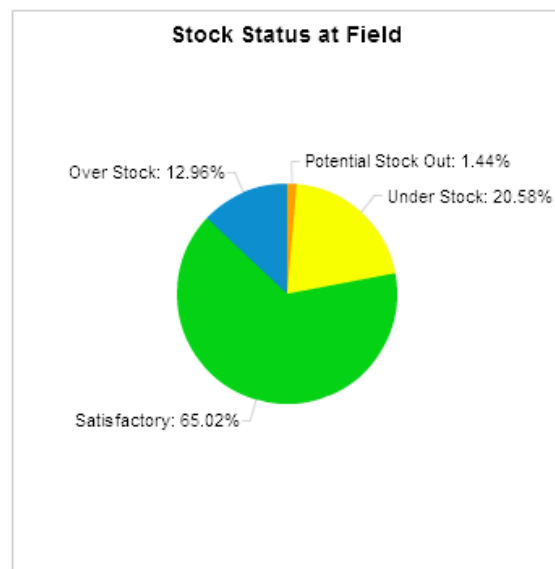
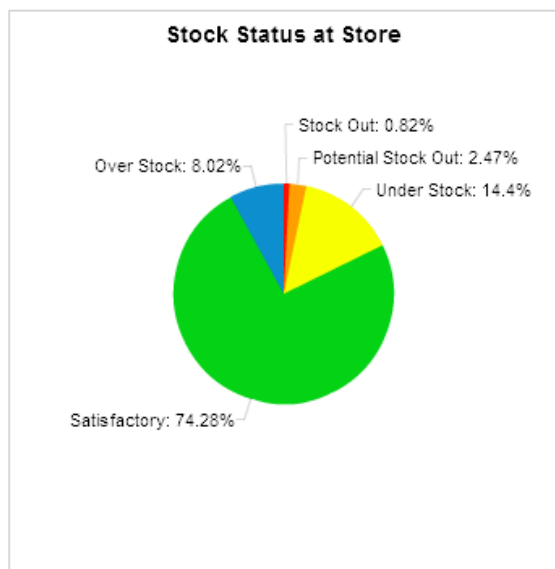
[Reporting rate 100%]



d. Injectables:

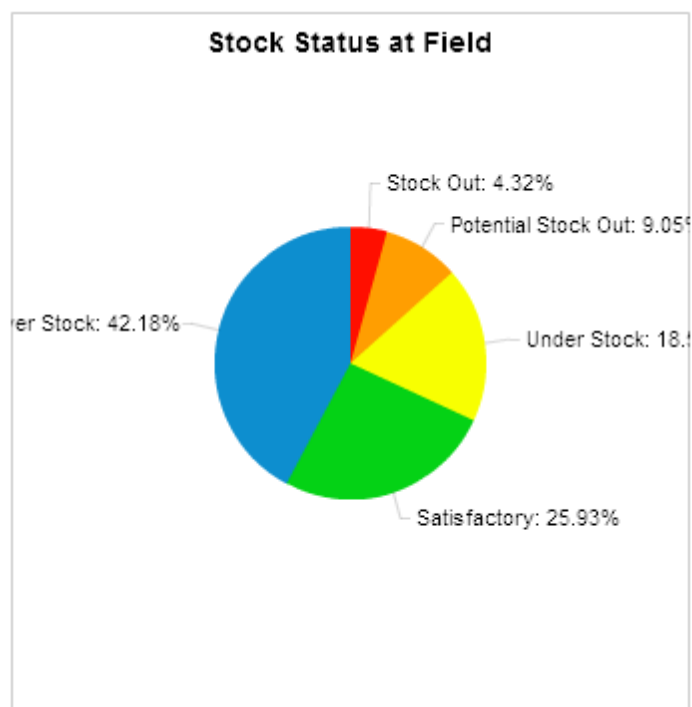
Stock Status at Upazila Store and Field on November 2012

[Reporting rate 100%]

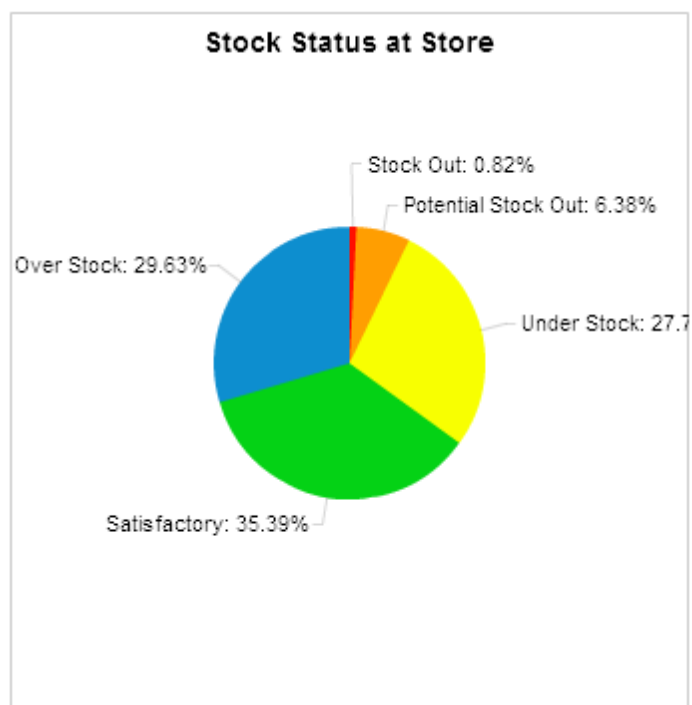


Family Planning Monthly Logistics Report

e. Implant:



f. DDS Kits:



Family Planning Monthly Logistics Report

6. Stock Status by product at Regional Warehouses

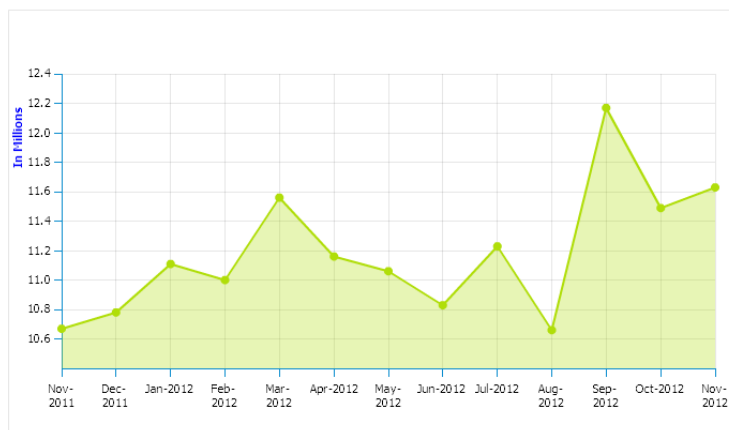
SL	WH Name	Condom CBL	Condom AMD	Condom MOS	Shukhi CBL	Shukhi AMD	Shukhi MOS	IUD CBL	IUD AMD	IUD MOS	Injectables CBL	Injectables AMD	Injectables MOS	Implant CBL	Implant AMD	Implant MOS	DDSKits CBL	DDSKits AMD	DDSKits MOS
1	Bandarban RWH	496,800	30,965	16.04	409,980	20,589	19.91	180	91	1.98	4,500	3,509	1.28	254	137	1.85	120	31	3.87
2	Bhola RWH	1,242,600	141,346	8.79	738,720	106,317	6.95	1,450	397	3.65	91,000	42,729	2.13	2,482	513	4.84	433	118	3.67
3	Bogra RWH	25,159,200	531,204	47.36	2,844,000	521,102	5.46	3,050	786	3.88	97,000	47,272	2.05	5,184	1,440	3.80	9,178	304	30.19
4	Chittagong RWH	45,584,920	595,442	76.56	50,933,542	400,451	127.19	5,000	1,467	3.41	224,600	66,905	3.36	1,700	1,007	1.69	8,608	343	25.10
5	Comilla RWH	1,320,000	1,092,529	1.21	480,860	499,271	0.96	3,744	1,698	2.20	203,000	93,562	2.17	354	978	0.36	302	391	0.77
6	Dhaka CWH	27,404,600	1,738,898	15.76	2,298,240	972,089	2.36	506,000	3,365	150.37	13,685,900	127,087	107.69	763,776	1,864	409.75	18,150	536	33.86
7	Dinajpur RWH	2,634,000	205,520	12.82	1,509,120	405,526	3.72	2,300	675	3.41	98,000	46,261	2.12	1,472	1,190	1.24	326	251	1.30
8	Faridpur RWH	2,327,400	731,827	3.18	1,055,520	557,426	1.89	4,800	1,587	3.02	130,000	61,447	2.12	336	1,333	0.25	607	503	1.21
9	Jamalpur RWH	5,778,000	377,664	15.30	1,277,280	332,777	3.84	2,145	666	3.22	71,500	38,721	1.85	1,080	699	1.55	406	158	2.57
10	Jessore RWH	1,705,200	504,554	3.38	1,186,560	430,290	2.76	2,100	1,042	2.02	119,300	61,359	1.94	1,000	950	1.05	220	339	0.65
11	Khulna RWH	42,831,000	813,020	52.68	1,576,800	574,177	2.75	2,650	1,166	2.27	115,700	55,018	2.10	786	1,112	0.71	6,091	338	18.02
12	Kushtia RWH	1,395,600	317,385	4.40	1,157,760	236,648	4.89	1,300	370	3.51	75,100	41,401	1.81	3,776	745	5.07	324	147	2.20
13	Mymensingh RWH	978,000	938,205	1.04	1,166,400	996,992	1.17	3,300	1,865	1.77	135,000	63,022	2.14	4,156	1,631	2.55	476	428	1.11
14	Noakhali RWH	2,415,000	360,614	6.70	1,435,680	215,809	6.65	2,050	885	2.32	95,600	49,087	1.95	2,075	574	3.61	515	222	2.32
15	Pabna RWH	3,912,000	475,181	8.23	2,911,680	433,575	6.72	2,800	1,070	2.62	121,000	55,129	2.19	2,300	535	4.30	478	184	2.60
16	Patuakhali RWH	2,622,600	118,573	22.12	688,320	170,070	4.05	1,250	631	1.98	64,600	32,726	1.97	2,050	663	3.09	251	169	1.49
17	Rajshahi RWH	2,142,000	619,326	3.46	2,901,600	403,233	7.20	1,768	565	3.13	106,400	49,891	2.13	1,371	879	1.56	246	217	1.13
18	Rangamati RWH	3,237,600	54,751	59.13	1,094,400	36,633	29.87	75	74	1.01	3,500	3,549	0.99	174	107	1.63	135	52	2.60
19	Rangpur RWH	3,750,000	568,328	6.60	1,321,920	931,399	1.42	2,500	1,658	1.51	107,000	116,925	0.92	1,544	2,348	0.66	175	451	0.39
20	Sylhet RWH	1,158,000	717,046	1.61	853,920	428,206	1.99	3,700	1,319	2.81	70,500	44,084	1.60	2,739	909	3.01	512	342	1.50
21	Tangail RWH	1,548,000	426,248	3.63	1,591,170	374,513	4.25	1,800	477	3.77	62,000	31,831	1.95	2,676	425	6.30	248	158	1.57
Total		179,642,520	11,358,626		79,433,472	9,047,093		553,962	21,854		15,681,200	1,131,515		801,285	20,039		47,801	5,682	

Family Planning Monthly Logistics Report

7. Month-wise consumption of products for last 12-months

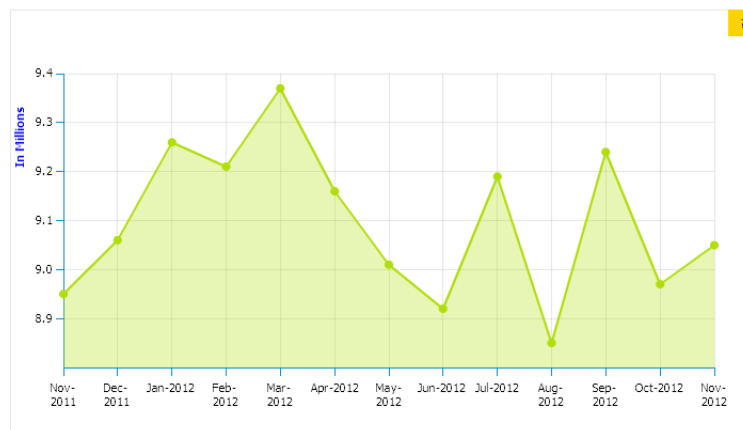
Condom:

Month wise consumption from November 2011 up to November 2012



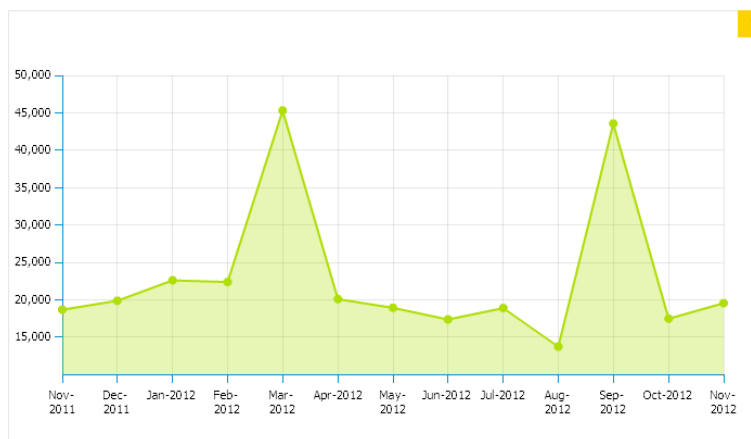
Oral Pill:

Month wise consumption from November 2011 up to November 2012



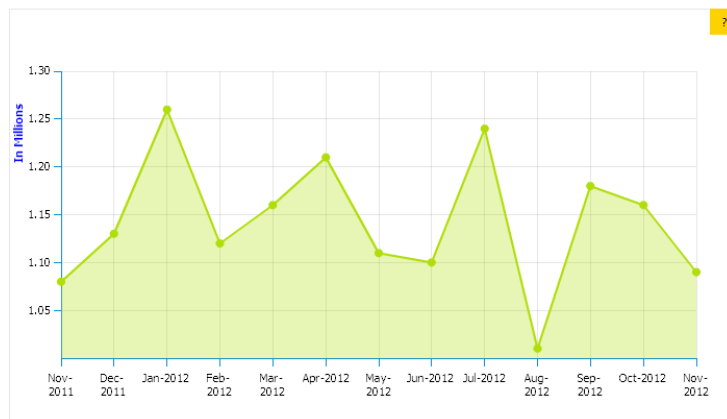
IUD:

Month wise consumption from November 2011 up to November 2012



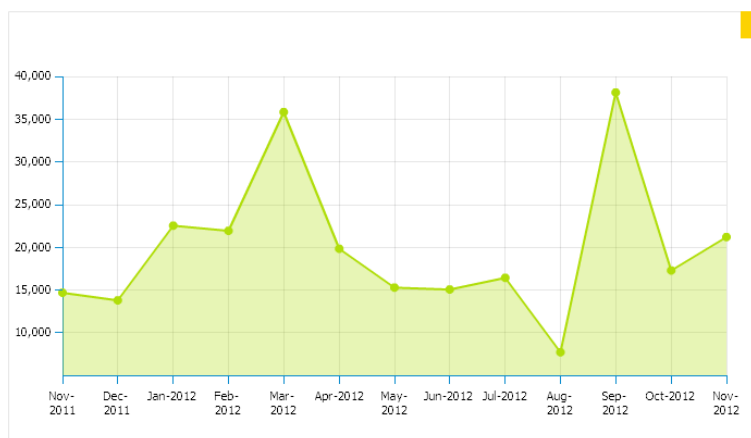
Injectables:

Month wise consumption from November 2011 up to November 2012



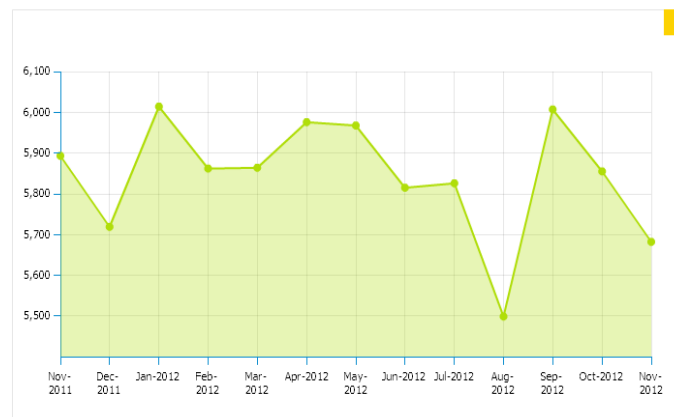
Implant:

Month wise consumption from November 2011 up to November 2012



DDS Kits:

Month wise consumption from November 2011 up to November 2012








































Family Planning Monthly Logistics Report

8. Report on Upazila and Warehouse having stock out in last month

Report on Upazila and Warehouse having stockout - November, 2012

[Reporting rate 100%]

SL	Products Name	No of Stockout WH	% of Stockout WH	View WH List	No of Stockout Upazila Store	% of Stockout Upazila Store	View Upazila store List	No of Stockout Upazila Field	% of Stockout Upazila Field	View Upazila Field List
1	Condom	0	0%		2	0%		1	0%	
2	Shukhi	0	0%		0	0%		0	0%	
3	IUD	0	0%		3	1%		0	0%	
4	Injectables	0	0%		4	1%		0	0%	
5	Implant	0	0%					21	4%	
6	DDS Kits	0	0%		4	1%				
7	ECP	20	95%		452	93%		220	45%	
8	Disposable Syringe	0	0%		1	0%		0	0%	
9	Saree	0	0%		241	50%		44	9%	
10	Lunjee	0	0%		261	54%		42	9%	
11	Tubectomy MSR Kit	19	90%		485	100%		486	100%	
12	IUD MSR Kit	19	90%		484	100%		486	100%	
13	Vasectomy MSR Kit	20	95%		486	100%		486	100%	

Contraceptives