

FAMILY PLANNING MONTHLY LOGISTICS REPORT

September 2013



Management Information System (MIS)
Directorate General of Family Planning (DGFP)
6, Kawran Bazar, Dhaka 1215
Email: dirmisfp@gmail.com, dirlsdgfp@gmail.com
www.dgfplmis.org

DGFP STOCK STATUS REPORT**
September 2013 (*Updated 03 October 2013*)

	2013			2014												2015												2016																
Year																																												
Month	10	11	12	1	2	3	4	5	6	7	8	9	10	11	12	1	2	3	4	5	6	7	8	9	10	11	12	1	2	3	4	5	6	7	8	9	10	11	12					
Min.-Max.								Min.					Max.																															
Condom	CS (181.6m) - 14 mon.															2012-13 (GoB/Revenue 150m)																												
*AMC = 11.64m	GoB (Revenue) 150m: Contract signed and awaiting receipt of goods.																														2013-14 (Pool fund) -50m													
Pill	CS (109.8m) - 13 mon.															2012-13 (Pool fund 150m)																												
*AMC = 8.94m	Pool fund 150m: Letter of Credit opened and awaiting receipt of goods.																																											
	2013-14 (Pool fund) -50m - MOHFW approval and WB NOC received																														2013-14 (Pool fund) -0.4m													
IUD	CS (0.891m) - 34 mon.																																											
*AMC = 23,379	2013-14 (Pool fund) -0.4m- MOHFW approval and WB NOC received																														2012-13 (Pool fund 3.96m)													
Injectables	CS (18.9m) - 17 mon.															2013-14 (Pool fund) -12m																												
*AMC = 1.14m	GoB development 2.0m: Commodity received in full.																																											
	GoB revenue 2.3m: Commodity received in full.																																											
	Pool fund 9.9m: 5.94m received as of 30 September 2013; 3.96m to be received																																											
	2013-14 (Pool fund) -12m- MOHFW approval and WB NOC received																														(2012-13 Pool fund (0.245m implant single rod) + 2012-13 GoB-development (0.107m implant single rod))													
Implant	CS (0.781m) - 25 mon.																																											
*AMC = 21,918	Pool fund (0.245m single rod)- Contract signed on 27 June 2013																																											
	GoB-development (0.107m single rod)- Letter of Credit(L/C) opened and awaiting receipt of goods.																																											
DDS Kit	CS (0.077m) - 12 mon.															2013-14 (Pool fund) -0.065m + 2013-14 Gov (Dev.)-0.010m															CS = Current Stock													
*AMC = 5,786	GoB-development (0.015m)- Commodity received in full																														AMC = Average Monthly Consumption													
	Pool fund (0.060m)- Commodity received in full																														BER = Bid Evaluation Report													
	2013-14 (Pool fund) -0.065m- MOHFW approval and WB NOC received																																TEC = Technical Evaluation Committee											
	2013-14 Gov (Dev.)-0.010m- Bid invited																																NOC = No Objection Certificate											
																																	NOA = Notification of Award											

Legend:

- [Green] Current Stock of contraceptives
- [Yellow] To be received
- [Blue] 2012-13 and 2013-14 - planned

DDa Sources: DGFP LKS web, DGFP LMIS web site / <http://www.dgplmis.org>, Central Warehouse/LMIS data, Approved DGFP procurement plan
*AMC is calculated based on last 12-month consumption
****This report is generated using the "Pipeline Software", which considers "Projected Consumption"**

USAID
FROM THE AMERICAN PEOPLE

SIAPS

DGFP STOCK STATUS REPORT (2012-14): Notes

Updated 03 October 2013

CONDOM - Current national stock 181.6 m and this stock can be used up to November 2014. FY 2012-13 GoB (Revenue) 150m: Contract signed and awaiting receipt of goods.

PILL - Current national stock of pill is 109.8 m cycles which will go up to October 2014. FY 2012-13 Pool fund 150m: Letter of credit opened and awaiting receipt of goods. FY 2013-14 (Pool fund) -50m - MOHFW approval and WB NOC received

IUD - Current national stock is 0.891 m pcs and this stock can be used up to July 2016. FY 2013-14 (Pool fund) -0.4m- MOHFW approval and WB NOC received

INJECTABLES - Current stock of 18.9m can be used up to February 2015. 2012-13 GoB development 2.0m: Commodity received in full. GoB revenue 2.3m: Commodity received in full. 2012-13 Pool fund 9.9m: 5.94m received as of 30 September 2013; 3.96m to be received. 2013-14 (Pool fund) -12m- MOHFW approval and WB NOC received

IMPLANT - Current stock is 0.781 m and this can be used up to October 2015. 2012-13 Pool fund (0.245m single rod) - Contract signed on 27 June 2013. 2012-13 GoB- Development (0.107m single rod) - Letter of Credit (L/C) opened and awaiting receipt of goods.

DDS KITS - Current national stock is 0.077 m which can be used up to September 2014. 2012-13 Pool fund (0.060m) - Commodity received in full. 2012-13 GoB-developments (0.015m) - Commodity received in full. 2013-14 (Pool fund) -0.065m- MOHFW approval and WB NOC received. 2013-14 Gov (Dev.)- 0.010m- Bid invited.

You can also download the previous reports from <http://dgfplmis.org/>

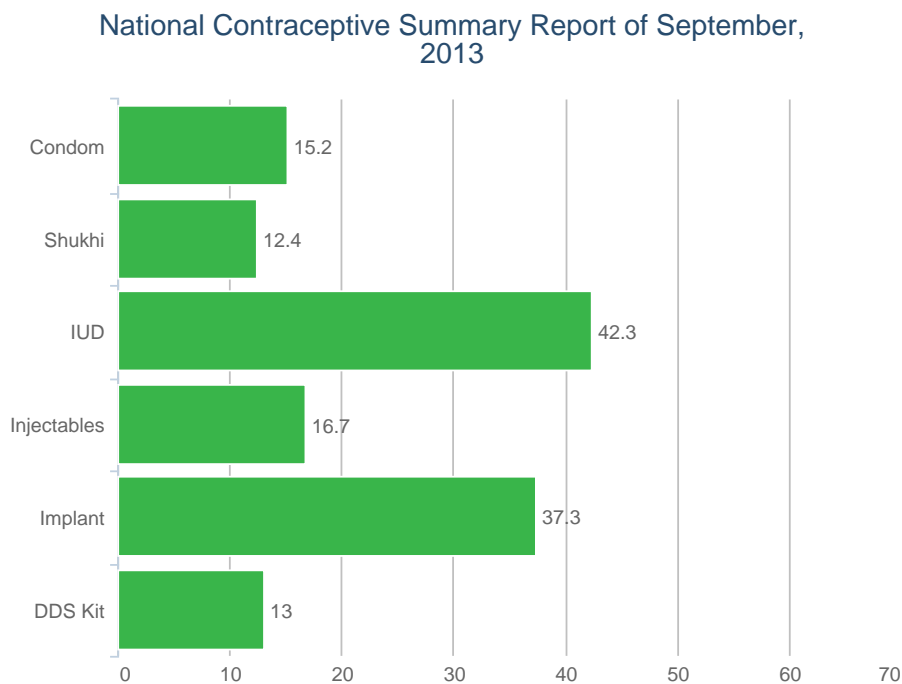
2. National Receipts Quantity by Product by Month

Contraceptive Received Report

Month: September, 2013

Item	Supplier	Receiver	Date Receipts	Qty	Remarks
------	----------	----------	------------------	-----	---------

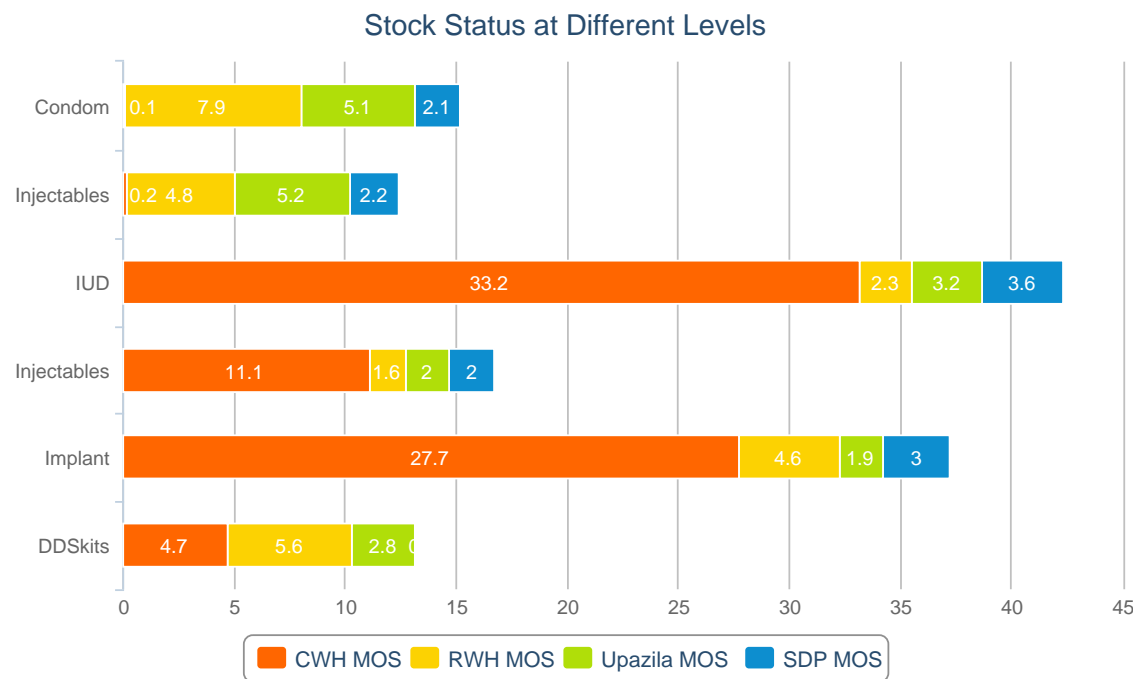
3. Contraceptive Summary Report by month



■ MOS less than 4.0
 ■ MOS 4.0 - 7.9
 ■ MOS 8.0 and above
 MOS = Month of Stock

SL	Name of Products	Reported Consumption	Adjusted Consumption	Reported Closing Balance	Adjusted Closing Balance	Average Monthly Consumption	MOS
1	Condom	12,486,012	12,486,012	180,512,847	180,512,847	11,900,016	15.2
2	Shukhi	8,978,170	8,978,170	109,365,048	109,365,048	8,785,514	12.4
3	IUD	19,465	19,465	887,631	887,631	20,984	42.3
4	Injectables	1,151,347	1,151,347	18,943,379	18,943,379	1,133,568	16.7
5	Implant	27,009	27,009	771,200	771,200	20,696	37.3
6	DDS Kits	6,025	6,025	78,346	78,346	6,014	13

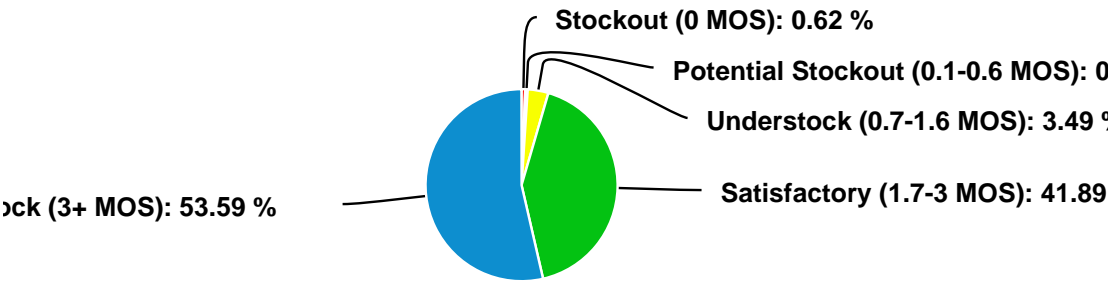
4. Report of Stock Status at Different Levels



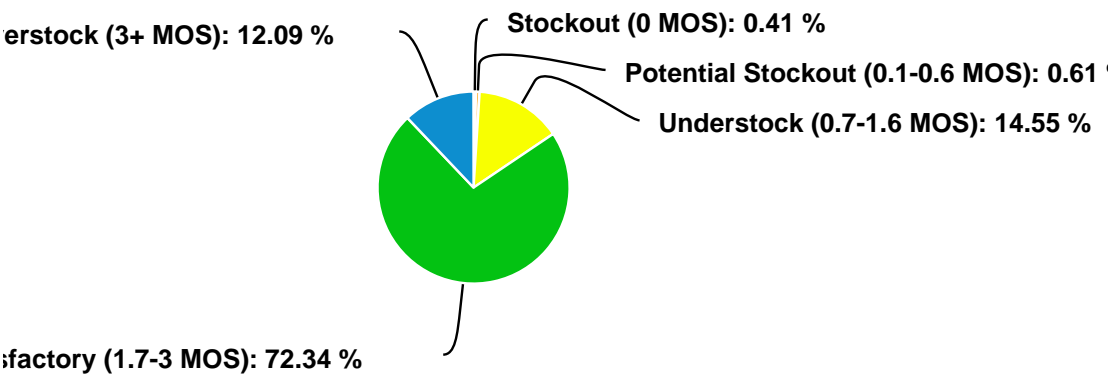
Products	100% Adjusted Consumption of Cur. Month	Avg. Consumption of Last 6 Months	CWH Level	MOS	RWH Level	MOS	Upazila Level	MOS	Field Level	MOS	National Level	MOS
Condom	12,486,012	11,900,016	1,599,600	0.1	94,071,920	7.9	60,121,869	5.1	24,719,458	2.1	180,512,847	15.2
Shukhi	8,978,170	8,785,514	1,758,240	0.2	42,352,732	4.8	45,827,440	5.2	19,426,636	2.2	109,365,048	12.4
IUD	19,465	20,984	697,050	33.2	48,106	2.3	67,601	3.2	74,874	3.6	887,631	42.3
Injectables	1,151,347	1,133,568	12,535,600	11.1	1,812,600	1.6	2,294,192	2	2,300,987	2	18,943,379	16.7
Implant	27,009	20,696	573,526	27.7	95,067	4.6	40,008	1.9	62,599	3	771,200	37.3
DDS Kits	6,025	6,014	28,105	4.7	33,638	5.6	16,759	2.8			78,346	13

5. Stock Status by Product at Upazila Store and Field

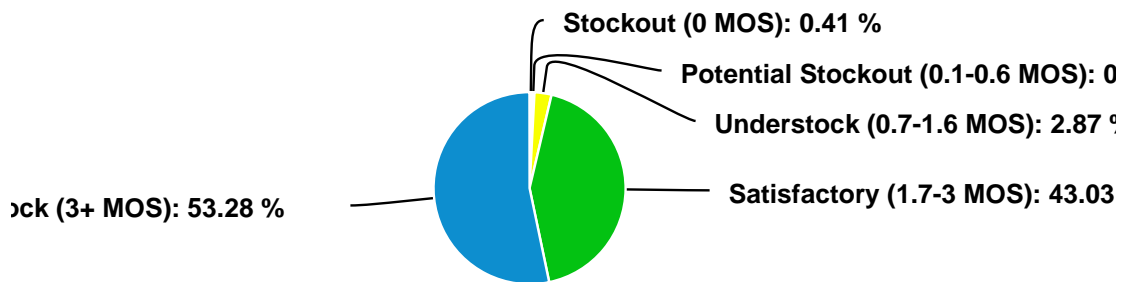
Stock Status for Condom at Store



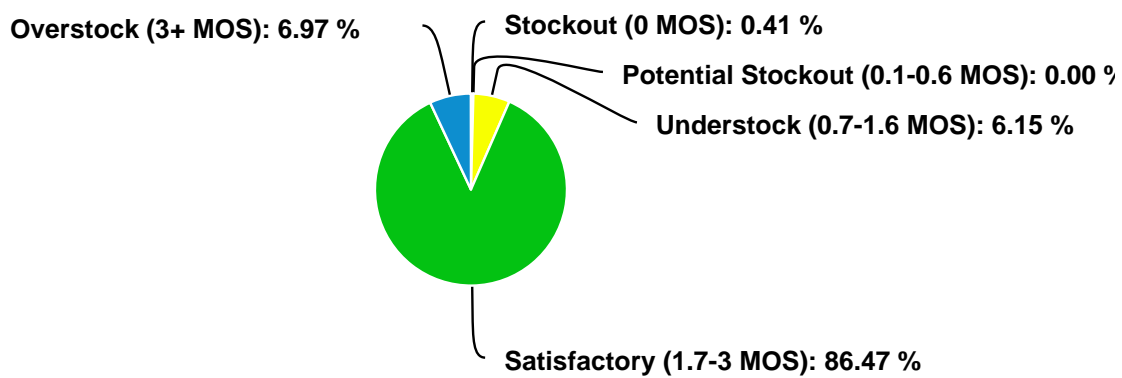
Stock Status for Condom at Field



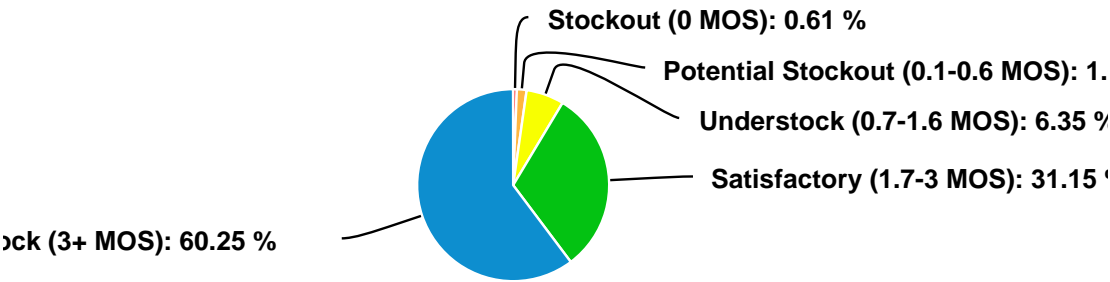
Stock Status for Shukhi at Store



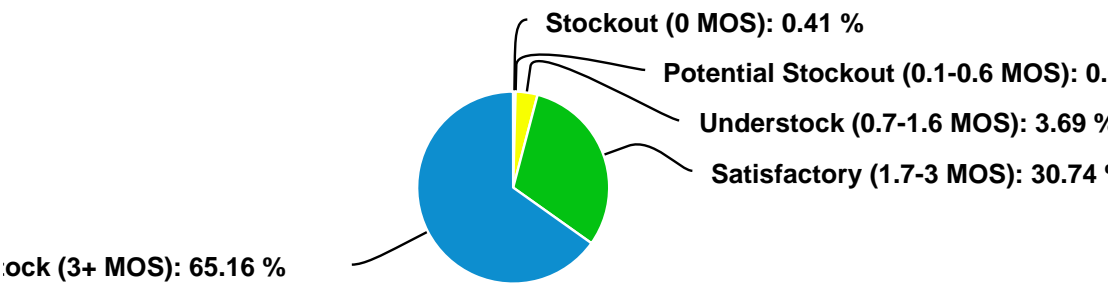
Stock Status for Shukhi at Field



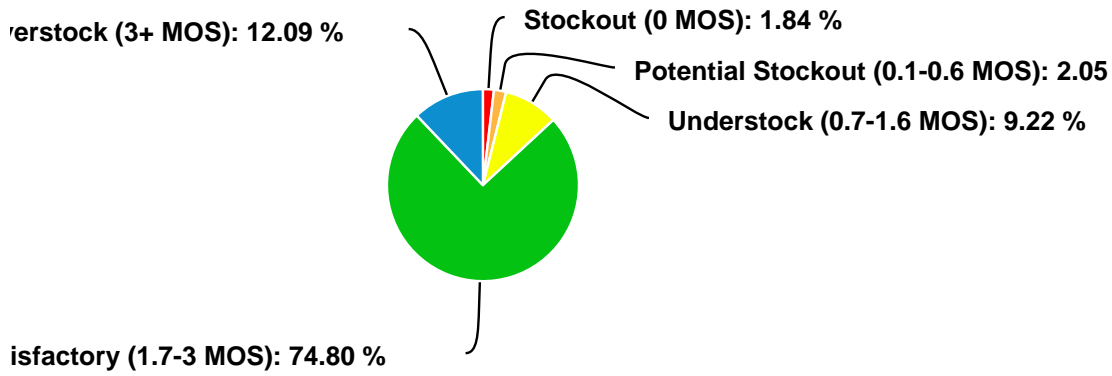
Stock Status for IUD at Store



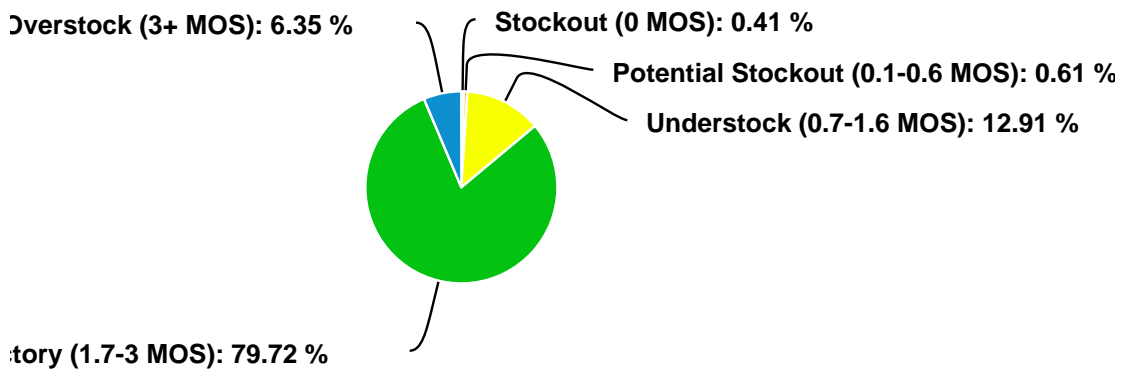
Stock Status for IUD at Field



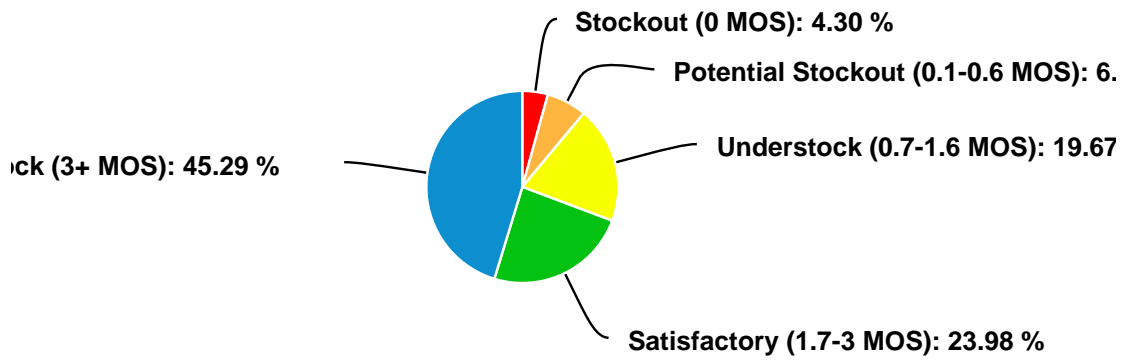
Stock Status for Injectables at Store



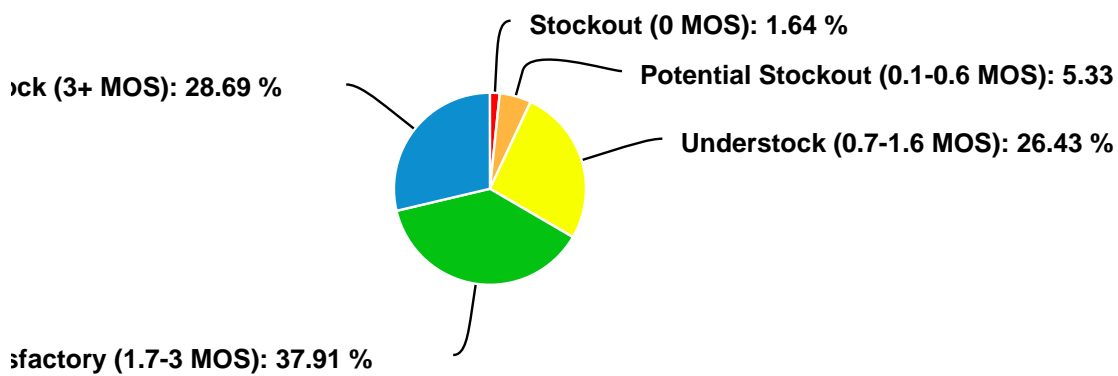
Stock Status for Injectables at Field



Stock Status for Implant at Field



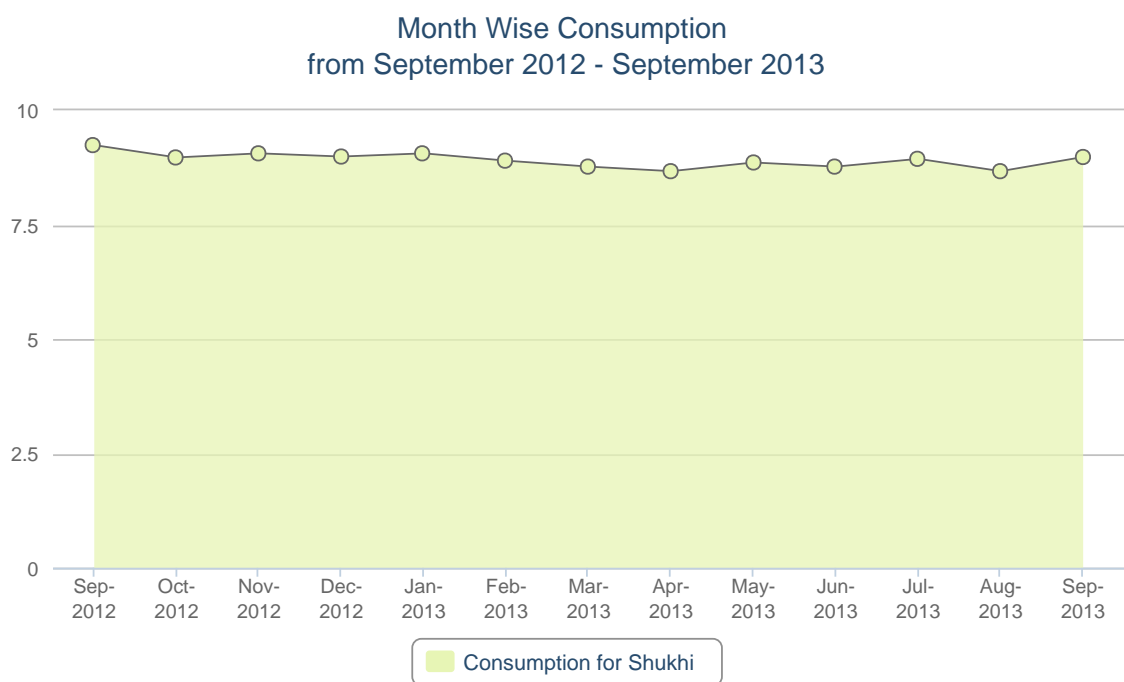
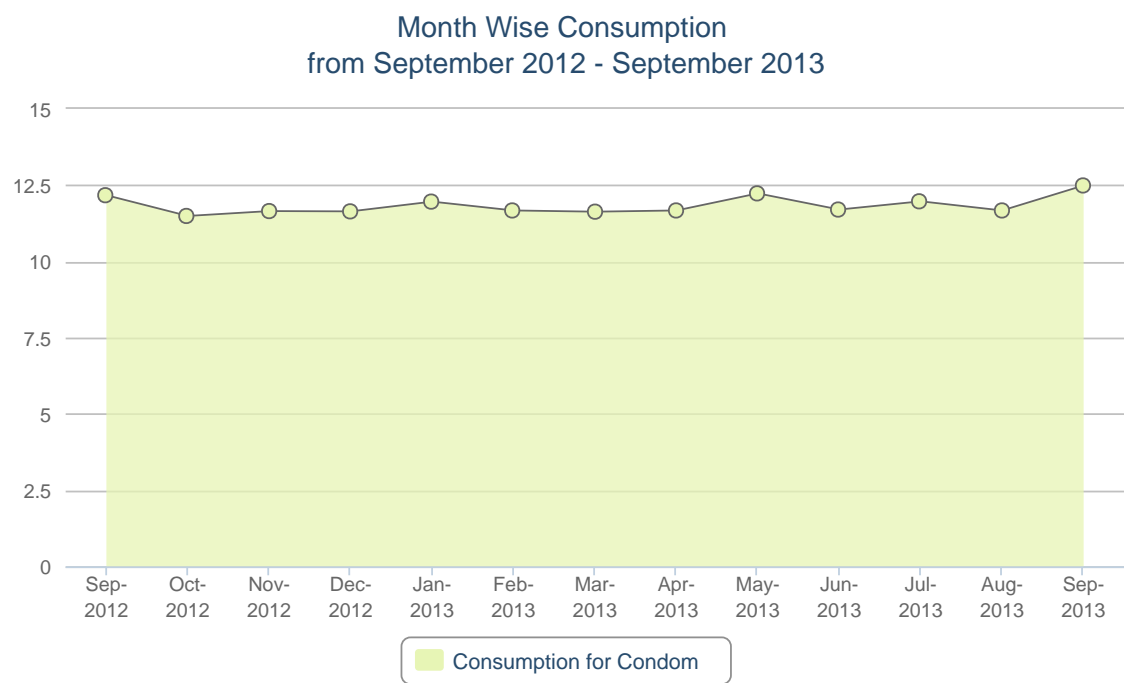
Stock Status for DDSKit at Store



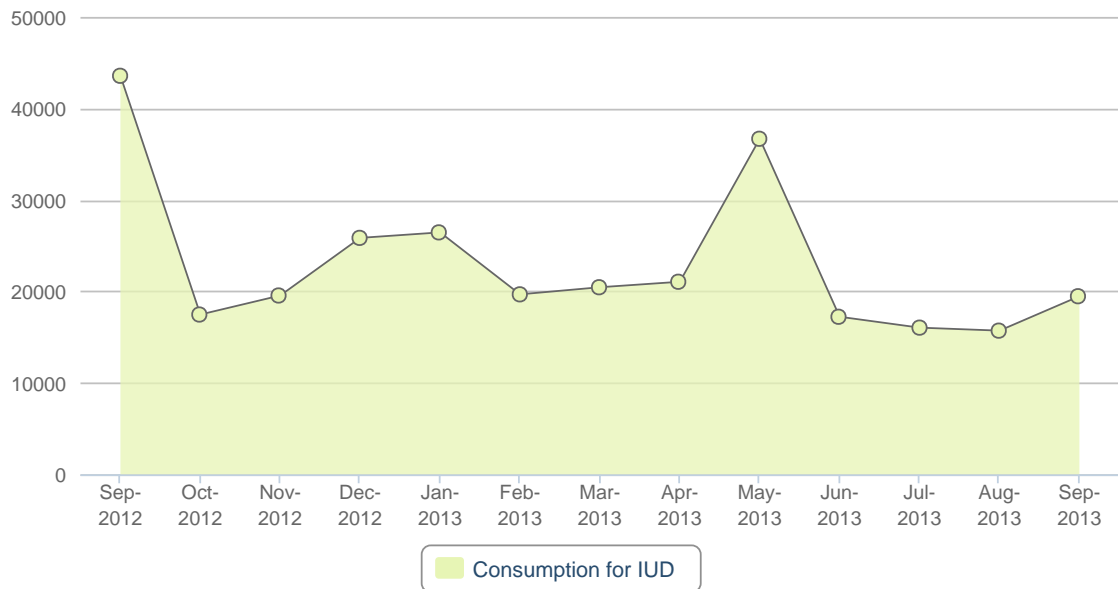
6. Stock Status by Product at Regional Warehouses

SL	WH Name	Condom CBL	Condom AMD	Condom MOS	Shukhi CBL	Shukhi AMD	Shukhi MOS	IUD CBL	IUD AMD	IUD MOS	Injectables CBL	Injectables AMD	Injectables MOS	Implant CBL	Implant AMD	Implant MOS	DDSKits CBL	DDSKits AMD	DDSKits MOS
1	Bandarban RWH	124,200	32,120	3.87	185,940	21,326	8.72	500	92	5.43	11,000	3,924	2.80	144	116	1.24	28	32	0.88
2	Bhola RWH	912,000	153,155	5.95	216,000	104,485	2.07	1,300	363	3.58	96,000	47,488	2.02	3,692	290	12.73	650	121	5.37
3	Bogra RWH	12,703,000	588,211	21.60	6,210,720	497,352	12.49	1,890	745	2.54	72,500	42,982	1.69	9,316	1,660	5.61	9,301	324	28.71
4	Chittagong RWH	30,033,320	692,155	43.39	11,330,662	419,866	26.99	4,000	1,496	2.67	144,800	71,954	2.01	12,106	1,241	9.76	9,486	408	23.25
5	Comilla RWH	780,000	1,074,006	0.73	862,560	472,605	1.83	3,250	1,567	2.07	146,000	90,384	1.62	4,261	1,056	4.04	270	459	0.59
6	Dhaka CWH	1,599,600	1,845,989	0.87	1,758,240	941,320	1.87	697,050	3,295	211.55	12,535,600	124,335	100.82	573,526	1,815	315.99	28,105	491	57.24
7	Dinajpur RWH	924,000	214,469	4.31	1,343,520	399,697	3.36	1,850	670	2.76	84,000	46,376	1.81	3,932	1,096	3.59	623	288	2.16
8	Faridpur RWH	1,218,000	667,744	1.82	1,002,240	504,455	1.99	4,550	1,443	3.15	127,000	54,691	2.32	2,240	1,514	1.48	361	464	0.78
9	Jamalpur RWH	2,142,000	418,483	5.12	1,234,080	323,938	3.81	1,900	531	3.58	71,700	41,049	1.75	3,544	659	5.38	649	174	3.73
10	Jessore RWH	1,404,000	538,128	2.61	957,600	427,515	2.24	3,050	1,001	3.05	110,000	59,708	1.84	3,220	957	3.36	674	341	1.98
11	Khulna RWH	24,929,000	758,047	32.89	4,132,800	535,220	7.72	2,800	1,179	2.37	109,500	54,562	2.01	3,112	1,087	2.86	7,109	370	19.21
12	Kushtia RWH	774,000	349,510	2.21	1,732,320	222,832	7.77	625	359	1.74	87,200	41,400	2.11	2,124	457	4.65	424	143	2.97
13	Mymensingh RWH	2,489,400	967,567	2.57	1,071,360	956,163	1.12	4,600	1,603	2.87	118,000	62,246	1.90	6,864	1,656	4.14	532	439	1.21
14	Noakhali RWH	1,803,000	372,637	4.84	1,205,280	198,571	6.07	2,250	804	2.80	96,000	47,652	2.01	2,950	442	6.67	371	244	1.52
15	Pabna RWH	2,784,000	517,493	5.38	2,747,520	430,351	6.38	2,600	974	2.67	119,000	56,911	2.09	9,200	481	19.13	780	205	3.80
16	Patuakhali RWH	1,579,200	122,713	12.87	1,072,800	167,554	6.40	1,700	602	2.82	61,500	32,633	1.88	4,550	744	6.12	676	212	3.19
17	Rajshahi RWH	1,506,000	703,717	2.14	2,878,560	399,980	7.20	1,541	567	2.72	100,700	49,537	2.03	5,223	1,135	4.60	209	240	0.87
18	Rangamati RWH	2,248,800	57,774	38.92	476,640	39,676	12.01	250	74	3.38	11,000	3,739	2.94	600	122	4.92	109	54	2.02
19	Rangpur RWH	2,466,000	593,884	4.15	1,870,560	932,199	2.01	4,750	1,879	2.53	98,000	122,502	0.80	9,884	2,608	3.79	375	485	0.77
20	Sylhet RWH	1,128,000	735,515	1.53	861,120	427,143	2.02	3,300	1,247	2.65	89,700	46,640	1.92	4,889	953	5.13	369	385	0.96
21	Tangail RWH	2,124,000	496,699	4.28	960,450	363,266	2.64	1,400	493	2.84	59,000	32,855	1.80	3,216	607	5.30	642	146	4.40
Total		95,671,520	11,900,016		44,110,972	8,785,514		745,156	20,984		14,348,200	1,133,568		668,593	20,696		61,743	6,025	

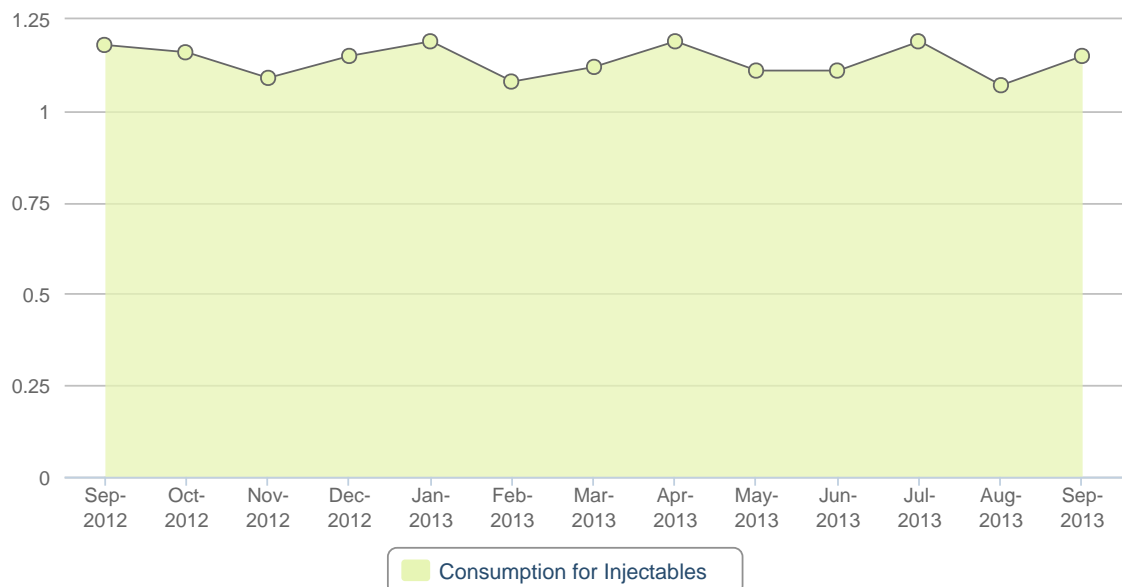
7. Month-wise Consumption of Products for last 12-months



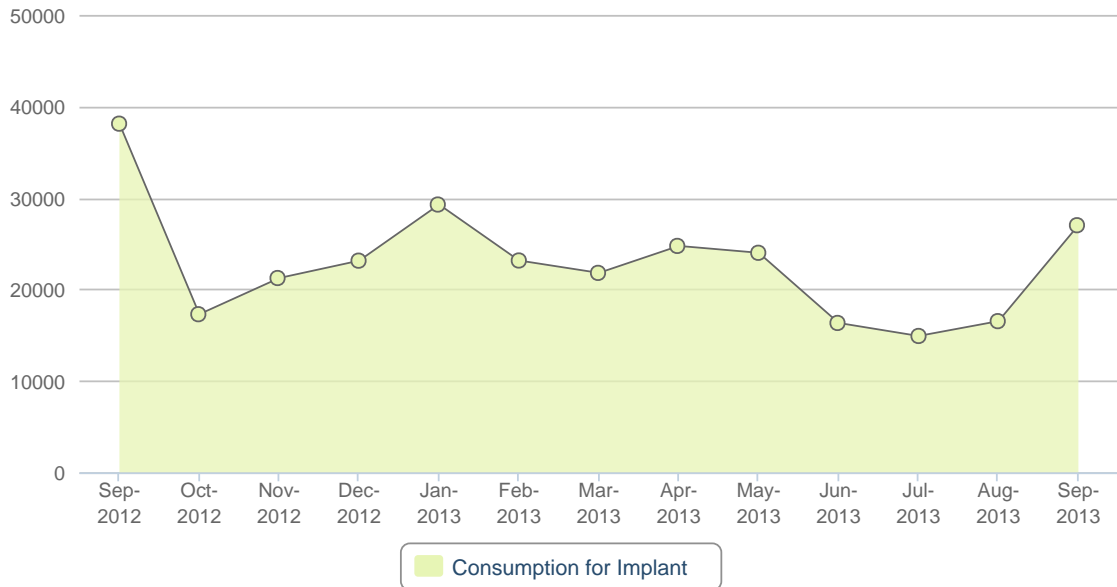
Month Wise Consumption
from September 2012 - September 2013



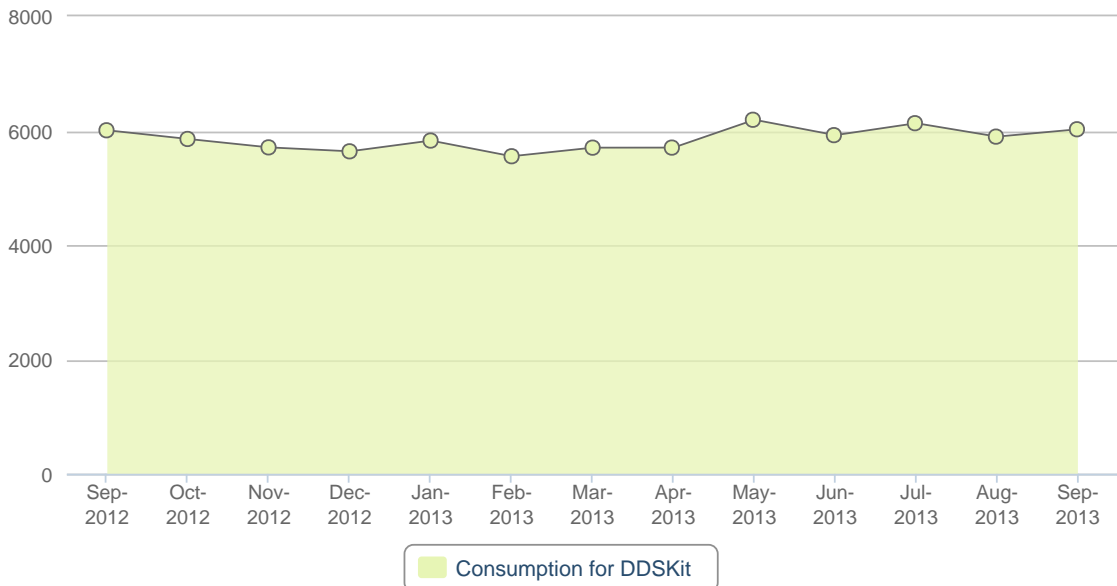
Month Wise Consumption
from September 2012 - September 2013



Month Wise Consumption
from September 2012 - September 2013



Month Wise Consumption
from September 2012 - September 2013



8. Report on Upazila and Warehouse Having Stock Out in last month

SL	Products Name	No of Stockout WH	% of Stockout WH	No of Stockout Upazila Store	% of Stockout Upazila Store	No of Stockout Upazila Field	% of Stockout Upazila Field
1	Condom	0	0%	0	0%	0	0%
2	Shukhi	0	0%	0	0%	0	0%
3	IUD	0	0%	0	0%	0	0%
4	Injectables	0	0%	1	0%	0	0%
5	Implant	0	0%	0	0%	7	1%
6	DDS Kits	0	0%	6	1%	0	0%
7	ECP	21	100%	475	97%	305	63%
8	Disposable Syringe	0	0%	0	0%	0	0%
9	Saree	1	5%	252	52%	25	5%
10	Lunjee	1	5%	254	52%	13	3%
11	Tubectomy MSR Kit	6	29%	427	88%	440	90%
12	IUD MSR Kit	6	29%	428	88%	440	90%
13	Vasectomy MSR Kit	6	29%	433	89%	440	90%