

FAMILY PLANNING MONTHLY LOGISTICS REPORT

November 2013



Management Information System (MIS)
Directorate General of Family Planning (DGFP)
6, Kawran Bazar, Dhaka 1215
Email: dirmisfp@gmail.com, dirlsdgfp@gmail.com
www.dgfplmis.org

1. DGFP Stock Status Report

| | | DGFP STOCK STATUS** REPORT | | | | | | | | | | | | | | | | | | | | | | | | | | | | | | | | | | | | | |
|---------------|------|--|---|---|---|---|---|------|---|---|---|----|------|-----------------------------|---|---|---|---|---|---|---|---|---|----|----|---|---|---|---|---|---|---|---|---|---|----|----|-------------------|--|
| | | November 2013 (Updated 04 December 2013) | | | | | | | | | | | | | | | | | | | | | | | | | | | | | | | | | | | | | |
| | | 2014 | | | | | | | | | | | | 2015 | | | | | | | | | | | | 2016 | | | | | | | | | | | | | |
| Year | 2013 | 12 | 1 | 2 | 3 | 4 | 5 | 6 | 7 | 8 | 9 | 10 | 11 | 12 | 1 | 2 | 3 | 4 | 5 | 6 | 7 | 8 | 9 | 10 | 11 | 12 | 1 | 2 | 3 | 4 | 5 | 6 | 7 | 8 | 9 | 10 | 11 | 12 | |
| Month | | | | | | | | | | | | | | | | | | | | | | | | | | | | | | | | | | | | | | | |
| Min.-Max. | | | | | | | | Min. | | | | | Max. | | | | | | | | | | | | | | | | | | | | | | | | | | |
| Product | | | | | | | | | | | | | | | | | | | | | | | | | | | | | | | | | | | | | | | |
| Condom | | CS (155.6m) - 12 mon. | | | | | | | | | | | | 2012-13 (GoB/Revenue 150m) | | | | | | | | | | | | | | | | | | | | | | | | | |
| *AMC = 11.64m | | GoB (Revenue) 150m: Contract signed and awaiting receipt of goods. | | | | | | | | | | | | | | | | | | | | | | | | 2013-14 (Pool fund) -50m | | | | | | | | | | | | | |
| Pill | | CS (98.3m) - 11 mon. | | | | | | | | | | | | 2012-13 (Pool fund 143.4m) | | | | | | | | | | | | | | | | | | | | | | | | | |
| *AMC = 8.94m | | Pool fund 150m: 6.6m received as of 30 Nov 2013, awaiting receipts of 143.4m | | | | | | | | | | | | | | | | | | | | | | | | | | | | | | | | | | | | | |
| | | 2013-14 (Pool fund) -50m -Bid published for 42.0 m on 27 November 2013 and awaiting the WB/NOC for rest of the 8.0 m | | | | | | | | | | | | | | | | | | | | | | | | | | | | | | | | | | | | | |
| | | | | | | | | | | | | | | | | | | | | | | | | | | 2013-14 (Pool fund) -0.4m | | | | | | | | | | | | | |
| IUD | | CS (0.820m) - 32 mon. | | | | | | | | | | | | | | | | | | | | | | | | | | | | | | | | | | | | | |
| *AMC = 23,379 | | 2013-14 (Pool fund) - 0.4m- Pre-bid meeting held on 25 November 2013. Bid opening on 23 December 2013 | | | | | | | | | | | | 2012-13 (Pool fund 3.96m) | | | | | | | | | | | | | | | | | | | | | | | | | |
| Injectables | | CS (16.5m) - 14 mon. | | | | | | | | | | | | 2013-14 (Pool fund) -12m | | | | | | | | | | | | | | | | | | | | | | | | | |
| *AMC = 1.14m | | GoB development 2.0m: Commodity received in full. | | | | | | | | | | | | | | | | | | | | | | | | | | | | | | | | | | | | | |
| | | GoB revenue 2.3m: Commodity received in full. | | | | | | | | | | | | | | | | | | | | | | | | | | | | | | | | | | | | | |
| | | Pool fund 9.9m: 5.94 m received as of 30 November 2013; 3.96m to be received | | | | | | | | | | | | | | | | | | | | | | | | | | | | | | | | | | | | | |
| | | 2013-14 (Pool fund) -12m- Pre-bid meeting held on 25 November 2013 and bid opening on 23 December 2013 | | | | | | | | | | | | | | | | | | | | | | | | | | | | | | | | | | | | | |
| | | | | | | | | | | | | | | | | | | | | | | | | | | 2012-13 GoB-development (0.107m implant single rod) | | | | | | | | | | | | | |
| Implant | | CS (0.960m) - 30 mon. | | | | | | | | | | | | | | | | | | | | | | | | | | | | | | | | | | | | | |
| *AMC = 21,918 | | Pool fund (0.245m single rod)- Commodity received in full | | | | | | | | | | | | | | | | | | | | | | | | Legend: | | | | | | | | | | | | | |
| | | GoB-development (0.107m single rod)- Letter of Credit(L/C) opened and awaiting receipt of goods. | | | | | | | | | | | | | | | | | | | | | | | | Current Stock of contraceptives | | | | | | | | | | | | | |
| | | | | | | | | | | | | | | 2013-14 Gov (Dev.)-0.010m | | | | | | | | | | | | | | | | | | | | | | | | To be received | |
| | | | | | | | | | | | | | | | | | | | | | | | | | | | | | | | | | | | | | | 2013-14 - planned | |
| DDS Kit | | CS (0.065m) - 10 mon. | | | | | | | | | | | | 2013-14 (Pool fund) -0.065m | | | | | | | | | | | | CS = Current Stock | | | | | | | | | | | | | |
| *AMC = 5,786 | | GoB-development (0.015m)- Commodity received in full | | | | | | | | | | | | | | | | | | | | | | | | AMC = Average Monthly Consumption | | | | | | | | | | | | | |
| | | Pool fund (0.060m)- Commodity received in full | | | | | | | | | | | | | | | | | | | | | | | | BER = Bid Evaluation Report | | | | | | | | | | | | | |
| | | 2013-14 Gov (Dev.)-0.010m-Contract signed on 05 November 2013; awaiting receipt of goods | | | | | | | | | | | | | | | | | | | | | | | | TEC = Technical Evaluation Committee | | | | | | | | | | | | | |
| | | 2013-14 (Pool fund) -0.065m- pre-bid meeting held on 25 November 2013; bid opening on 30 December 2013 | | | | | | | | | | | | | | | | | | | | | | | | NOC = No Objection Certificate | | | | | | | | | | | | | |
| | | | | | | | | | | | | | | | | | | | | | | | | | | NOA = Notification of Award | | | | | | | | | | | | | |
| | | Data Sources: DGFP/DDS unit, DGFP LIMS web site - http://www.dgfpnms.org | | | | | | | | | | | | | | | | | | | | | | | | | | | | | | | | | | | | | |
| | | Central Warehouse WIMS data, Approved DGFP procurement plan | | | | | | | | | | | | | | | | | | | | | | | | | | | | | | | | | | | | | |
| | | *AMC is calculated based on last 12 months consumption | | | | | | | | | | | | | | | | | | | | | | | | | | | | | | | | | | | | | |
| | | **This report is generated using the "Pipeline Software" which considers "Projected Consumption" | | | | | | | | | | | | | | | | | | | | | | | | | | | | | | | | | | | | | |
| | | USAID FROM THE AMERICAN PEOPLE | | | | | | | | | | | | | | | | | | | | | | | | | | | | | | | | | | | | | |
| | | SIAPS | | | | | | | | | | | | | | | | | | | | | | | | | | | | | | | | | | | | | |

DGFP STOCK STATUS REPORT

Updated 04 December 2013

CONDOM - Current national stock 155.6 m and this stock can be used up to November 2014. FY 2012-13 GoB (Revenue) 150m: Contract signed and awaiting receipt of goods.

PILL - Current national stock of pill is 98.3 m cycles which will go up to October 2014. FY 2012-13 Pool fund 150m: 6.6m received as of 30 Nov 2013, awaiting receipts of 143.4m. FY 2013-14 (Pool fund) -50m - Bid published for 42.0 m on 27 November 2013 and awaiting the WB/NOC for rest of the 8.0 m.

IUD - Current national stock is 0.820 m pcs and this stock can be used up to July 2016. FY 2013-14 (Pool fund) -0.4m- Pre-bid meeting held on 25 November 2013. Bid opening on 23 December 2013.

INJECTABLES - Current stock of 16.5m can be used up to February 2015. 2012-13 GoB development 2.0m: Commodity received in full. GoB revenue 2.3m: Commodity received in full. 2012-13 Pool fund 9.9m: 5.94 m received as of 30 November 2013; 3.96 m to be received. 2013-14 (Pool fund) -12m- Pre-bid meeting held on 25 November 2013 and bid opening on 23 December 2013.

IMPLANT - Current stock is 0.960 m and this can be used up to May 2016. 2012-13 Pool fund (0.245m single rod) - Commodity received in full. 2012-13 GoB- Development (0.107m single rod) - Letter of Credit (L/C) opened and awaiting receipt of goods.

DDS KITS - Current national stock is 0.065 m which can be used up to September 2014. 2012-13 Pool fund (0.060m) - Commodity received in full. 2012-13 GoB-developments (0.015m) - Commodity received in full. 2013-14 (Pool fund) -0.065m- pre-bid meeting held on 25 November 2013; bid opening on 30 December 2013. 2013-14 Gov (Dev.)-0.015m- Contract signed on 05 November 2013; awaiting receipt of goods.

You can also download the previous reports from <http://dgfplmis.org/>

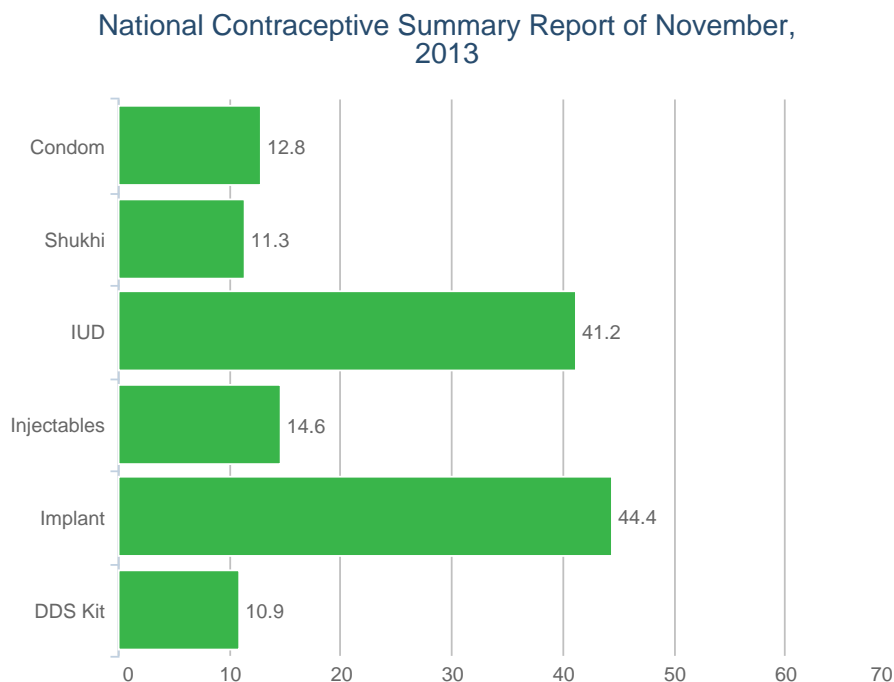
2. National Receipts Quantity by Product by Month

Contraceptive Received Report

Month: November, 2013

| Item | Supplier | Receiver | Date Receipts | Qty | Remarks |
|------|----------|----------|------------------|-----|---------|
|------|----------|----------|------------------|-----|---------|

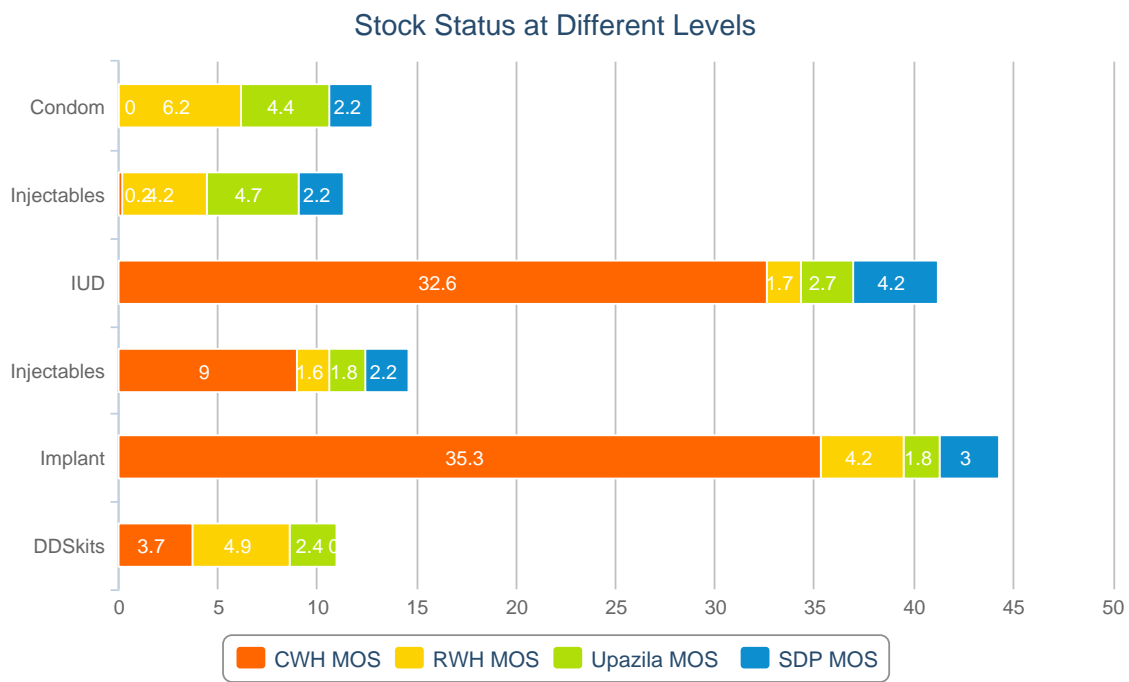
3. Contraceptive Summary Report by month



■ MOS less than 4.0
 ■ MOS 4.0 - 7.9
 ■ MOS 8.0 and above
 MOS = Month of Stock

| SL | Name of Products | Reported Consumption | Adjusted Consumption | Reported Closing Balance | Adjusted Closing Balance | Average Monthly Consumption | MOS |
|----|------------------|----------------------|----------------------|--------------------------|--------------------------|-----------------------------|------|
| 1 | Condom | 12,372,418 | 12,372,418 | 155,087,322 | 155,087,322 | 12,119,492 | 12.8 |
| 2 | Shukhi | 8,883,813 | 8,883,813 | 100,206,595 | 100,206,595 | 8,849,457 | 11.3 |
| 3 | IUD | 19,548 | 19,548 | 834,649 | 834,649 | 20,277 | 41.2 |
| 4 | Injectables | 1,107,114 | 1,107,114 | 16,626,354 | 16,626,354 | 1,137,669 | 14.6 |
| 5 | Implant | 26,206 | 26,206 | 963,320 | 963,320 | 21,707 | 44.4 |
| 6 | DDS Kits | 6,039 | 6,039 | 65,998 | 65,998 | 6,031 | 10.9 |

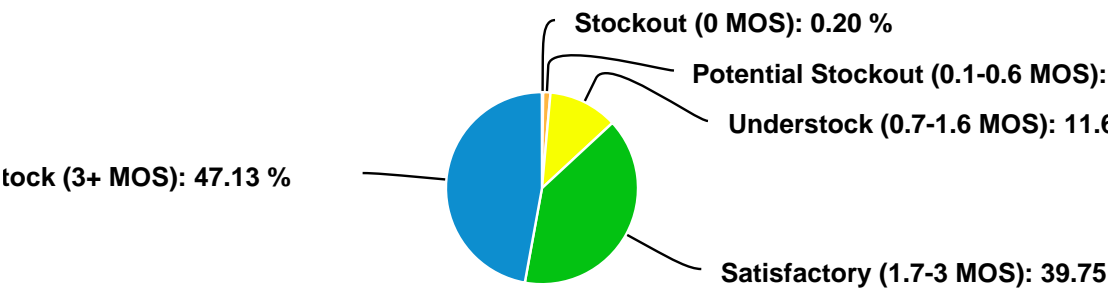
4. Report of Stock Status at Different Levels



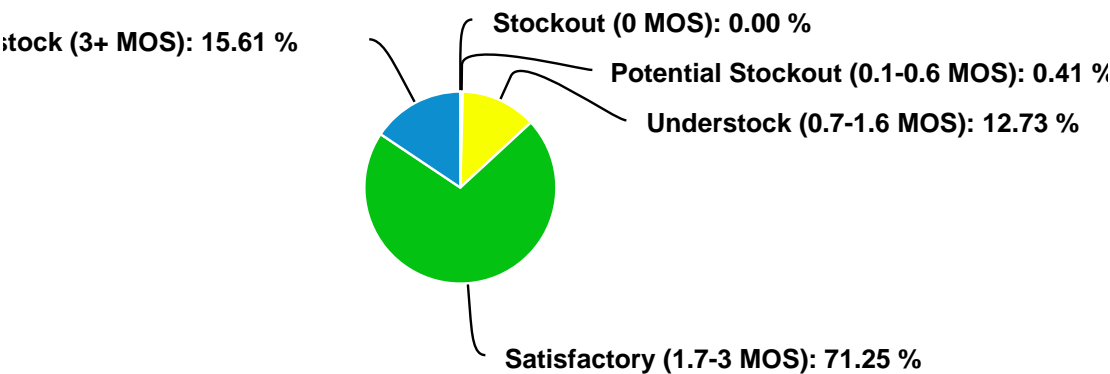
| Products | 100% Adjusted Consumption of Cur. Month | Avg. Consumption of Last 6 Months | CWH Level | MOS | RWH Level | MOS | Upazila Level | MOS | Field Level | MOS | National Level | MOS |
|-------------|---|-----------------------------------|------------|------|------------|-----|---------------|-----|-------------|-----|----------------|------|
| Condom | 12,372,418 | 12,119,492 | 543,600 | 0 | 74,886,920 | 6.2 | 53,547,738 | 4.4 | 26,109,064 | 2.2 | 155,087,322 | 12.8 |
| Shukhi | 8,883,813 | 8,849,457 | 1,787,040 | 0.2 | 37,428,052 | 4.2 | 41,182,384 | 4.7 | 19,809,119 | 2.2 | 100,206,595 | 11.3 |
| IUD | 19,548 | 20,277 | 660,650 | 32.6 | 33,539 | 1.7 | 55,387 | 2.7 | 85,073 | 4.2 | 834,649 | 41.2 |
| Injectables | 1,107,114 | 1,137,669 | 10,240,800 | 9 | 1,863,600 | 1.6 | 2,066,956 | 1.8 | 2,454,998 | 2.2 | 16,626,354 | 14.6 |
| Implant | 26,206 | 21,707 | 767,333 | 35.3 | 92,219 | 4.2 | 38,702 | 1.8 | 65,066 | 3 | 963,320 | 44.4 |
| DDS Kits | 6,039 | 6,031 | 22,199 | 3.7 | 29,533 | 4.9 | 14,266 | 2.4 | | | 65,998 | 10.9 |

5. Stock Status by Product at Upazila Store and Field

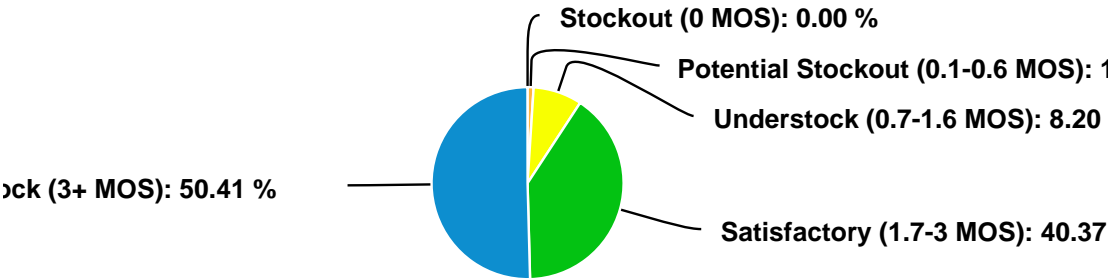
Stock Status for Condom at Store



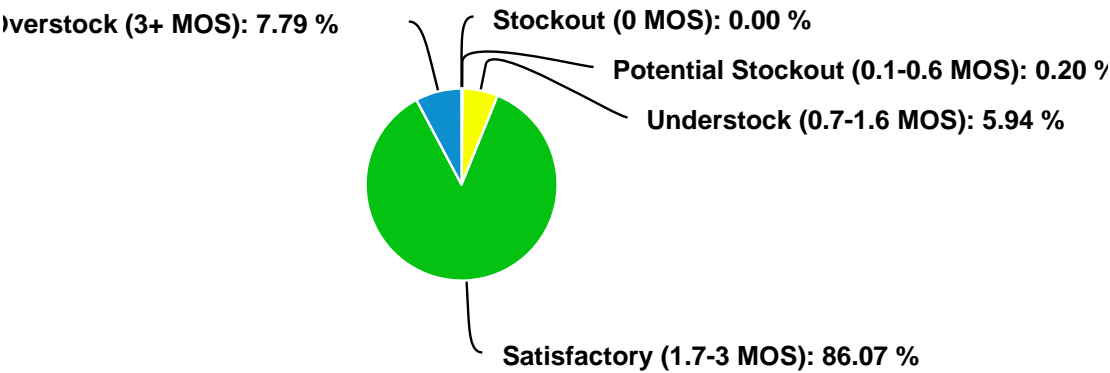
Stock Status for Condom at Field



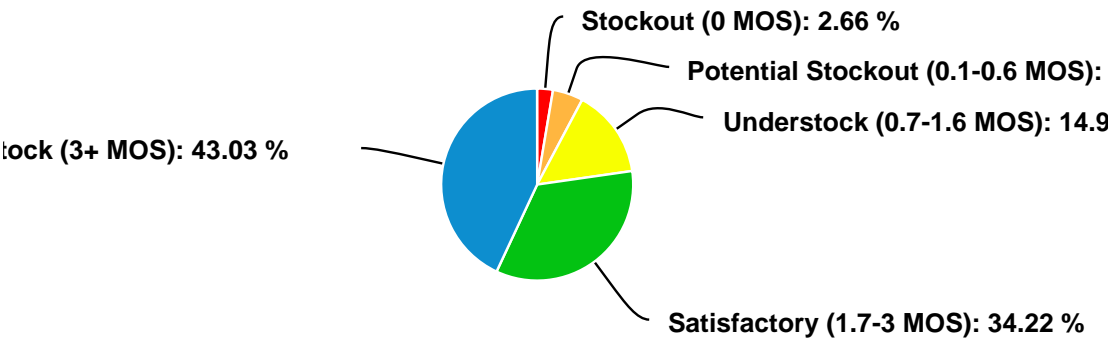
Stock Status for Shukhi at Store



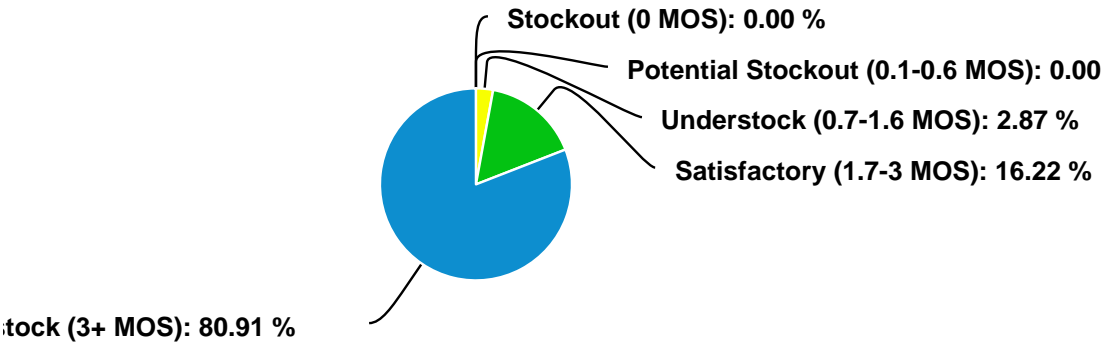
Stock Status for Shukhi at Field



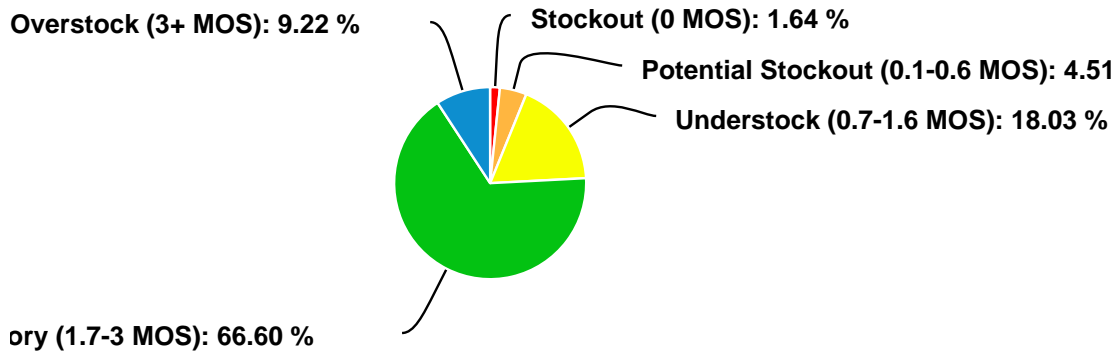
Stock Status for IUD at Store



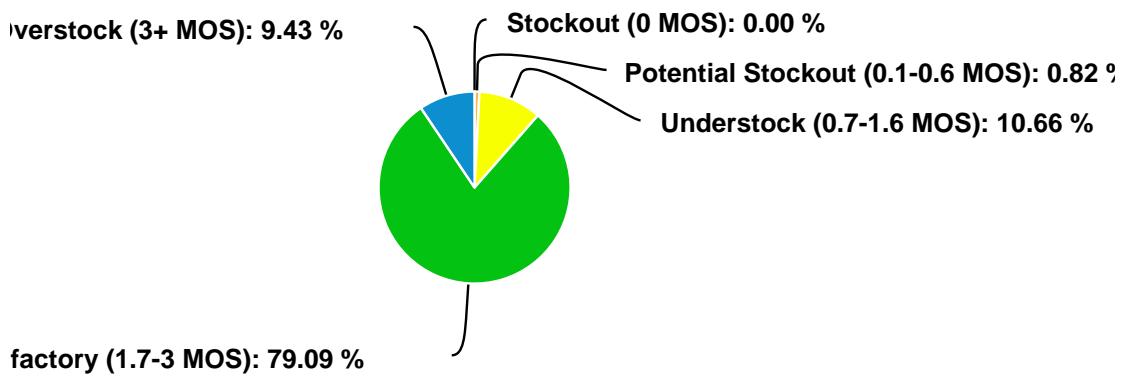
Stock Status for IUD at Field



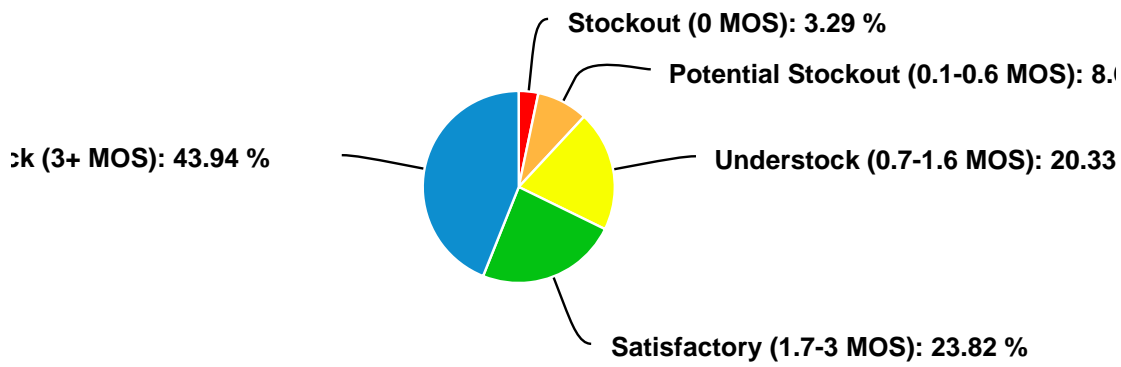
Stock Status for Injectables at Store



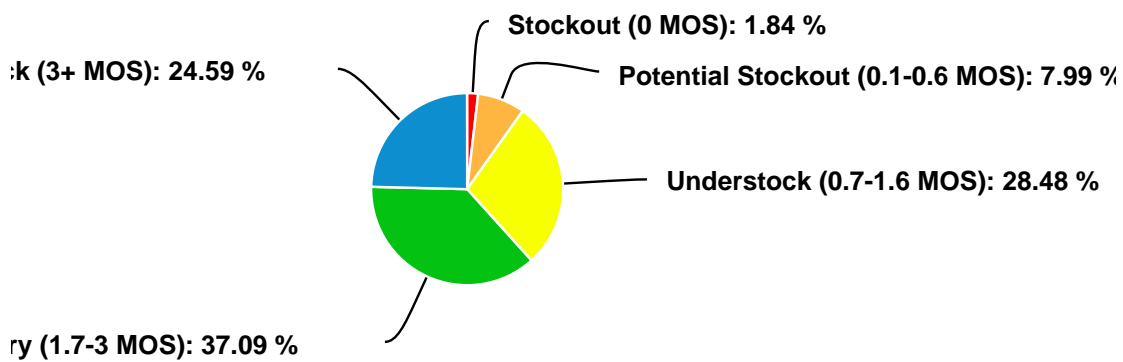
Stock Status for Injectables at Field



Stock Status for Implant at Field



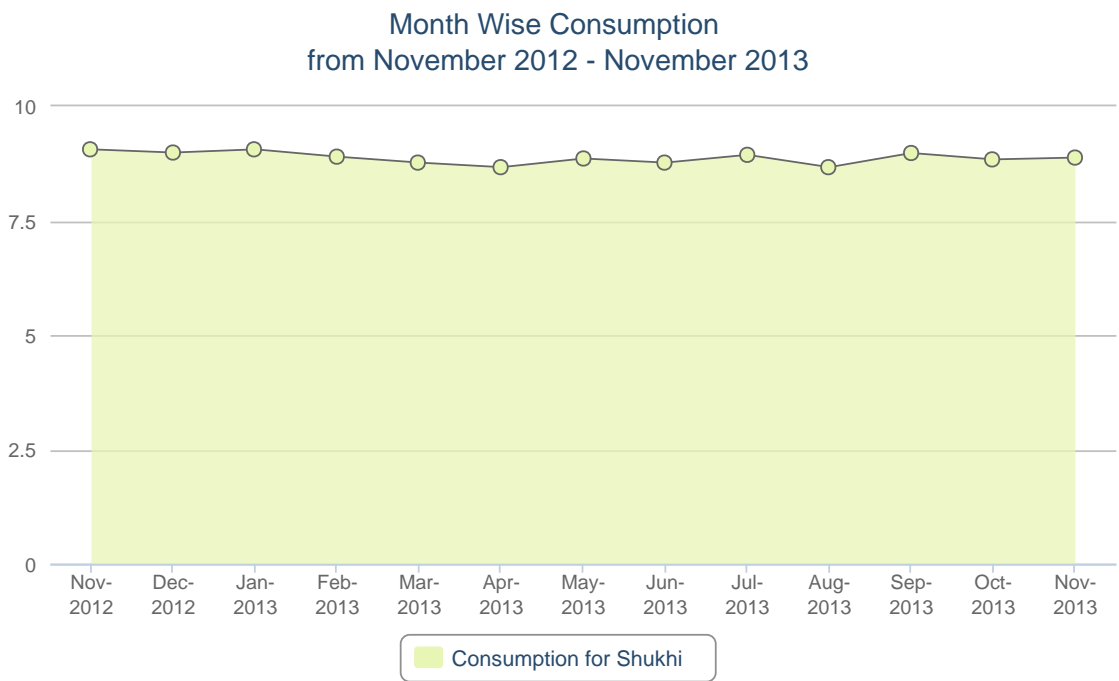
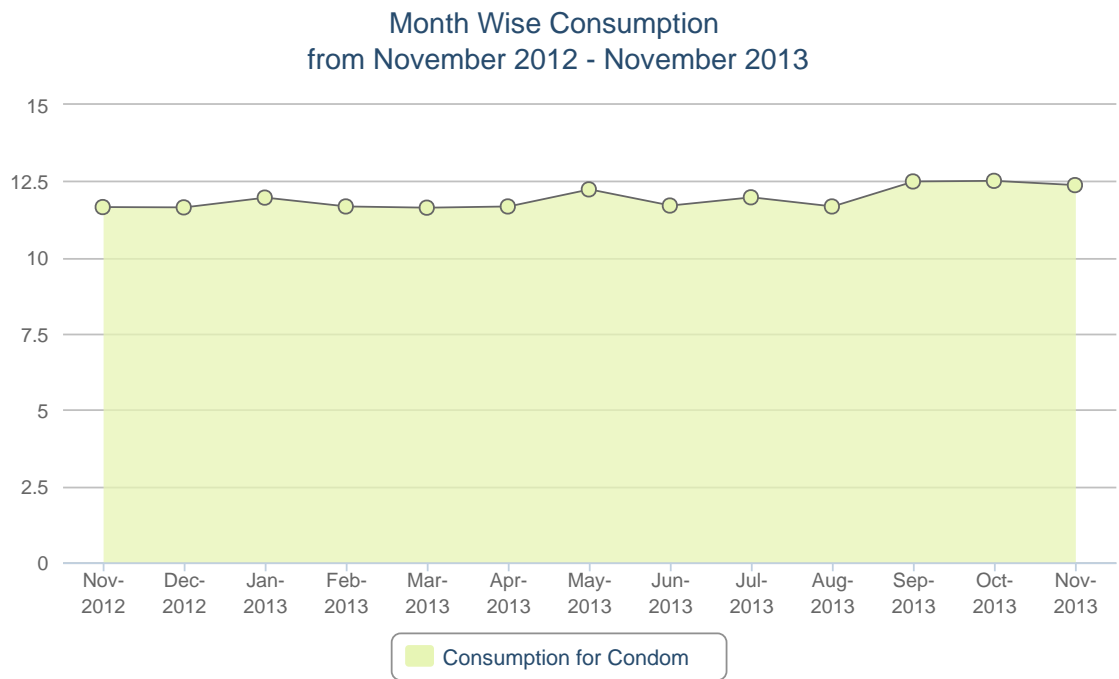
Stock Status for DDSKit at Store



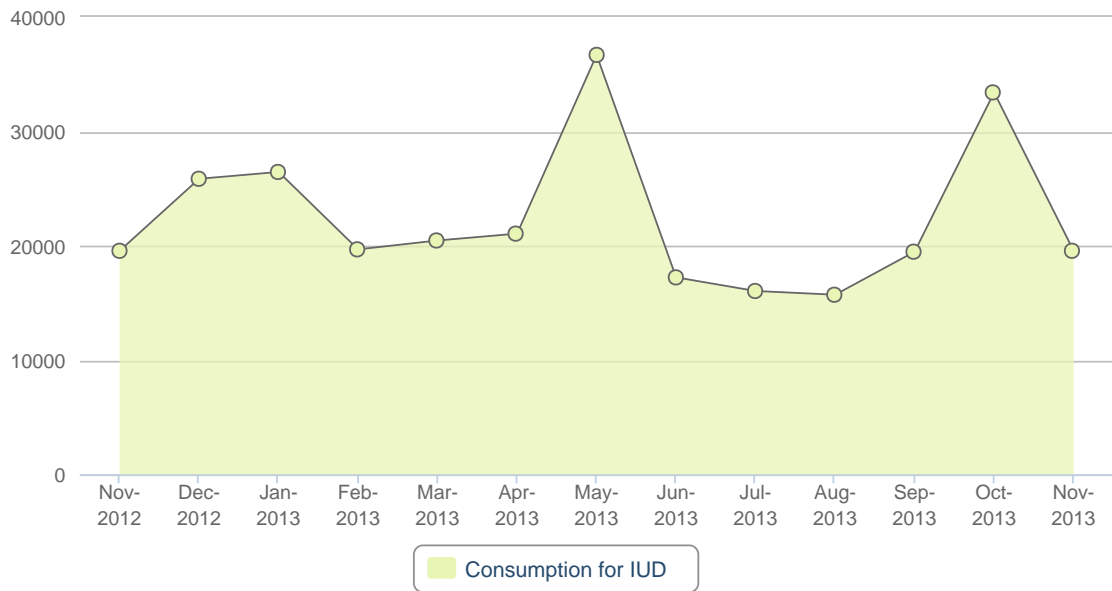
6. Stock Status by Product at Regional Warehouses

| SL | WH Name | Condom CBL | Condom AMD | Condom MOS | Shukhi CBL | Shukhi AMD | Shukhi MOS | IUD CBL | IUD AMD | IUD MOS | Injectables CBL | Injectables AMD | Injectables MOS | Implant CBL | Implant AMD | Implant MOS | DDSKits CBL | DDSKits AMD | DDSKits MOS |
|-------|----------------|------------|------------|------------|------------|------------|------------|---------|---------|---------|-----------------|-----------------|-----------------|-------------|-------------|-------------|-------------|-------------|-------------|
| 1 | Bandarban RWH | 100,200 | 31,907 | 3.14 | 132,660 | 21,278 | 6.23 | 300 | 87 | 3.45 | 9,000 | 3,897 | 2.31 | 74 | 80 | 0.93 | 10 | 34 | 0.29 |
| 2 | Bhola RWH | 606,000 | 161,995 | 3.74 | 125,280 | 106,027 | 1.18 | 600 | 366 | 1.64 | 93,000 | 47,895 | 1.94 | 6,508 | 331 | 19.66 | 400 | 131 | 3.05 |
| 3 | Bogra RWH | 10,179,000 | 598,459 | 17.01 | 5,682,240 | 492,812 | 11.53 | 1,190 | 728 | 1.63 | 88,500 | 42,517 | 2.08 | 5,560 | 1,740 | 3.20 | 7,372 | 336 | 21.94 |
| 4 | Chittagong RWH | 22,878,120 | 680,891 | 33.60 | 10,668,382 | 426,111 | 25.04 | 2,800 | 1,435 | 1.95 | 132,100 | 71,596 | 1.85 | 8,222 | 1,161 | 7.08 | 7,477 | 385 | 19.42 |
| 5 | Comilla RWH | 1,689,000 | 1,095,661 | 1.54 | 362,880 | 476,390 | 0.76 | 3,200 | 1,554 | 2.06 | 174,000 | 91,047 | 1.91 | 3,711 | 1,129 | 3.29 | 265 | 513 | 0.52 |
| 6 | Dhaka CWH | 543,600 | 1,847,294 | 0.29 | 1,787,040 | 943,314 | 1.89 | 660,650 | 3,141 | 210.33 | 10,240,800 | 123,000 | 83.26 | 767,333 | 2,014 | 381.00 | 22,199 | 470 | 47.23 |
| 7 | Dinajpur RWH | 564,000 | 216,717 | 2.60 | 1,380,960 | 399,542 | 3.46 | 1,650 | 590 | 2.80 | 96,000 | 45,997 | 2.09 | 3,812 | 1,118 | 3.41 | 452 | 266 | 1.70 |
| 8 | Faridpur RWH | 1,014,000 | 730,347 | 1.39 | 1,051,200 | 537,299 | 1.96 | 1,550 | 1,526 | 1.02 | 102,000 | 59,012 | 1.73 | 3,448 | 1,651 | 2.09 | 702 | 526 | 1.33 |
| 9 | Jamalpur RWH | 1,314,000 | 434,825 | 3.02 | 552,960 | 328,766 | 1.68 | 600 | 489 | 1.23 | 80,400 | 41,296 | 1.95 | 6,120 | 779 | 7.86 | 969 | 195 | 4.97 |
| 10 | Jessore RWH | 1,620,000 | 547,845 | 2.96 | 950,400 | 429,815 | 2.21 | 2,350 | 932 | 2.52 | 133,600 | 59,665 | 2.24 | 3,854 | 1,059 | 3.64 | 739 | 337 | 2.19 |
| 11 | Khulna RWH | 21,721,400 | 771,980 | 28.14 | 3,428,640 | 537,431 | 6.38 | 1,350 | 1,134 | 1.19 | 105,000 | 54,183 | 1.94 | 2,720 | 1,271 | 2.14 | 6,351 | 350 | 18.15 |
| 12 | Kushtia RWH | 12,000 | 353,072 | 0.03 | 1,285,920 | 225,718 | 5.70 | 400 | 365 | 1.10 | 70,500 | 41,682 | 1.69 | 2,780 | 503 | 5.53 | 611 | 146 | 4.18 |
| 13 | Mymensingh RWH | 1,307,400 | 986,067 | 1.33 | 804,960 | 960,235 | 0.84 | 3,300 | 1,590 | 2.08 | 124,000 | 62,374 | 1.99 | 6,468 | 1,739 | 3.72 | 840 | 433 | 1.94 |
| 14 | Noakhali RWH | 1,134,000 | 381,039 | 2.98 | 839,520 | 200,313 | 4.19 | 4,300 | 742 | 5.80 | 94,100 | 48,284 | 1.95 | 2,600 | 429 | 6.06 | 334 | 235 | 1.42 |
| 15 | Pabna RWH | 1,842,000 | 515,750 | 3.57 | 2,491,200 | 427,899 | 5.82 | 1,800 | 908 | 1.98 | 103,000 | 56,734 | 1.82 | 7,900 | 453 | 17.44 | 392 | 233 | 1.68 |
| 16 | Patuakhali RWH | 1,363,200 | 126,593 | 10.77 | 807,840 | 168,086 | 4.81 | 1,250 | 606 | 2.06 | 64,900 | 32,421 | 2.00 | 4,450 | 866 | 5.14 | 487 | 190 | 2.56 |
| 17 | Rajshahi RWH | 1,554,000 | 718,806 | 2.16 | 2,433,600 | 396,515 | 6.14 | 1,149 | 545 | 2.11 | 99,700 | 49,542 | 2.01 | 3,695 | 1,092 | 3.38 | 299 | 234 | 1.28 |
| 18 | Rangamati RWH | 2,214,600 | 58,665 | 37.75 | 455,040 | 40,355 | 11.28 | 400 | 66 | 6.06 | 9,000 | 3,776 | 2.38 | 250 | 122 | 2.05 | 51 | 55 | 0.93 |
| 19 | Rangpur RWH | 1,254,000 | 607,666 | 2.06 | 2,702,880 | 935,525 | 2.89 | 1,150 | 1,814 | 0.63 | 121,000 | 123,177 | 0.98 | 14,538 | 2,471 | 5.88 | 400 | 472 | 0.85 |
| 20 | Sylhet RWH | 1,356,000 | 749,588 | 1.81 | 973,440 | 429,950 | 2.26 | 3,300 | 1,171 | 2.82 | 105,800 | 46,903 | 2.26 | 3,189 | 925 | 3.45 | 573 | 344 | 1.67 |
| 21 | Tangail RWH | 1,164,000 | 504,325 | 2.31 | 298,050 | 366,076 | 0.81 | 900 | 488 | 1.84 | 58,000 | 32,671 | 1.78 | 2,320 | 774 | 3.00 | 809 | 154 | 5.25 |
| Total | | 75,430,520 | 12,119,492 | | 39,215,092 | 8,849,457 | | 694,189 | 20,277 | | 12,104,400 | 1,137,669 | | 859,552 | 21,707 | | 51,732 | 6,039 | |

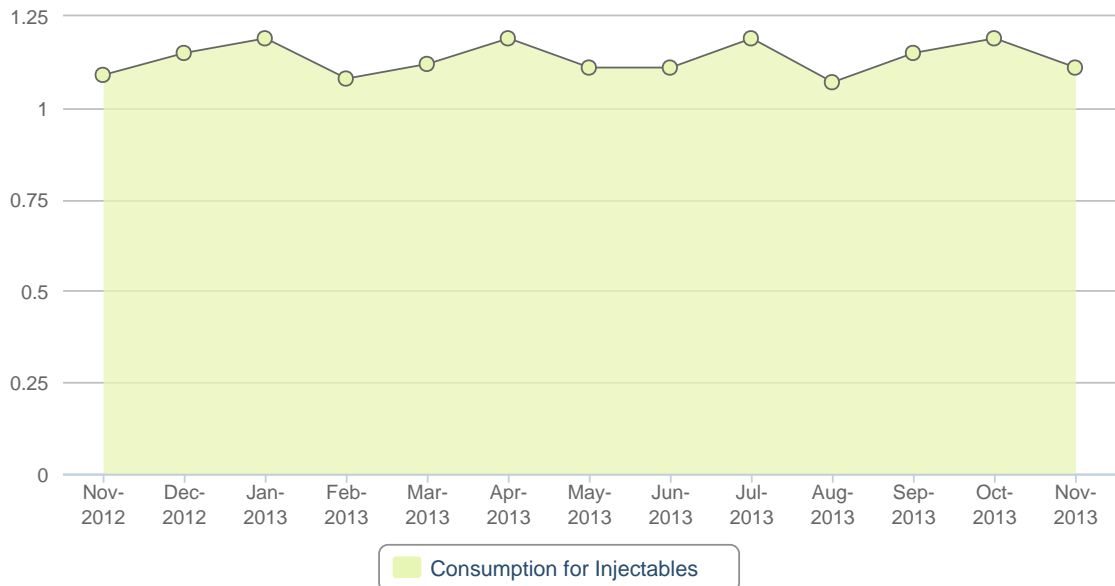
7. Month-wise Consumption of Products for last 12-months



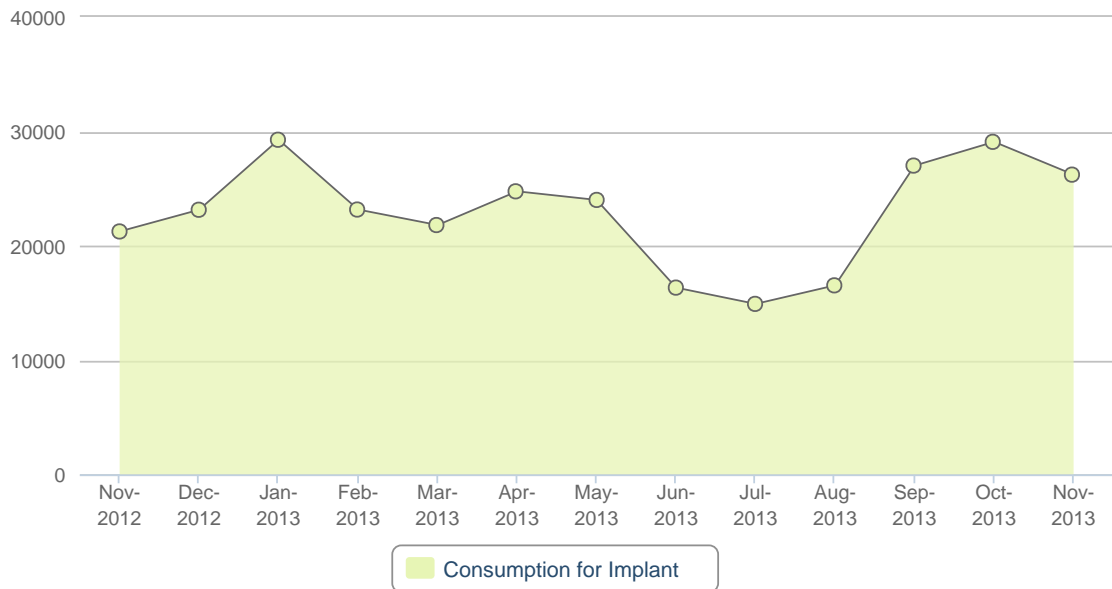
Month Wise Consumption
from November 2012 - November 2013



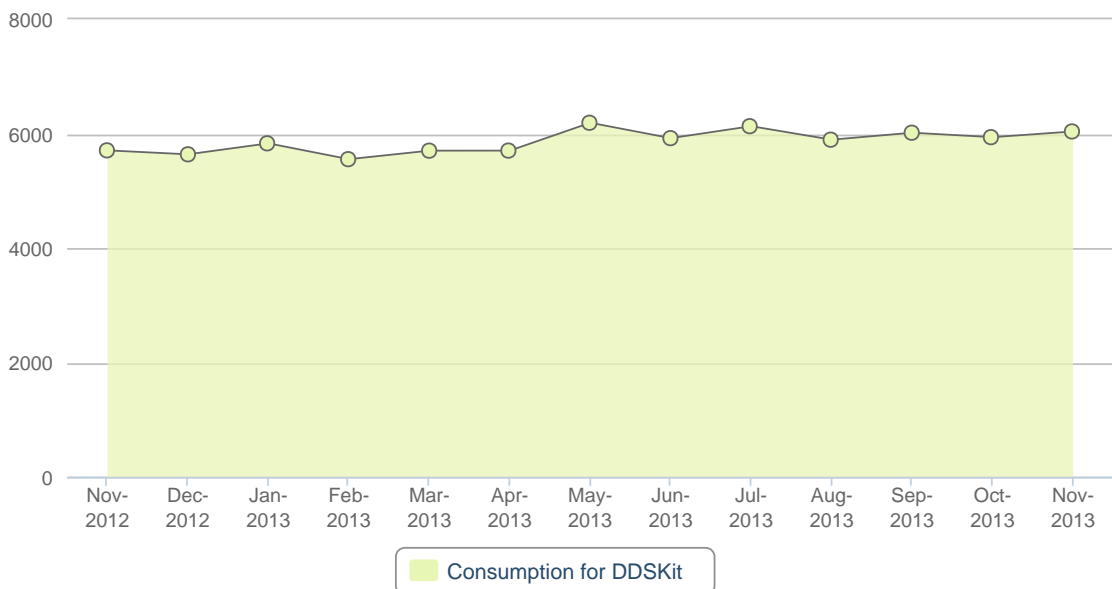
Month Wise Consumption
from November 2012 - November 2013



Month Wise Consumption
from November 2012 - November 2013



Month Wise Consumption
from November 2012 - November 2013



8. Report on Upazila and Warehouse Having Stock Out in last month

| SL | Products Name | No of Stockout WH | % of Stockout WH | No of Stockout Upazila Store | % of Stockout Upazila Store | No of Stockout Upazila Field | % of Stockout Upazila Field |
|----|--------------------|-------------------|------------------|------------------------------|-----------------------------|------------------------------|-----------------------------|
| 1 | Condom | 0 | 0% | 0 | 0% | 0 | 0% |
| 2 | Shukhi | 0 | 0% | 0 | 0% | 0 | 0% |
| 3 | IUD | 0 | 0% | 11 | 2% | 0 | 0% |
| 4 | Injectables | 0 | 0% | 2 | 0% | 0 | 0% |
| 5 | Implant | 0 | 0% | 0 | 0% | 7 | 1% |
| 6 | DDS Kits | 0 | 0% | 8 | 2% | 0 | 0% |
| 7 | ECP | 20 | 95% | 475 | 97% | 323 | 66% |
| 8 | Disposable Syringe | 0 | 0% | 0 | 0% | 0 | 0% |
| 9 | Saree | 6 | 29% | 271 | 56% | 38 | 8% |
| 10 | Lunjee | 8 | 38% | 289 | 59% | 20 | 4% |
| 11 | Tubectomy MSR Kit | 1 | 5% | 390 | 80% | 405 | 83% |
| 12 | IUD MSR Kit | 1 | 5% | 391 | 80% | 405 | 83% |
| 13 | Vasectomy MSR Kit | 1 | 5% | 399 | 82% | 405 | 83% |