

FAMILY PLANNING MONTHLY LOGISTICS REPORT

May 2014



Management Information System (MIS)
Directorate General of Family Planning (DGFP)

6, Kawran Bazar, Dhaka 1215

Email: dirmisfp@gmail.com, dirlsdgfp@gmail.com
www.dgfpmis.org, www.dgfplmis.org

Government of the People's Republic of Bangladesh
Directorate General of Family Planning
Management Information System (MIS)
6, Kawran Bazar, Dhaka- 1215
www.dgfpbd.org

Memo No. - DGFP/MIS/97/323(part-5)/2008/50/

Date: June, 2014.

Sub: **Family Planning Monthly Logistics Report for the Month of April 2014.**

Family Planning Monthly Logistics Report for the Month of April 2014 is sent herewith for your kind information & necessary action. This report is prepared on the basis of Form-7 submitted by Warehouses and Form-7B submitted by Upazila Family Planning Offices by using Warehouse Inventory Management System (WIMS) & Upazila Inventory Management System (UIMS) operational tools. It provides useful information on monthly distribution and stock balance of all the major contraceptives & DDS Kits of Warehouse/Upazila Stores. A summary of important events happened during reporting month included in this report. For more information you are requested to visit at www.dgfplmis.org web site.

Comments and suggestions for improvement of this report will be highly appreciated.

(Md. Zahir Uddin Babar)
Director (MIS)
and
Line Director MIS-FP
Phone: 9146262
Mail: dirmisfp@gmail.com

Memo No. - DGFP/MIS/97/323(part-5)/2008/50/446/1(130)

Date: 15 May, 2014.

Copy of the report forwarded to:

1. Secretary, Ministry of Health & Family Welfare, Bangladesh Secretariat, Dhaka.
2. Additional Secretary, Ministry of Health & Family Welfare, Bangladesh Secretariat, Dhaka.
3. Joint Secretary (WHO)/ (Coordination), Ministry of Health & Family Welfare, Bangladesh Secretariat, Dhaka.
4. Joint Chief (Planning), Ministry of Health & Family Welfare, Bangladesh Secretariat (Clinic Building), Dhaka.
5. Joint Chief (Population & Planning wing), Planning commission, Sher-e-Bangla Nagar, Dhaka.
6. Joint Chief (Planning), Program Management and Monitoring Unit (PMMU), Azimpur, Dhaka-1205.
7. P.S. to the Honorable Minister, Ministry of Health and Family Welfare, Bangladesh Secretariat, Dhaka, for kind information of the Honorable Minister.
8. P.S. to the Honorable State Minister, Ministry of Health and Family Welfare, Bangladesh Secretariat, Dhaka, for kind information of the Honorable State Minister.
9. Director Administration, Directorate General of Family Planning, 6 Kawran Bazar, Dhaka 1215.








10. Director Logistics & Supply and Line Director (Procurement, Storage & Supply Management), Directorate General of Family Planning, 6 Kawran Bazar, Dhaka 1215.
11. Director Finance & Line Director (Family Planning Field Service Delivery Program), Directorate General of Family Planning, 6 Kawran Bazar, Dhaka 1215.
12. Director (IEM) & Line Director (Information, Education and Communication), Directorate General of Family Planning, 6 Kawran Bazar, Dhaka 1215.
13. Director Planning & Line Director (Program Monitoring and Evaluation), Directorate General of Family Planning, 6 Kawran Bazar, Dhaka 1215.
14. Line Director (Maternal, Child, Reproductive and Adolescent Health), Directorate General of Family Planning, 6 Kawran Bazar, Dhaka 1215.
15. Line Director (Clinical Contraception Services Delivery), Directorate General of Family Planning, 6 Kawran Bazar, Dhaka 1215.
16. Divisional Director, Family Planning, Dhaka / Chittagong / Rajshahi / Khulna / Sylhet / Barisal/ Rangpur Division.
17. Deputy Chief (FW)/ (Health), Ministry of Health & Family Welfare, Bangladesh Secretariat, Dhaka.
18. Additional Director (Drugs and Stores), Directorate General of Family Planning, Central Warehouse, Mohakhali, Dhaka.
19. Deputy Director, Family Planning, ----- District (You are requested to take appropriate measures to ensure timely submission of Form 7B report from upazilas and send these to MIS Unit within 9th working day of the next month).
20. Supply Officer, Family Planning, ----- CWH/RWHs.
21. Country Director, SIAPS/MSH, House No.-3, Road No.-23B, Gulshan-1, Dhaka-1212.
22. Country Director, The World Bank, E-32, Agargaon, Sher-e-Banala Nagar, Dhaka-1207.
23. Team Leader, Population & Health Team, USAID, Madani Avenue, Baridhara, Dhaka.
24. Country Representative, UNFPA, IDB Bhaban, Agargaon, Sher-E-Bangla Nagar, Dhaka.
25. Managing Director, SMC, SMC Tower, 33 Banani C/A, Dhaka-1213.
26. Documentation Center, IEM Unit, Directorate General of Family Planning, 6 Kawran Bazar, Dhaka.
27. PA to Director General, Directorate General of Family Planning, 6, Kawran Bazar, Dhaka 1215.
28. Office copy, MIS, DGFP, 6 Kawran Bazar, Dhaka -1215.

(Shalina Akther)
Deputy Director (MIS)

Table Of Contents

	Page
1. DGFP Stock Status Report	1-2
2. National Receipts Quantity by Product by Month	3
3. National Level Contraceptive Summary Report	4
4. Stock Status Report at Different Levels	5
5. Contraceptive Stock Status by Product at Upazila Store and Field	6-10
6. Contraceptive Stock Status by Product at Regional Warehouses	11
7. Month-wise Consumption Trend	12-14
8. Report on Upazila and Warehouse Having Stock Out in last month	15

1. DGFP Stock Status Report

		DGFP STOCK STATUS REPORT May 2014 (Updated 08 June 2014)																								 পরিবার পরিকল্পনা অধিদপ্তর										
Year	2014												2015												2016											
Month	6	7	8	9	10	11	12	1	2	3	4	5	6	7	8	9	10	11	12	1	2	3	4	5	6	7	8	9	10	11	12					
Min.-Max.	Min.												Max.																							
Product	2012-13 (GoB/Rev 8.5)																																			
Condom	CS (211.9m)-16 mon																																			
*AMC = 11.64m	GoB(Revenue) 150m:141.5m received as of 31 May 2014 & awaiting receipts of 8.5m																																			
Pill	CS (145.6m)-17 mon																																			
*AMC = 8.94m	Pool fund 150m:105.2m received as of 31 May 2014 & awaiting receipts of 44.8m																																			
	2013-14 (Pool fund) 50m:NOA issued on 04 June 2014 for 42 m & Contract Signed for 8m on 13 May 2014																																			
	2013-14 (Pool fund) -0.4m																																			
IUD	CS (0.725m)-27 mon																																			
*AMC = 23,379	2013-14 (Pool fund 0.4m): Contract Signed on 05 March 2014																																			
Injectables	CS(13.7m) - 12 mon																																			
*AMC = 1.14m	2012-13 GoB (Dev) 2.0m: Received in full																																			
	2012-13 GoB (Rev) 2.3m: Received in full																																			
	2012-13 Pool fund 9.9m: Received in full																																			
	2013-14 Pool fund 12m: NOA issued on 03 June 2014																																			
Implant	CS(0.947m)-29 mon																																			
*AMC = 21,918	2012-13 Pool Fund 0.245 Single Rod: Received in full																																			
	2012-13 GoB (Dev) 0.107m Single Rod : Received in full																																			
	2013-14 Gov (Dev.)-0.0095m																																			
DDS Kit	CS(0.040m)- 6 mon																																			
*AMC = 5,786	2012-13 GoB (Dev) 0.015m: Received in full																																			
	2012-13 Pool fund 0.060m: Received in full																																			
	2013-14 GoB (Dev) 0.010m: 9547 Received upto 31 May, awaiting receipts of 435																																			
	2013-14 : Pool fund (0.065m) : Purchase Summary sent to MoHFW on 23 April 2014																																			
		Data Sources: DGFP/L&S unit, DGFP LMIS web site: http://www.dgfp.lmis.org , Central Warehouse WIMS data, Approved DGFP procurement plan *AMC is calculated based on last 12-months consumption **This report is generated using the "Pipeline Software" which considers "Projected Consumption".																																		
		Legend:  Current Stock of contraceptives  To be received  2013-14 - planned CS = Current Stock AMC = Average Monthly Consumption BER = Bid Evaluation Report TEC = Technical Evaluation Committee NOC = No Objection Certificate NOA = Notification of Award																																		
																																				

DGFP STOCK STATUS REPORT

Updated 08 June 2014

CONDOM - Current national stock 211.9 m and this stock can be used up to September 2015. FY 2012-13 GoB (Revenue) 150m: 141.5m received as of 31 May 2014 & awaiting receipts of 8.5 m.

PILL - Current national stock of pill is 145.6 m cycles which will go up to October 2015. FY 2012-13 Pool fund 150m: 105.2 m received as of 31 May 2014 & awaiting receipts of 44.8m. 2013-14 (Pool fund) 50m:NOA issued on 04 June 2014 for 42 m & Contract Signed for 8m on 13 May 2014.

IUD - Current national stock is 0.725 m pcs and this stock can be used up to August 2016. FY 2013-14 (Pool fund) -0.4m- Contract signed on 05 March 2014.

INJECTABLES - Current stock of 13.7m can be used up to May 2015. 2012-13 GoB development 2.0m: Commodity received in full. GoB revenue 2.3m: Commodity received in full. 2012-13 Pool fund 9.9m: Commodity received in full. 2013-14 (Pool fund) -12m- NOA issued 03 June 2014.

IMPLANT - Current stock is 0.947m and this can be used up to October 2016. 2012-13 Pool fund (0.245m single rod) - Commodity received in full. 2012-13 GoB- Development (0.107m single rod) - Commodity received in full.

DDS KITS - Current national stock is 0.040m which can be used up to November 2014. 2012-13 GoB-developments (0.015m) - Commodity received in full. 2012-13 Pool fund (0.060m) - Commodity received in full. 2013-14: GoB (Dev.) -0.010m: 9,547 received as of 31 March 2014; awaiting receipts of 453. 2013-14 (Pool fund) -0.065m- Purchase Summary sent to MoHFW on 23 April 2014, awaiting approval.

You can also download the previous reports from <http://dgfplmis.org/>

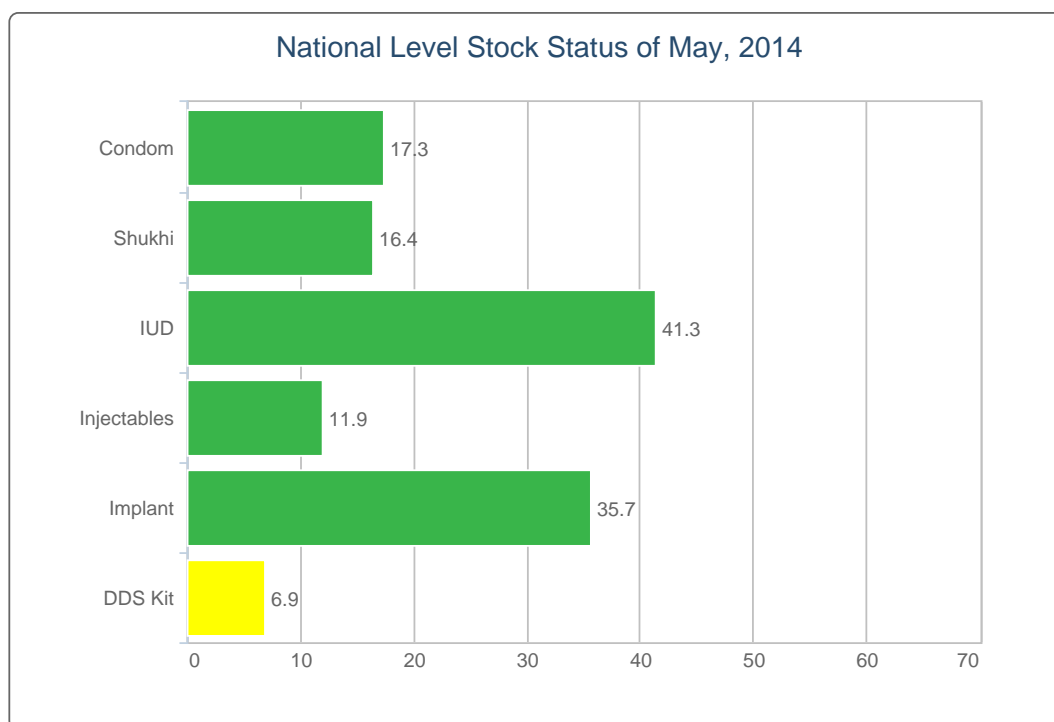
2. National Receipts Quantity by Product by Month

Contraceptive Received Report

Month: May, 2014

Item	Supplier	Receiver	Date Receipts	Qty	Remarks
Condom		CWH Bogra, khulna, chittagong	01/06/14	18,674,000	
Total				18,674,000	
Shukhi		Chittagong	01/06/14	13,305,600	
Total				13,305,600	

3. National Level Contraceptive Summary Report

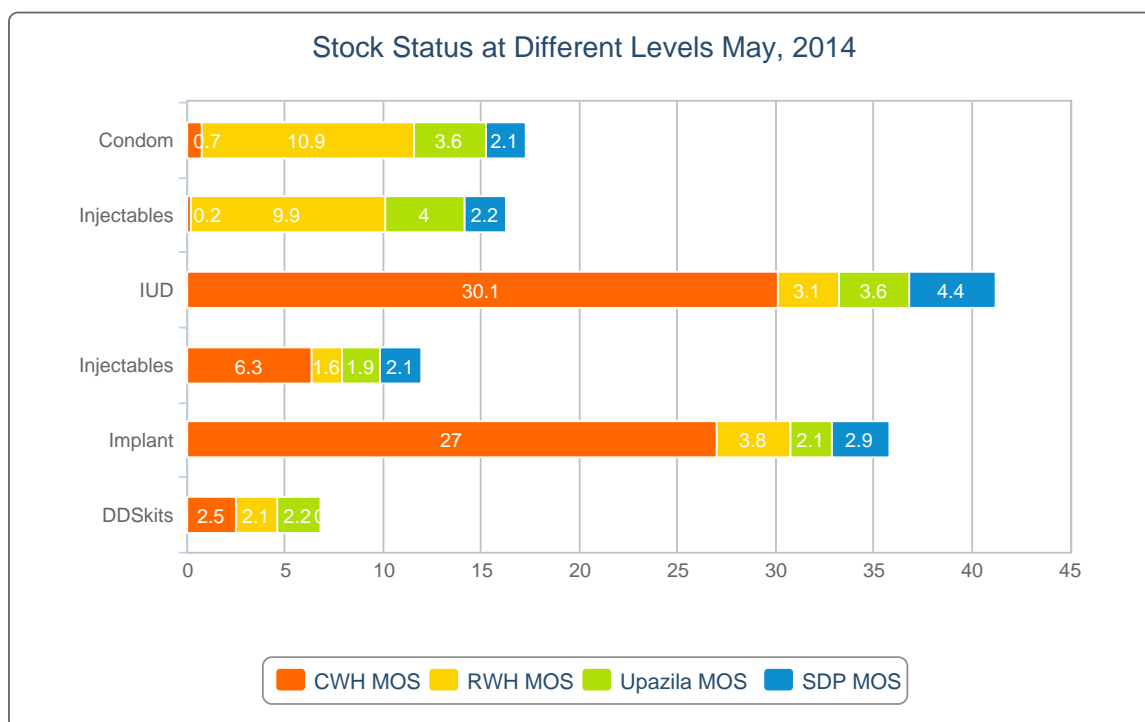


■ MOS less than 4.0
 ■ MOS 4.0 - 7.9
 ■ MOS 8.0 and above
 MOS = Month of Stock

National Level Stock Status of May, 2014

SL	Name of Products	Reported Consumption	Reported Closing Balance	Average Monthly Consumption	MOS
1	Condom	12,262,904	212,169,964	12,264,923	17.3
2	Shukhi	8,755,177	145,070,673	8,859,515	16.4
3	IUD	16,043	728,377	17,629	41.3
4	Injectables	1,107,356	13,681,745	1,146,311	11.9
5	Implant	19,267	955,885	26,739	35.7
6	DDS Kits	5,863	40,456	5,855	6.9

4. Stock Status Report at Different Levels

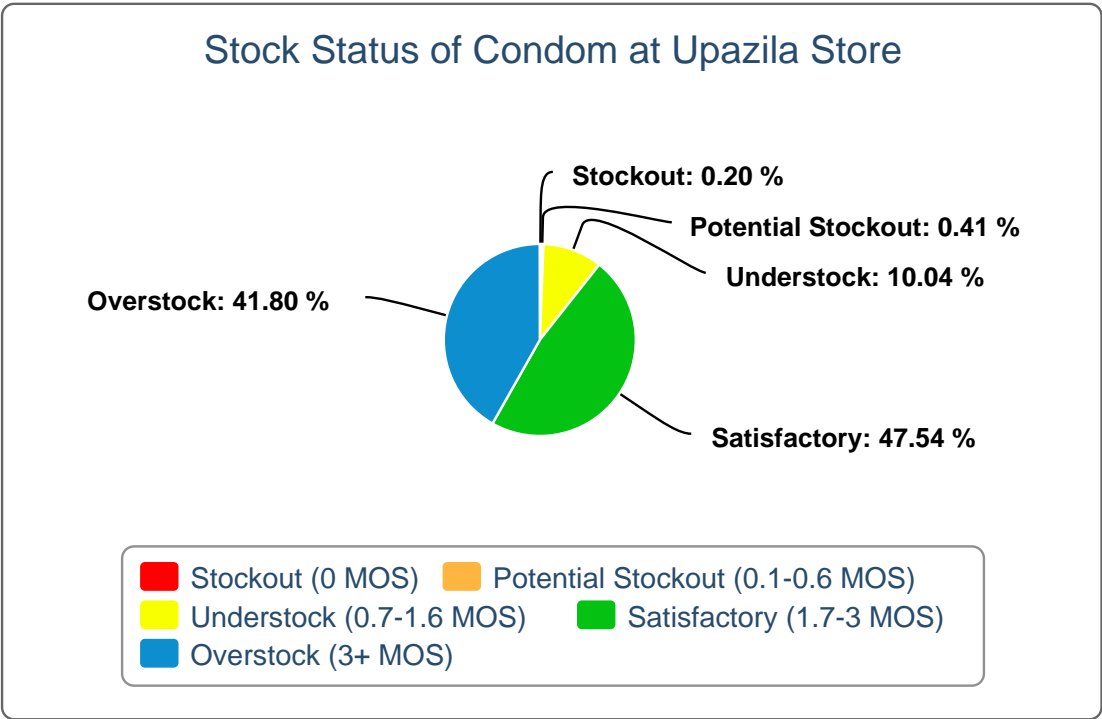


Stock Status at Different Levels May, 2014

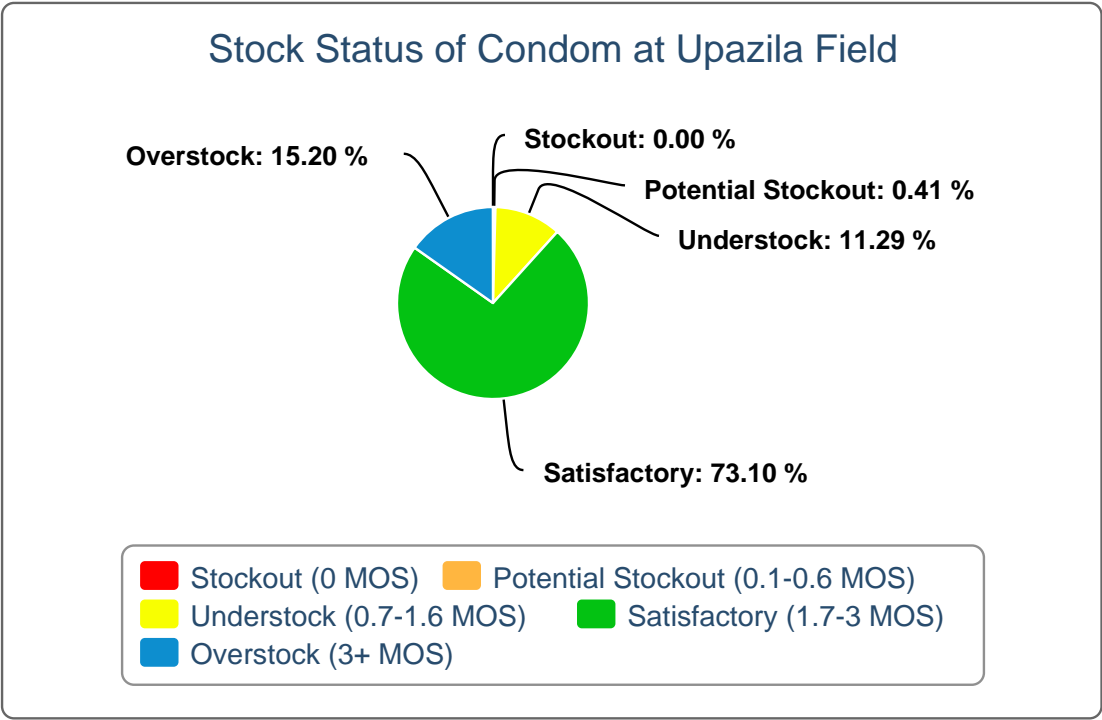
Products	Avg. Consump. of Last 6 Months	CWH Level	MOS	RWH Level	MOS	Upazila Level	MOS	Field Level	MOS	National Level	MOS
Condom	12,264,923	8,011,600	0.7	133,304,320	10.9	44,693,255	3.6	26,160,789	2.1	212,169,964	17.3
Shukhi	8,859,515	1,800,000	0.2	88,047,022	9.9	35,712,841	4	19,510,810	2.2	145,070,673	16.4
IUD	17,629	531,250	30.1	54,962	3.1	64,271	3.6	77,894	4.4	728,377	41.3
Injectables	1,146,311	7,167,500	6.3	1,833,400	1.6	2,219,091	1.9	2,461,754	2.1	13,681,745	11.9
Implant	26,739	722,126	27	101,169	3.8	56,259	2.1	76,331	2.9	955,885	35.7
DDS Kits	5,855	14,863	2.5	12,572	2.1	13,021	2.2			40,456	6.9

5. Contraceptive Stock Status by Product at Upazila Store and Field

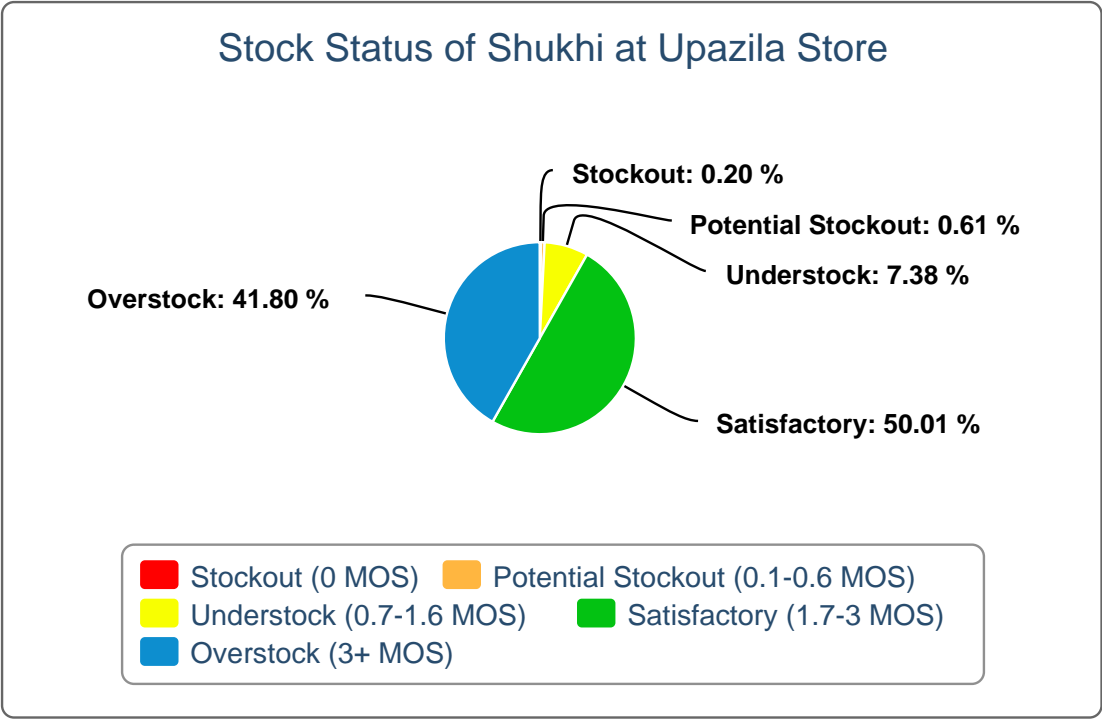
5(a).



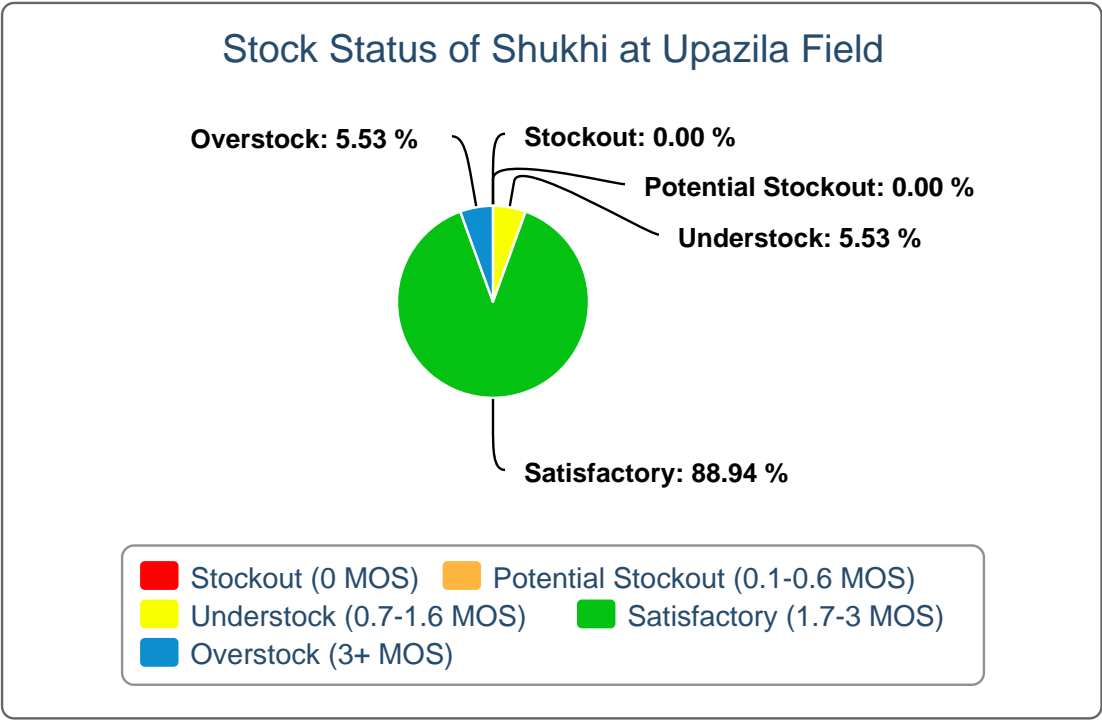
5(b).



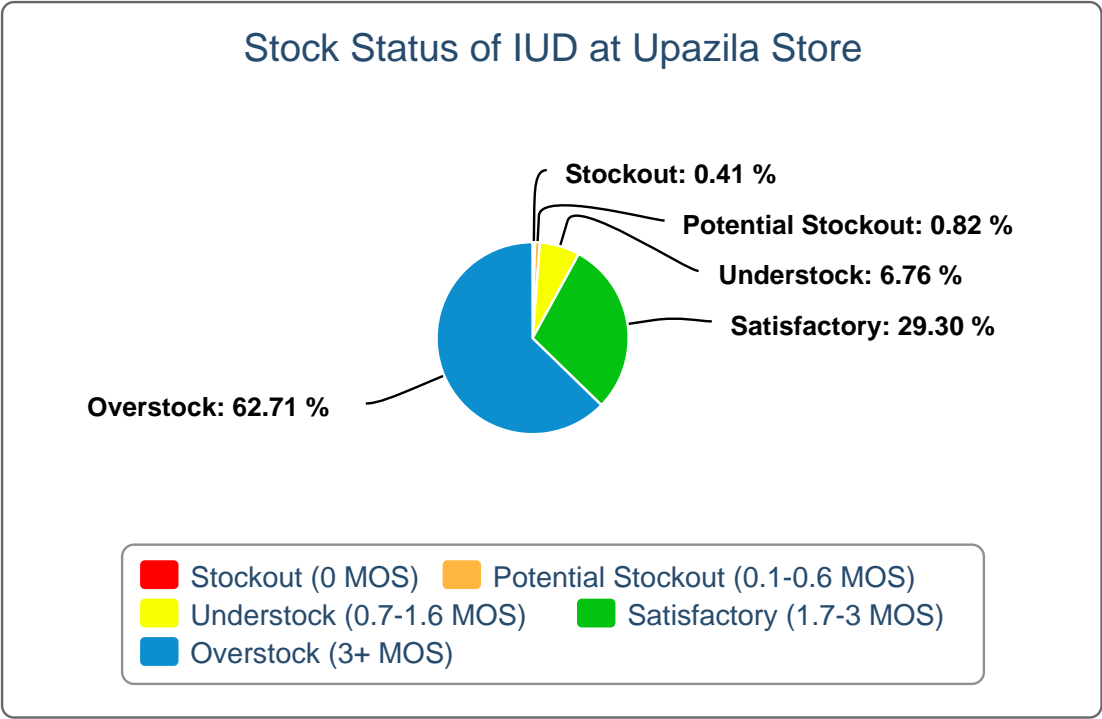
5(c).



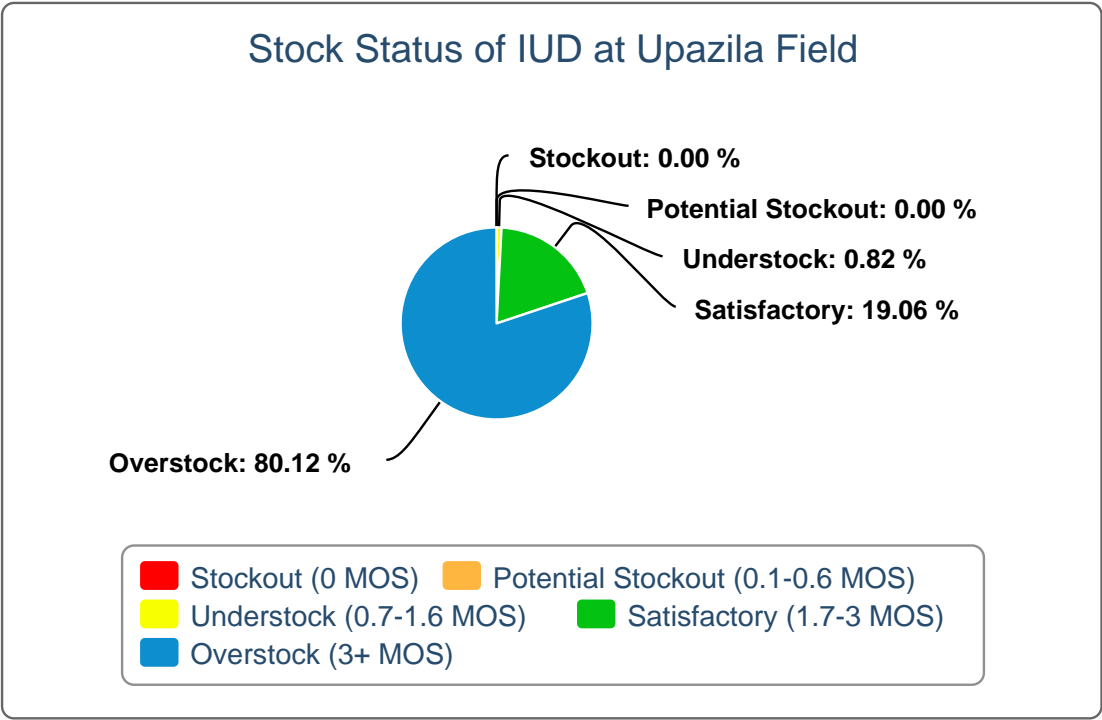
5(d).



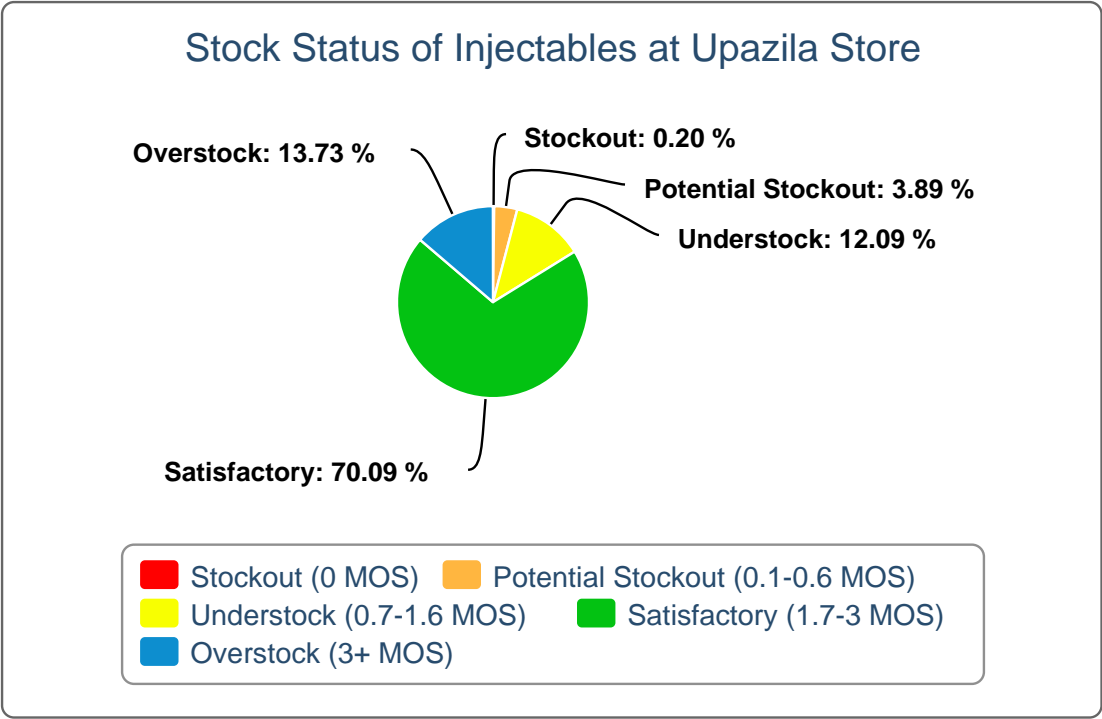
5(e).



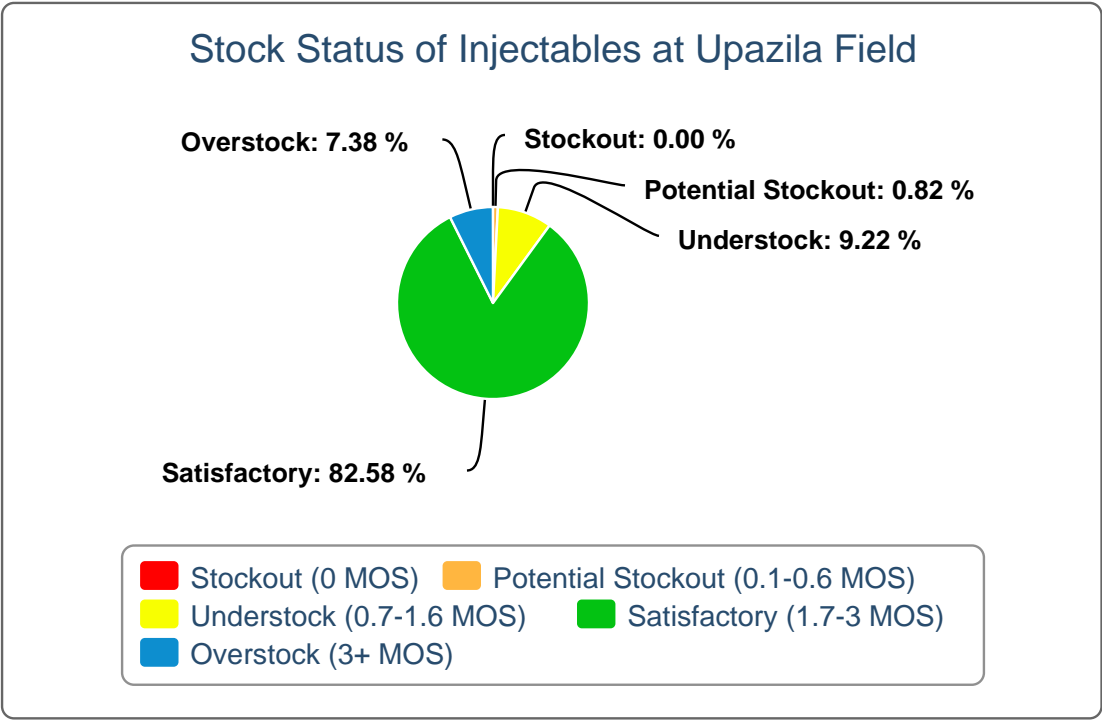
5(f).



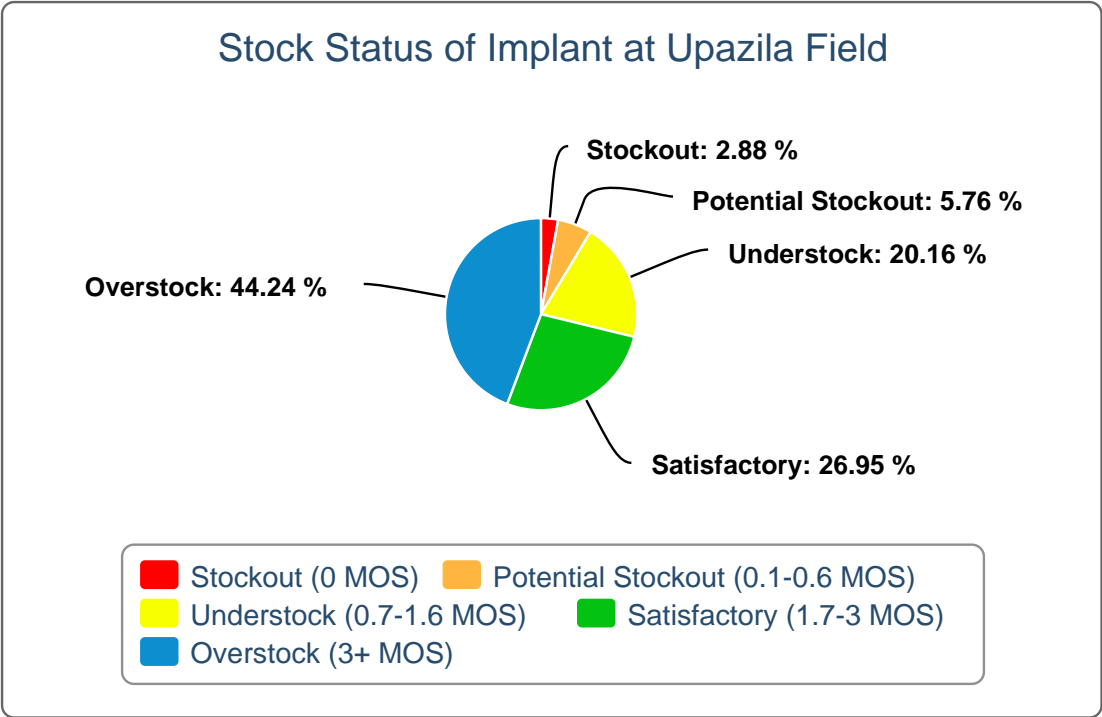
5(g).



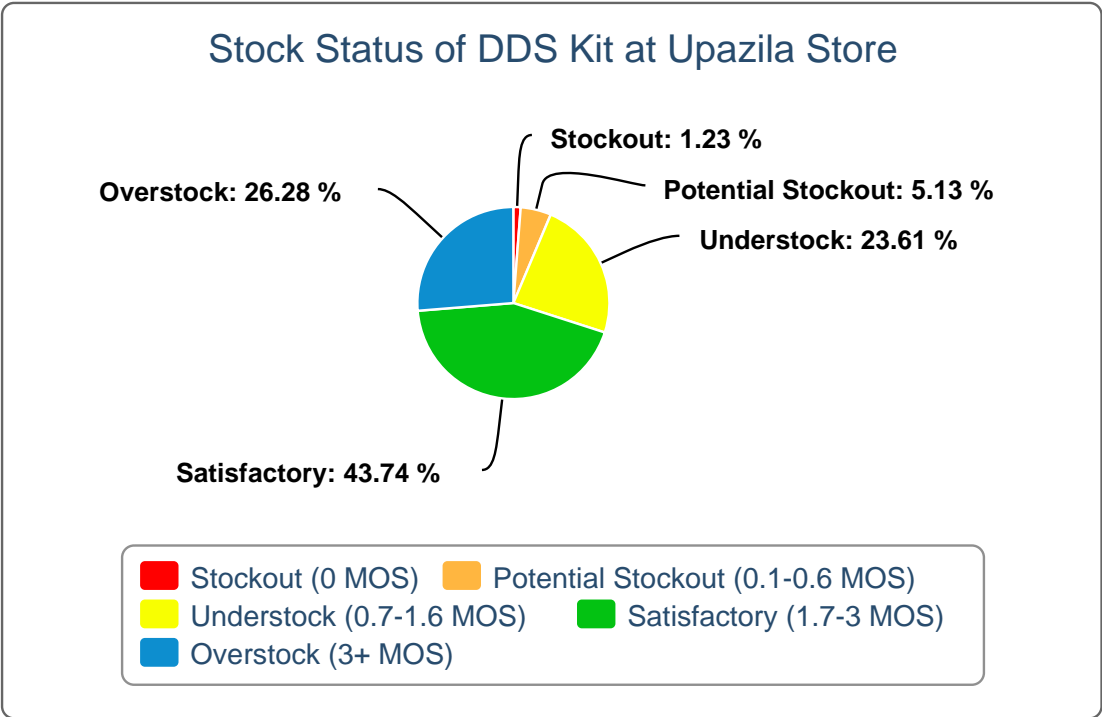
5(h).



5(i).



5(j).



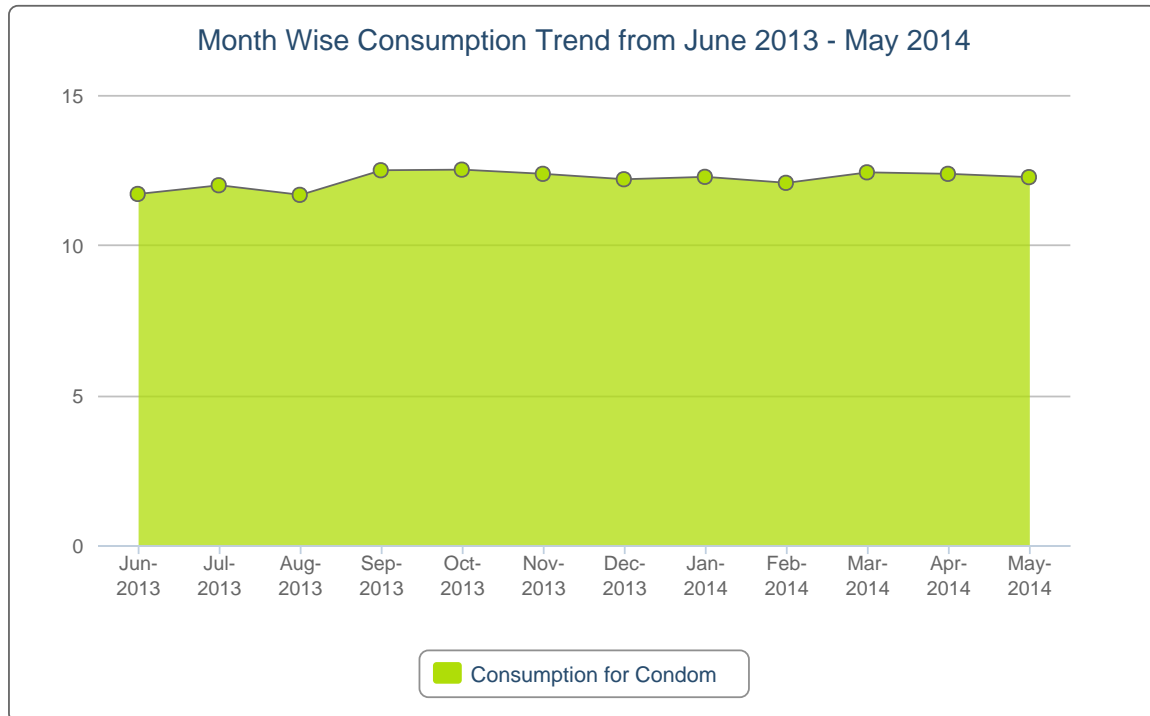
6. Contraceptive Stock Status by Product at Regional Warehouses

SL	WH Name	Condom			Shukhi			IUD			Injectables			Implant			DDS Kits		
		CBL	AMD	MOS	CBL	AMD	MOS	CBL	AMD	MOS	CBL	AMD	MOS	CBL	AMD	MOS	CBL	AMD	MOS
1	Bandarbon RWH	66,000	31,022	2.1	37,620	21,465	1.8	400	75	5.3	8,000	4,114	1.9	230	96	2.4	53	29	1.8
2	Bhola RWH	642,000	164,041	3.9	639,360	108,024	5.9	1,000	284	3.5	88,000	46,274	1.9	3,244	301	10.8	424	113	3.8
3	Bogra RWH	25,444,000	619,331	41.1	3,421,440	497,567	6.9	6,790	646	10.5	79,300	43,873	1.8	11,260	2,021	5.6	2,499	329	7.6
4	Chittagong RWH	49,158,120	644,187	76.3	65,234,362	424,977	153.5	3,750	1,348	2.8	120,100	71,050	1.7	5,512	1,407	3.9	690	381	1.8
5	Comilla RWH	1,005,000	1,065,958	0.9	921,600	478,268	1.9	3,000	1,263	2.4	177,000	90,601	2.0	6,211	1,126	5.5	733	449	1.6
6	Dhaka CWH	8,011,600	1,909,699	4.2	1,800,000	957,780	1.9	531,250	2,819	188.5	7,167,500	123,941	57.8	722,126	2,510	287.7	14,863	454	32.7
7	Dinajpur RWH	702,000	218,022	3.2	1,301,760	398,801	3.3	1,950	612	3.2	94,000	47,160	2.0	4,236	1,450	2.9	355	257	1.4
8	Faridpur RWH	1,514,400	732,852	2.1	1,006,560	549,232	1.8	4,200	1,315	3.2	116,000	59,498	1.9	5,288	1,936	2.7	366	501	0.7
9	Jamalpur RWH	1,608,000	463,483	3.5	1,612,800	332,165	4.9	800	396	2.0	75,600	43,253	1.7	3,540	884	4.0	848	185	4.6
10	Jessore RWH	840,000	536,095	1.6	1,065,600	430,918	2.5	1,900	826	2.3	119,300	58,750	2.0	9,362	1,581	5.9	561	336	1.7
11	Khulna RWH	37,546,800	799,069	47.0	2,350,080	539,430	4.4	3,150	939	3.4	100,000	55,612	1.8	4,462	1,425	3.1	1,361	359	3.8
12	Kushtia RWH	1,836,000	375,508	4.9	1,152,000	223,787	5.1	1,050	302	3.5	79,000	42,314	1.9	2,856	775	3.7	205	144	1.4
13	Mymensingh RWH	2,675,400	947,508	2.8	806,400	964,505	0.8	5,550	1,222	4.5	128,500	61,990	2.1	6,152	2,455	2.5	854	470	1.8
14	Noakhali RWH	1,653,000	375,322	4.4	663,840	204,581	3.2	5,550	648	8.6	95,000	49,019	1.9	4,000	457	8.8	1,043	224	4.7
15	Pabna RWH	1,602,000	519,856	3.1	1,594,080	391,010	4.1	2,000	891	2.2	98,500	57,559	1.7	4,250	582	7.3	372	257	1.4
16	Patuakhali RWH	880,200	122,605	7.2	1,353,600	169,938	8.0	2,200	476	4.6	64,100	31,978	2.0	6,350	762	8.3	545	180	3.0
17	Rajshahi RWH	1,242,000	766,668	1.6	2,760,480	400,749	6.9	2,822	474	6.0	114,000	50,830	2.2	5,047	1,560	3.2	482	207	2.3
18	Rangamati RWH	2,018,400	57,173	35.3	325,440	39,881	8.2	500	59	8.5	13,000	3,860	3.4	1,200	187	6.4	89	52	1.7
19	Rangpur RWH	1,095,000	630,497	1.7	735,840	914,000	0.8	5,600	1,481	3.8	110,000	124,183	0.9	10,372	2,957	3.5	544	457	1.2
20	Sylhet RWH	888,000	747,645	1.2	129,600	435,191	0.3	2,200	1,134	1.9	86,000	47,934	1.8	2,389	1,240	1.9	85	331	0.3
21	Tangail RWH	888,000	538,382	1.6	934,560	377,246	2.5	550	419	1.3	68,000	32,518	2.1	5,208	1,027	5.1	463	148	3.1
Total		141,315,920	12,264,923		89,847,022	8,859,515		586,212	17,629		9,000,900	1,146,311		823,295	26,739		27,435	5,863	

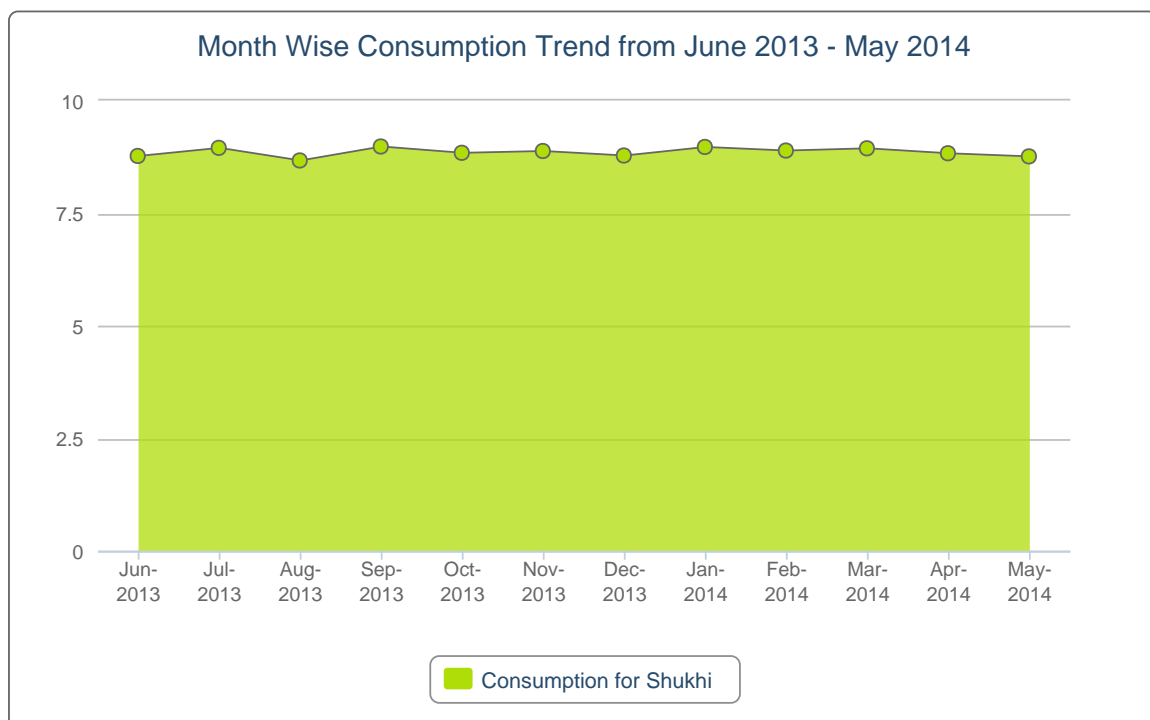
Note: Please Visit <http://dgfplmis.org/index.php/lmis-report/stock-status-at-upazila-and-fields> for Stock Status by Product at Upazila.

7. Month-wise Consumption Trend

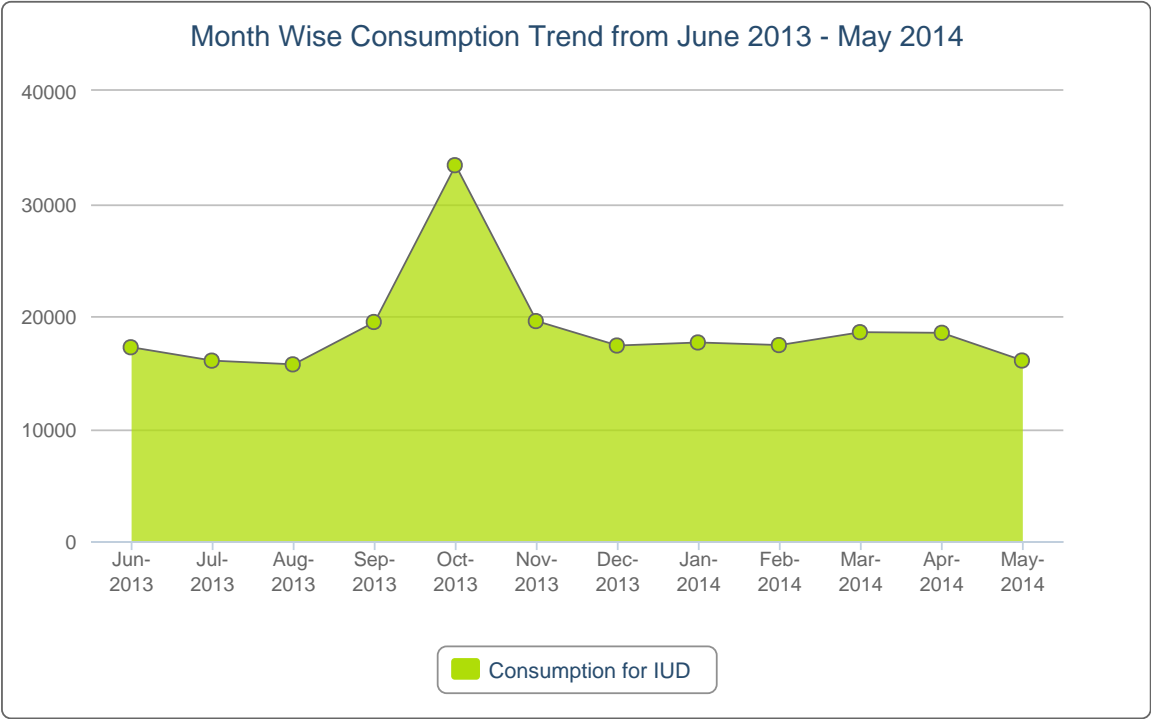
7(a).



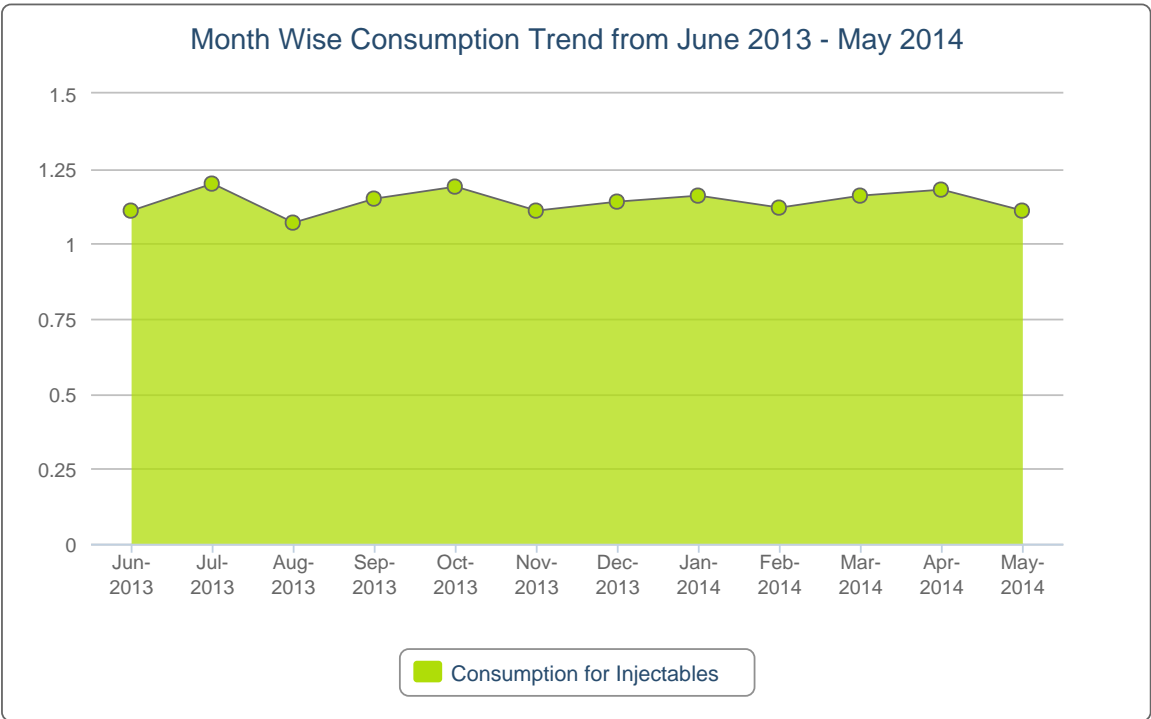
7(b).



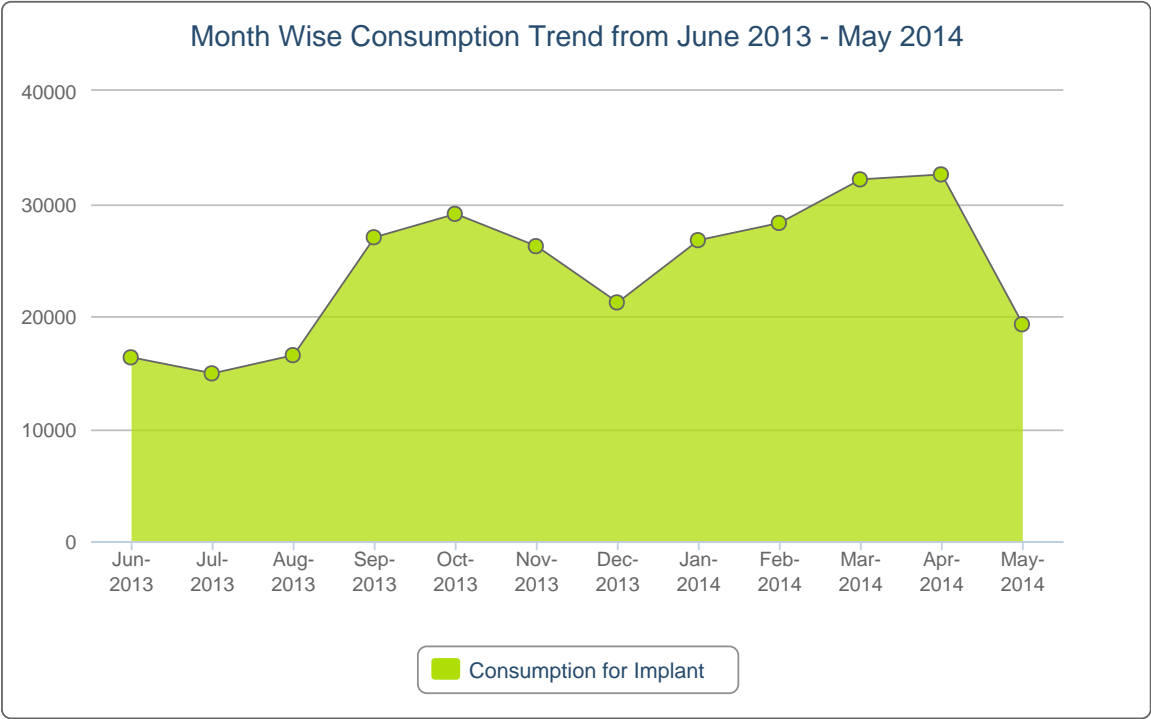
7(c).



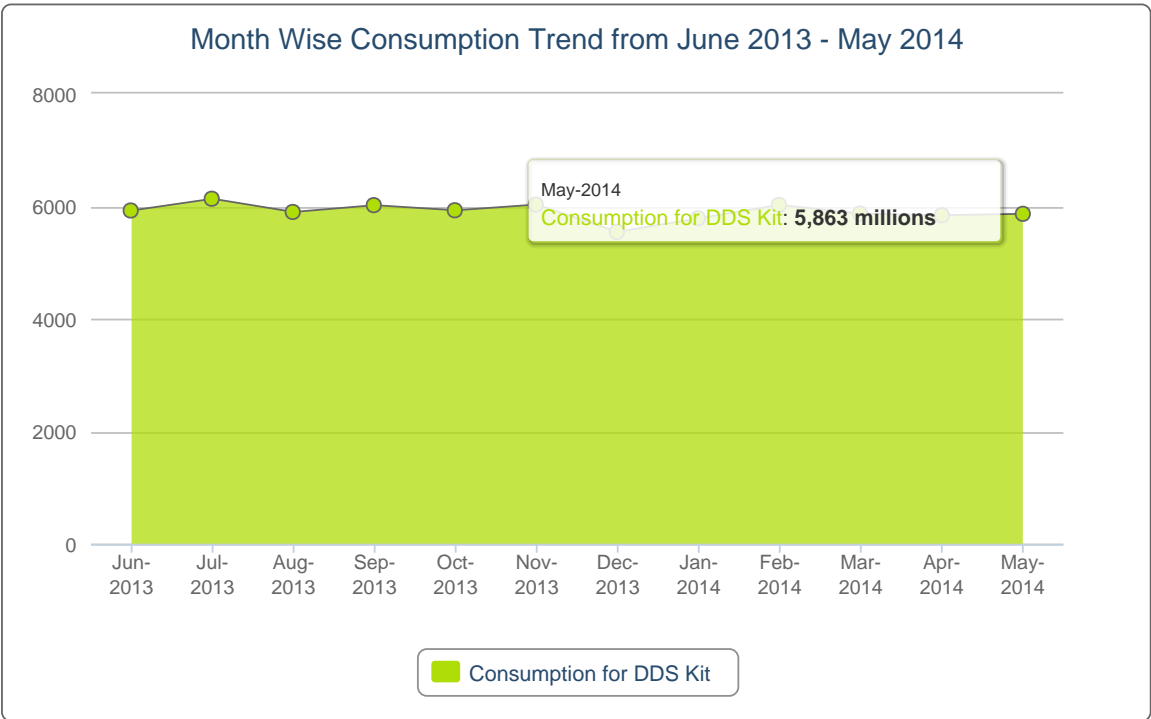
7(d).



7(e).



7(f).



8. Report on Upazila and Warehouse Having Stock Out in last month

SL	Products Name	No of Stockout WH	% of Stockout WH	No of Stockout Upazila Store	% of Stockout Upazila Store	No of Stockout Upazila Field	% of Stockout Upazila Field
1	Condom	0	0%	0	0%	0	0%
2	Shukhi	0	0%	0	0%	0	0%
3	IUD	0	0%	1	0%	0	0%
4	Injectables	0	0%	0	0%	0	0%
5	Implant	0	0%	0	0%	7	1%
6	DDS Kits	0	0%	5	1%	0	0%

List of Stock Out Warehouse

SL	Commodity	Warehouse	Phone
No StockOut in Warehouse			

List of StockOut Upazilas

Commodity	Warehouse	District	Upazila	Phone
IUD	Bhola RWH	Bhola	Monpura	01711-973874
DDS Kits	Bhola RWH	Barisal	Mehendiganj	01712-539263
	Bogra RWH	Naogaon	Raninagar	01913286025
	Mymensingh RWH	Netrakona	Madan	01917101710
	Rangamati RWH	Rangamati	Barkal	01852600668
	Sylhet RWH	Moulavibazar	Kulaura	01710890842



*This report is generated with the technical assistance of System for Improved Access to Pharmaceuticals and Services(USAID)
(Implemented by Management Science for Health)*

To view updated stock status of warehouse & upazila, please visit <http://www.dgplmis.org>