

# **FAMILY PLANNING MONTHLY LOGISTICS REPORT**

**May 2013**



**Management Information System (MIS)**  
**Directorate General of Family Planning (DGFP)**

6, Kawran Bazar, Dhaka1215

Email: [dirmisfp@gmail.com](mailto:dirmisfp@gmail.com), [dirlsdgfp@gmail.com](mailto:dirlsdgfp@gmail.com)  
[www.dgfplmis.org](http://www.dgfplmis.org)

## 1. DGFP Stock Status Report

## DGFP STOCK STATUS REPORT (2011-13): Notes

**CONDOM** – Current national stock 229.3 m and this stock can be used up to January 2015. GoB (Revenue) 150m: MOHFW approved purchase summary - awaiting issuance of NOA.

**PILL** – Current national stock of pill is 145.5 m cycles which will go up to August 2014. FY 2011-12 pool fund 150m –commodity received in full. 2012-13 Pool fund 150m: Purchase summary sent to MOHFW on 25 March 2013.

## **Family Planning Monthly Logistics Report**

**IUD** – Current national stock is 0.970 m pcs and this stock can be used up to August 2015. 2011-12 (Pool fund 0.50m – Commodity received in full + GoB revenue fund 0.40m - Commodity received in full.

**INJECTABLES** – Current stock of 13.1m will be used by March 2014. 2011-12 Pool fund 10m – Commodity received in full. 2011-12 GoB (Development) - 2.0m: Commodity received in full. 2012-13 GoB development 2.0m: Contract signed on 24 December 2012 and Letter of Credit opening under process. GoB revenue 2.3m: Contract signed on 18 March 2013. 2012-13 Pool fund 9.9m: Purchase summary sent to MOHFW on 28 March 2013.

**IMPLANT** – Current stock is 0.843 m and this can be used up to September 2015. 2011-12 Pool fund (0.39m single rod): Commodity received in full. 2011-12 Pool fund (0.112m 2- rod) – Commodity received in full. 2011-12 GoB revenue fund: 0.314m single rod – Commodity received in full. 2012-13 Pool fund (0.245m single rod) - Purchase summary sent to MOHFW on 13 March 2013. 2012-13 GoB-development (0.107m single rod) - Purchase summary sent to MOHFW on 23 April 2013.

**DDS KITS** – Current national stock is 0.042 m which can be used up to November 2013. 2011-12 GoB revenue (14,845 Kits): commodity received in full and 2011-12 Pool fund 60,000 pcs: commodity received in full. 2012-13 Pool fund (0.060m) - NOA issued on 26 May 2013. 2012-13 GoB-developments(0.015m) - Commodity received in full.

## Family Planning Monthly Logistics Report

### 2. National receipts quantity by product by Month

#### Contraceptive Received Report

Month: May, 2013

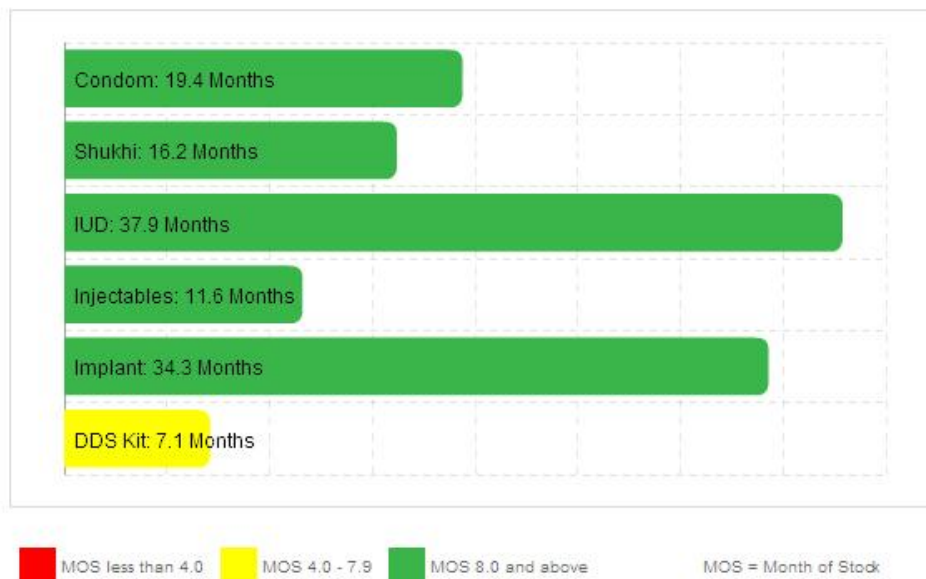
Items	Supplier	Receiver	Date Receipts	Qty	Remarks
DDS KITS				990	990 cartons DDS Kits
TOTAL				990	

## Family Planning Monthly Logistics Report

### 3. Contraceptive Summary Report by month

#### Contraceptive Summary Report of May 2013

[ Reporting rate 100% ]



SL	Name of Products	Reported Consumption	Adjusted Consumption	Reported Closing Balance	Adjusted Closing Balance	Average Monthly Consumption	MOS
1	Condom	12,251,901	12,251,901	228,710,757	228,710,757	11,801,629	19.4
2	Shukhi	8,856,644	8,856,644	143,560,766	143,560,766	8,876,800	16.2
3	IUD	36,755	36,755	951,259	951,259	25,068	37.9
4	Injectables	1,113,318	1,113,318	13,194,964	13,194,964	1,140,850	11.6
5	Implant	24,004	24,004	842,365	842,365	24,557	34.3
6	DDSKits	6,186	6,186	41,526	41,526	5,845	7.1

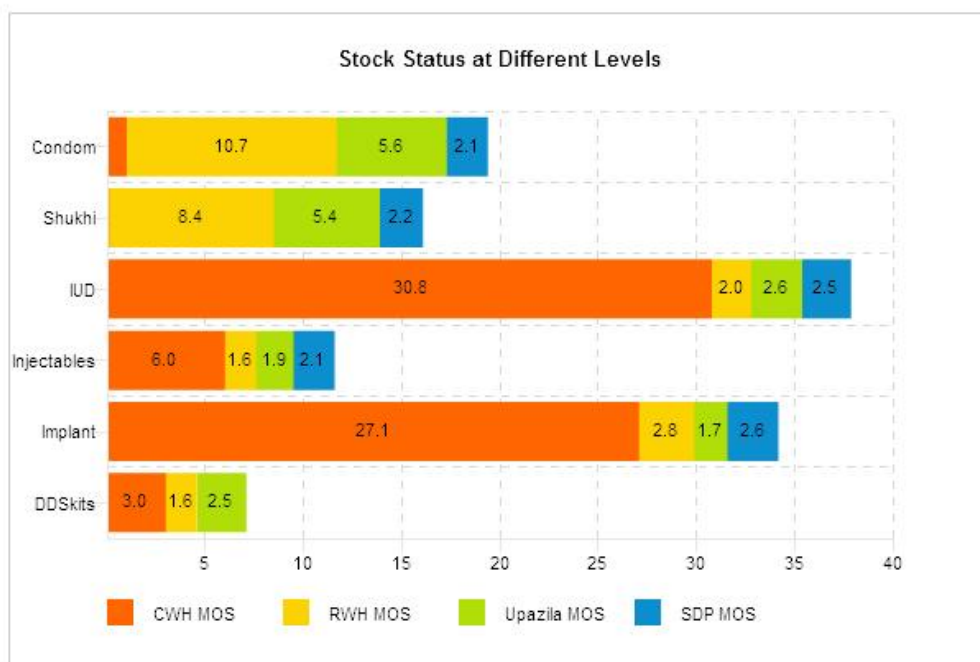
Show All

## Family Planning Monthly Logistics Report

### 4. Report of Stock Status at Different Levels

#### Report of Stock Status at Different Levels on May 2013

[ Reporting rate 100% ]



Products	100% Adjusted Consump. of Cur. Month	Avrg. Consump. of Last 6 Months	CWH Level	MOS	RWH Level	MOS	Upazila Level	MOS	Field L
Condom	12,251,901	11,801,629	11,886,600	1	126,038,120	10.7	66,086,476	5.6	24
Shukhi	8,856,644	8,876,800	796,320	0.1	74,837,092	8.4	48,250,076	5.4	19
IUD	36,755	25,068	772,700	30.8	49,130	2	65,869	2.6	2
Injectables	1,113,318	1,140,850	6,872,700	6	1,787,300	1.6	2,120,771	1.9	2
Implant	24,004	24,557	666,226	27.1	69,891	2.8	41,882	1.7	2
DDSKits	6,186	5,845	17,742	3	9,605	1.6	14,435	2.5	2

◀
▶

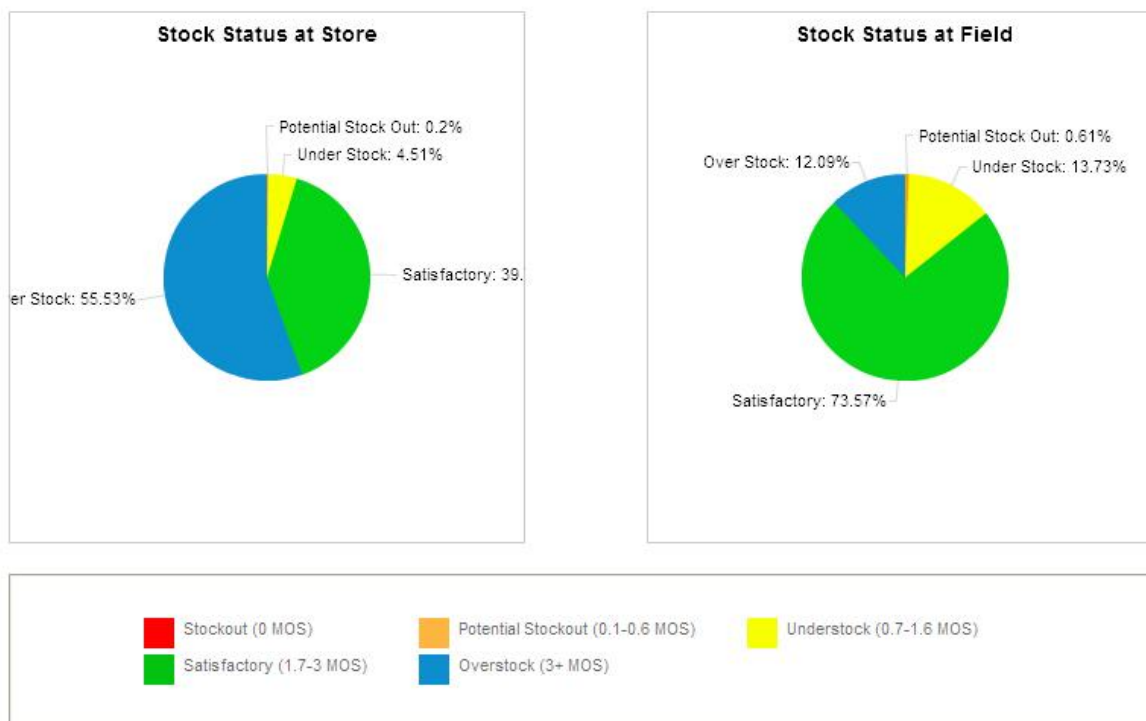
Show

## 5. Stock Status by product at Upazila Store and Field:

### a. Condom:

#### Stock Status at Upazila Store and Field on May 2013

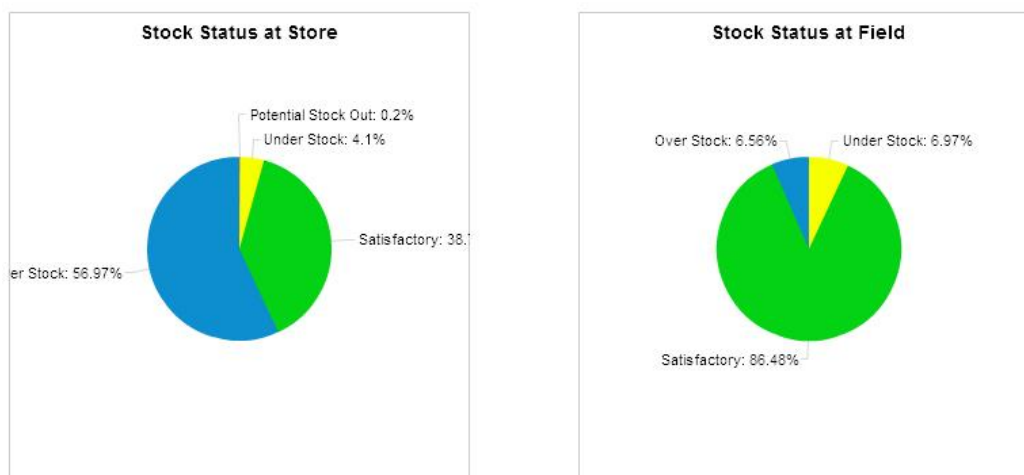
[ Reporting rate 100% ]



### b. Oral Pill:

#### Stock Status at Upazila Store and Field on May 2013

[ Reporting rate 100% ]



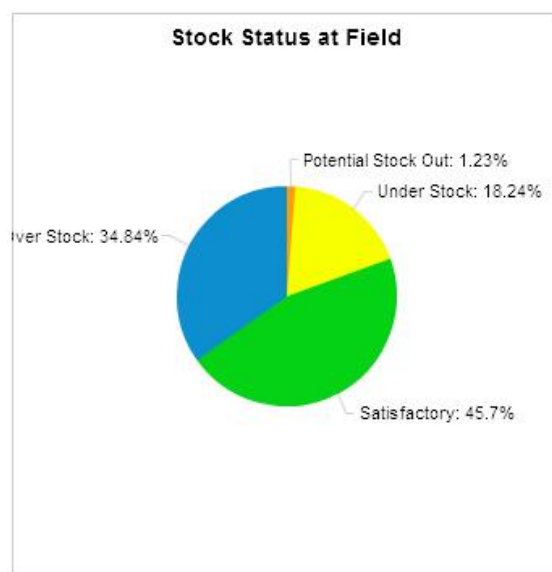
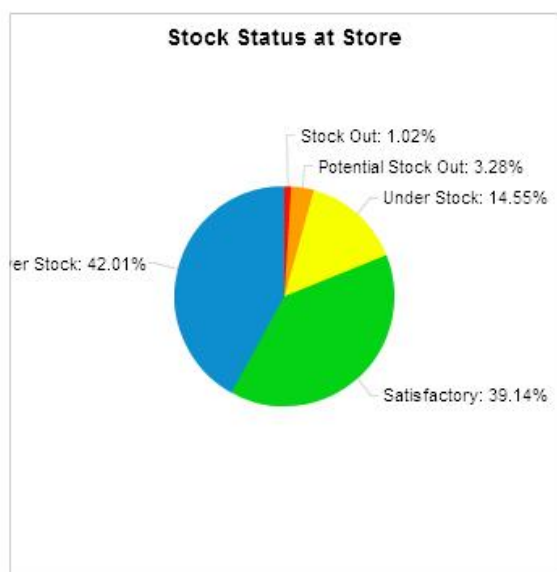


## Family Planning Monthly Logistics Report

### c. IUD:

#### Stock Status at Upazila Store and Field on May 2013

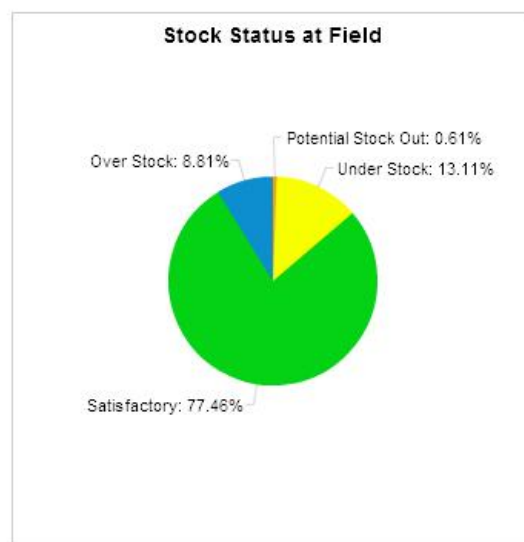
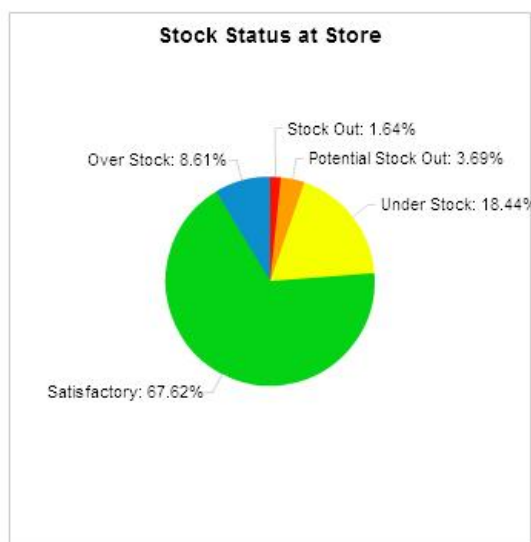
[ Reporting rate 100% ]



### d. Injectables:

#### Stock Status at Upazila Store and Field on May 2013

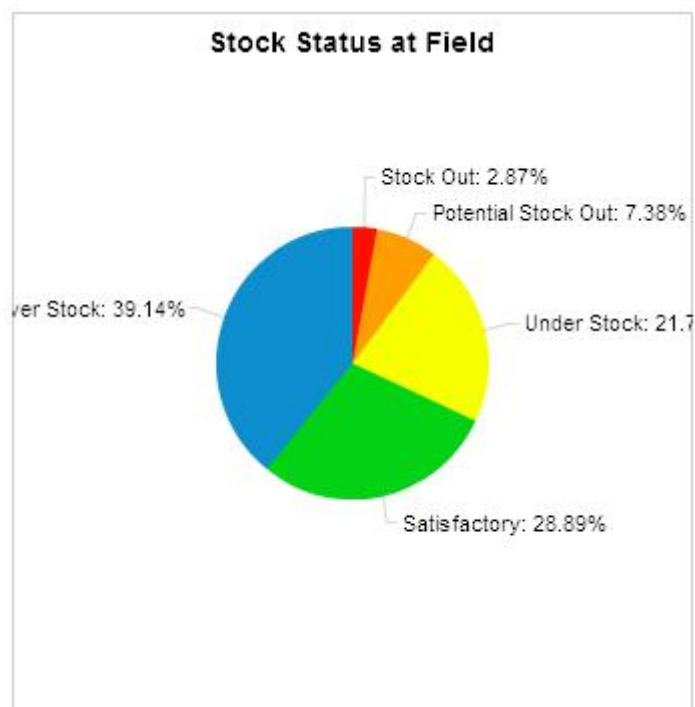
[ Reporting rate 100% ]



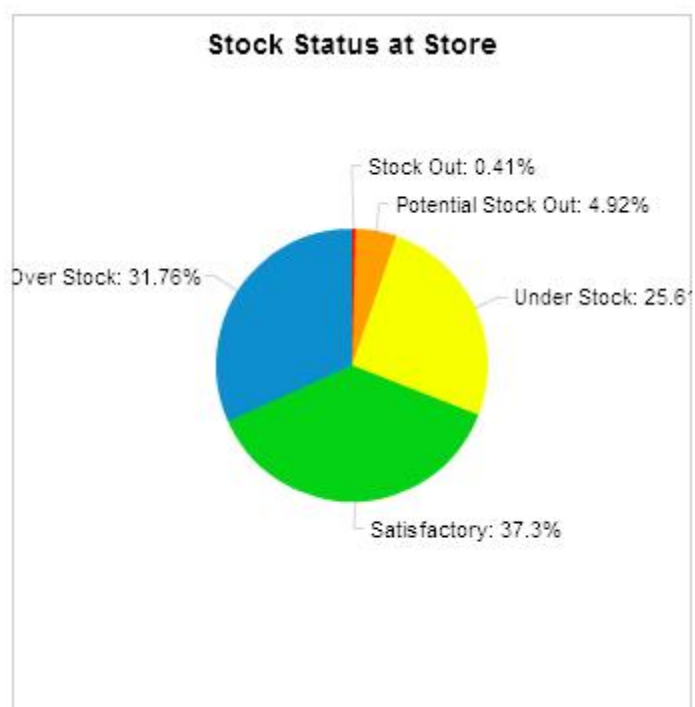


## Family Planning Monthly Logistics Report

### e. Implant:



### f. DDS Kits:



Family Planning Monthly Logistics Report

6. Stock Status by product at Regional Warehouses

SL	WH Name	Condom CBL	Condom AMD	Condom MOS	Shukhi CBL	Shukhi AMD	Shukhi MOS	IUD CBL	IUD AMD	IUD MOS	Injectables CBL	Injectables AMD	Injectables MOS	Implant CBL	Implant AMD	Implant MOS	DDSKits CBL	DDSKits AMD	DDSKits MOS
1	Bandarban RWH	237,600	32,712	7.26	267,420	21,531	12.42	500	109	4.59	9,000	4,031	2.23	344	160	2.15	26	39	0.67
2	Bhola RWH	378,000	143,079	2.64	528,480	104,168	5.07	1,200	432	2.78	46,000	46,128	1.00	3,144	371	8.47	340	142	2.39
3	Bogra RWH	21,007,000	552,528	38.02	6,996,960	504,776	13.86	2,995	898	3.34	81,700	43,858	1.86	5,944	1,852	3.21	943	311	3.03
4	Chittagong RWH	43,173,320	674,892	63.97	40,071,622	407,608	98.31	4,000	1,692	2.36	190,400	71,573	2.66	3,552	1,353	2.63	2,195	399	5.50
5	Comilla RWH	1,626,000	1,041,949	1.56	656,640	474,583	1.38	4,100	1,821	2.25	209,000	89,841	2.33	2,561	1,083	2.36	264	477	0.55
6	Dhaka CVWH	11,886,600	1,855,003	6.41	796,320	959,147	0.83	772,700	3,981	194.10	6,872,700	126,850	54.18	666,226	2,247	296.50	17,742	545	32.55
7	Dinajpur RWH	1,722,000	210,776	8.17	1,897,920	402,778	4.71	1,300	799	1.63	78,000	46,826	1.67	3,280	1,484	2.21	420	269	1.56
8	Faridpur RWH	1,728,000	730,494	2.37	1,464,480	538,267	2.72	3,950	1,880	2.10	122,000	61,096	2.00	5,372	1,679	3.20	593	559	1.06
9	Jamalpur RWH	3,786,000	401,521	9.43	1,137,600	322,029	3.53	1,650	697	2.37	75,200	40,195	1.87	1,944	763	2.55	481	183	2.63
10	Jessore RWH	1,674,000	534,426	3.13	1,025,280	430,975	2.38	2,350	1,180	1.99	125,200	60,483	2.07	2,106	1,259	1.67	3	325	0.01
11	Khulna RWH	34,007,600	790,066	43.04	4,275,360	546,518	7.82	3,900	1,314	2.97	109,100	55,930	1.95	2,994	1,080	2.77	1,430	382	3.74
12	Kushtia RWH	822,000	354,101	2.32	1,297,440	228,902	5.67	1,125	417	2.70	72,000	41,293	1.74	2,016	718	2.81	118	154	0.77
13	Mymensingh RWH	1,637,400	950,575	1.72	610,560	966,479	0.63	2,391	2,018	1.18	79,000	62,215	1.27	5,104	1,981	2.58	583	467	1.25
14	Noakhali RWH	933,000	364,481	2.56	1,733,760	201,626	8.60	5,000	978	5.11	91,500	47,244	1.94	3,500	573	6.11	235	255	0.92
15	Pabna RWH	2,574,000	506,506	5.08	2,832,480	427,847	6.62	2,100	1,200	1.75	85,000	57,200	1.49	10,500	620	16.94	353	210	1.68
16	Patuakhali RWH	2,082,600	123,845	16.82	655,200	169,116	3.87	1,850	716	2.58	63,000	32,531	1.94	2,650	832	3.19	248	191	1.30
17	Rajshahi RWH	1,848,000	687,108	2.69	3,555,360	408,102	8.71	1,669	695	2.40	61,800	50,125	1.23	1,723	1,496	1.15	165	258	0.64
18	Rangamati RWH	2,337,600	55,766	41.92	570,240	37,785	15.09	300	88	3.41	9,000	3,714	2.42	300	143	2.10	76	66	1.15
19	Rangpur RWH	1,752,000	588,539	2.98	2,580,480	933,074	2.77	3,800	2,085	1.82	121,000	120,526	1.00	6,276	3,089	2.03	360	470	0.77
20	Sylhet RWH	1,236,000	727,201	1.70	1,137,600	427,062	2.66	3,600	1,510	2.38	82,400	46,553	1.77	3,389	1,057	3.21	188	349	0.54
21	Tangail RWH	1,476,000	476,061	3.10	1,542,210	364,427	4.23	1,350	558	2.42	77,000	32,638	2.36	3,192	717	4.45	584	135	4.33
Total		137,924,720	11,801,629		75,633,412	8,876,800		821,830	25,068		8,660,000	1,140,850		736,117	24,557		27,347	6,186	

## Family Planning Monthly Logistics Report

### 7. Month-wise consumption of products for last 12-months

Condom:



Oral Pill:



IUD:



Injectables:



Implant:



DDS Kits:



### 8. Report on Upazila and Warehouse having stock out in last month

### Report on Upazila and Warehouse having stockout - May, 2013

[ Reporting rate 100% ]

[illegible]