

FAMILY PLANNING MONTHLY LOGISTICS REPORT

June 2013



Management Information System (MIS)
Directorate General of Family Planning (DGFP)

6, Kawran Bazar, Dhaka1215

Email: dirmisfp@gmail.com, dirlsdgfp@gmail.com
www.dgfplmis.org

1. DGFP Stock Status Report

DGFP STOCK STATUS REPORT (2011-13): Notes

CONDOM – Current national stock 216.3 m and this stock can be used up to January 2015. GoB (Revenue) 150m: Contract signed on 16 June 2013.

IID – Current national stock is 0.914 m pcs and this stock can be used up to August 2015. 2011-12 (Pool fund 0.50m – Commodity received in full + GoB revenue fund 0.40m - Commodity received in full).

Family Planning Monthly Logistics Report

INJECTABLES – Current stock of 16.3m will be used by July 2014. 2011-12 Pool fund 10m – Commodity received in full. 2011-12 GoB (Development) - 2.0m: Commodity received in full. 2012-13 GoB development 2.0m: Commodity received in full. GoB revenue 2.3m: Commodity received in full. 2012-13 Pool fund 9.9m: Contract signed on 19 June 2013.

IMPLANT – Current stock is 0.818 m and this can be used up to September 2015. 2011-12 Pool fund (0.39m single rod): Commodity received in full. 2011-12 Pool fund (0.112m 2- rod) – Commodity received in full. 2011-12 GoB revenue fund: 0.314m single rod – Commodity received in full. 2012-13 Pool fund (0.245m single rod) - Contract signed on 27 June 2013. 2012-13 GoB-development (0.107m single rod) -Contract signed on 27 June 2013.

DDS KITS Current national stock is 0.094 m which can be used up to August 2014. 2011-12 GoB revenue (14,845 Kits): commodity received in full and 2011-12 Pool fund 60,000 pcs: commodity received in full. 2012-13 Pool fund (0.060m) - Commodity received in full. 2012-13 GoB-developments (0.015m) -Commodity received in full.

2. National receipts quantity by product by Month

Contraceptive Received Report

Month: June, 2013

Items	Supplier	Receiver	Date Receipts	Qty	Remarks
DDS KITS	EDCL	CWH	26/06/2013	24,000	2012-13 Pool fund (0.060m)
DDS KITS	EDCL	CTG RWH	26/06/2013	12,000	
DDS KITS	EDCL	Khulna RWH	26/06/2013	12,000	
DDS KITS	EDCL	Bogra RWH	26/06/2013	12,000	
TOTAL				60,000	
Injectables (Provera)	Techno Drugs Ltd	CWH	26/06/2013	2,300,000	FY2012-13: GoB revenue 2.3m & GoB development 2.0m
	Techno Drugs Ltd	CWH	30/06/2013	2,000,000	
TOTAL				4,300,000	
Tab. Misoprostol	Ziska Pharmaceuticals	CWH	30/06/2013	1,800,000	
TOTAL				1,800,000	

3. Contraceptive Summary Report by month

Contraceptive Summary Report of June 2013

[Reporting rate 100%]



MOS less than 4.0



MOS 4.0 - 7.9



MOS 8.0 and above

MOS = Month of Stock



SL	Name of Products	Reported Consumption	Adjusted Consumption	Reported Closing Balance	Adjusted Closing Balance	Average Monthly Consumption	MOS
1	Condom	11,682,888	11,682,888	216,927,768	216,927,768	11,804,129	18.4
2	Shukhi	8,768,892	8,768,892	136,208,511	136,208,511	8,836,871	15.4
3	IUD	17,241	17,241	938,421	938,421	23,654	39.7
4	Injectables	1,112,566	1,112,566	16,415,275	16,415,275	1,134,230	14.5
5	Implant	16,264	16,264	828,829	828,829	23,443	35.4
6	DDSKits	5,903	5,903	95,762	95,762	5,885	16.3

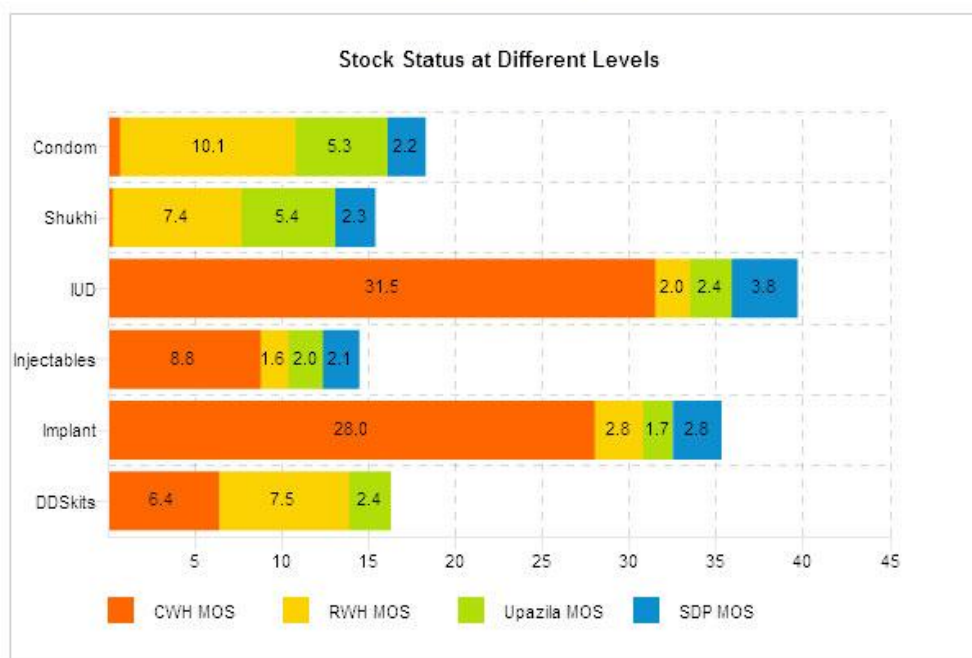
Show All

Family Planning Monthly Logistics Report

4. Report of Stock Status at Different Levels

Report of Stock Status at Different Levels on June 2013

[Reporting rate 100%]



Products	100% Adjusted Consump. of Cur. Month	Avrg. Consump. of Last 6 Months	CWH Level	MOS	RWH Level	MOS	Upazila Level	MOS	Field Level
Condom	11,682,888	11,804,129	7,890,600	0.7	119,800,520	10.1	63,113,648	5.3	26,113,648
Shukhi	8,768,892	8,836,871	2,897,280	0.3	65,507,332	7.4	47,684,145	5.4	21,684,145
IUD	17,241	23,654	744,250	31.5	48,286	2	56,936	2.4	2,936
Injectables	1,112,566	1,134,230	10,019,300	8.8	1,795,800	1.6	2,252,932	2	2,932
Implant	16,264	23,443	657,026	28	66,619	2.8	40,109	1.7	2,109
DDSKits	5,903	5,885	37,694	6.4	44,127	7.5	14,284	2.4	2,284

5. Stock Status by product at Upazila Store and Field:

a. Condom:

Stock Status at Upazila Store and Field on June 2013

[Reporting rate 100%]



b. Oral Pill:

Stock Status at Upazila Store and Field on June 2013

[Reporting rate 100%]

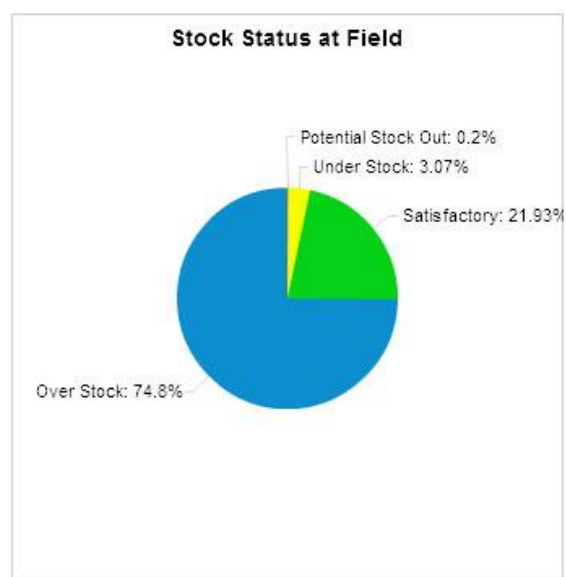
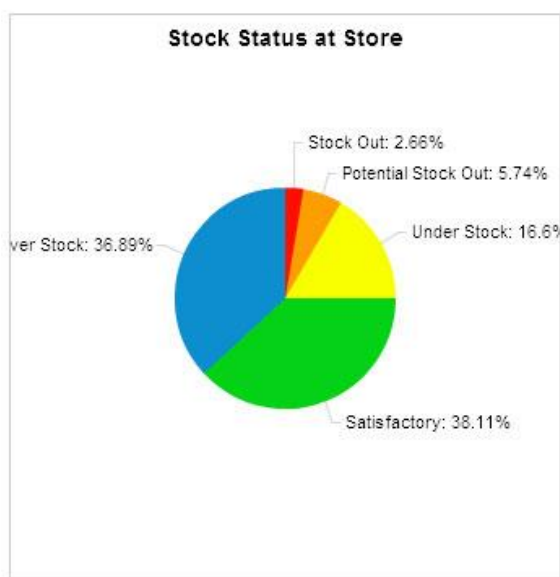


Family Planning Monthly Logistics Report

c. IUD:

Stock Status at Upazila Store and Field on June 2013

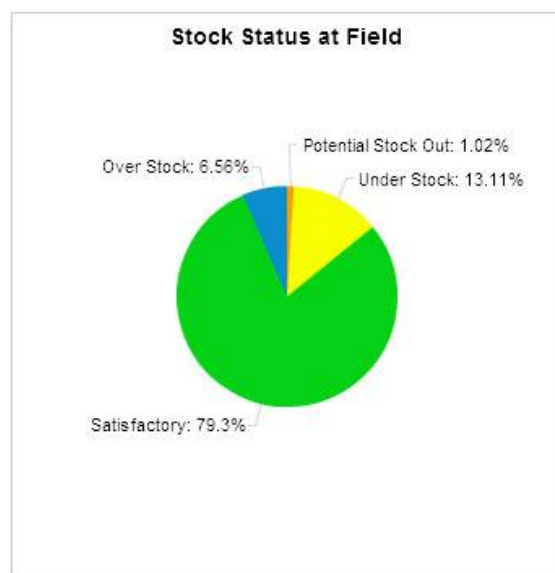
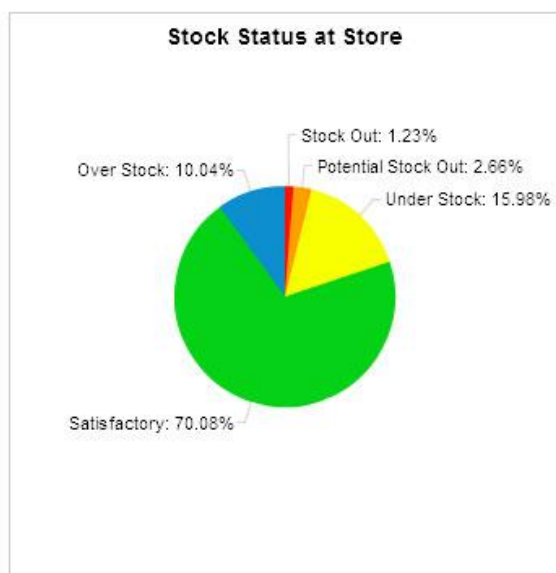
[Reporting rate 100%]



d. Injectables:

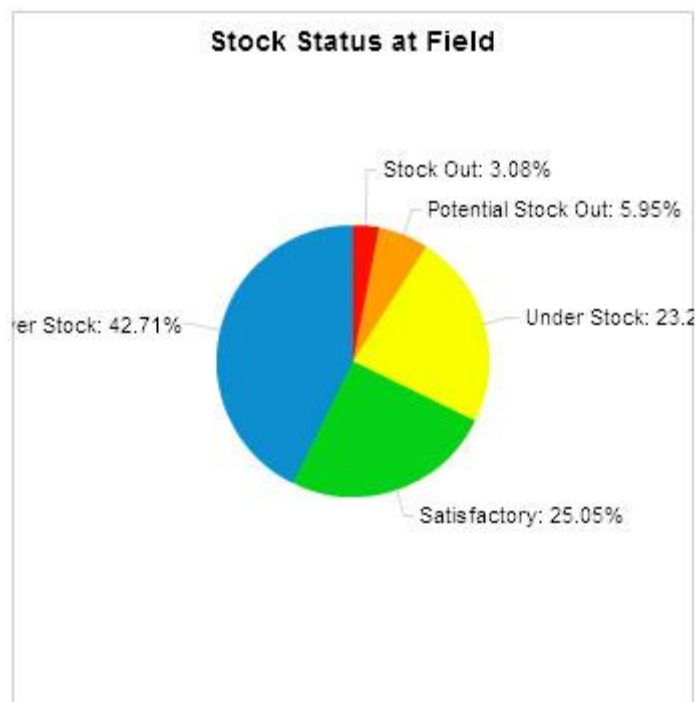
Stock Status at Upazila Store and Field on June 2013

[Reporting rate 100%]

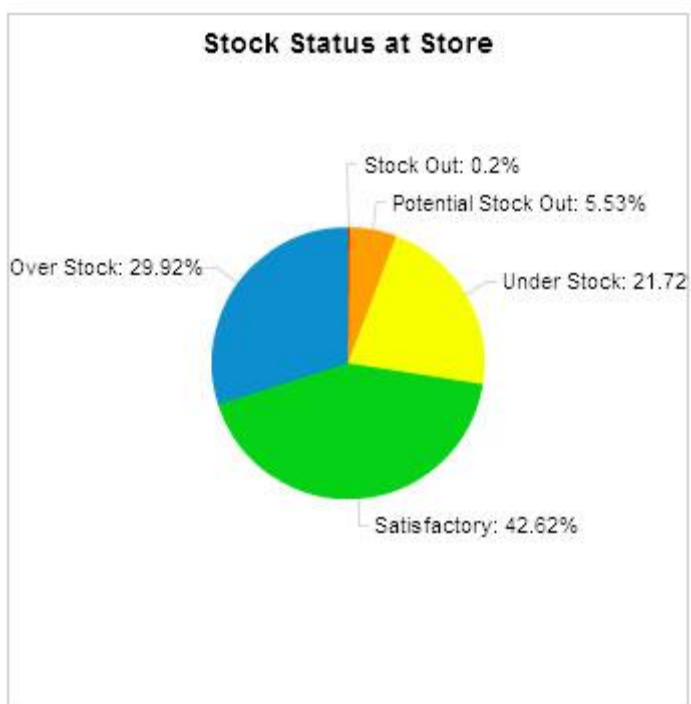


Family Planning Monthly Logistics Report

e. Implant:



f. DDS Kits:



Family Planning Monthly Logistics Report

6. Stock Status by product at Regional Warehouses

SL	WH Name	Condom CBL	Condom AMD	Condom MOS	Shukhi CBL	Shukhi AMD	Shukhi MOS	IUD CBL	IUD AMD	IUD MOS	Injectables CBL	Injectables AMD	Injectables MOS	Implant CBL	Implant AMD	Implant MOS	DDSKits CBL	DDSKits AMD	DDSKits MOS
1	Bandarban RWH	210,600	32,713	6.44	247,260	21,688	11.40	150	99	1.52	10,000	4,038	2.48	244	152	1.61	64	34	1.88
2	Bhola RWH	248,400	143,138	1.74	432,000	103,325	4.18	950	401	2.37	75,000	46,572	1.61	2,588	323	8.01	496	106	4.68
3	Bogra RWH	20,545,000	580,261	36.67	6,619,680	501,773	13.19	2,390	851	2.81	94,600	43,163	2.19	5,396	1,756	3.07	12,545	345	36.36
4	Chittagong RWH	40,230,320	677,529	59.38	32,393,542	407,766	79.44	7,350	1,635	4.50	95,000	71,584	1.33	4,688	1,357	3.45	12,590	403	31.24
5	Comilla RWH	1,875,000	1,040,780	1.80	724,320	470,966	1.54	2,900	1,706	1.70	157,000	89,374	1.76	1,561	1,082	1.44	273	517	0.53
6	Dhaka CWH	7,890,600	1,858,099	4.25	2,897,280	951,730	3.04	744,250	3,796	196.06	10,019,300	125,624	79.76	657,026	2,073	316.94	37,694	448	84.14
7	Dinajpur RWH	1,524,000	209,785	7.26	1,720,800	402,212	4.28	1,300	749	1.74	82,000	46,294	1.77	2,704	1,361	1.99	361	269	1.34
8	Faridpur RWH	1,044,000	727,910	1.43	1,069,920	536,356	1.99	3,150	1,768	1.78	129,000	60,093	2.15	3,920	1,662	2.36	563	497	1.13
9	Jamalpur RWH	3,354,000	404,114	8.30	1,242,720	320,274	3.88	1,200	637	1.88	75,800	40,113	1.89	1,844	735	2.51	595	185	3.22
10	Jessore RWH	1,056,000	536,211	1.97	639,360	429,714	1.49	1,450	1,116	1.30	114,500	59,979	1.91	1,820	1,163	1.56	391	327	1.20
11	Khulna RWH	32,372,600	776,247	41.70	5,173,920	540,553	9.57	2,250	1,252	1.80	112,100	55,618	2.02	2,766	1,035	2.67	13,007	379	34.32
12	Kushtia RWH	1,482,000	356,627	4.16	1,596,960	226,882	7.04	350	393	0.89	84,000	41,081	2.04	1,468	652	2.25	270	154	1.75
13	Mymensingh RWH	2,249,400	946,216	2.38	908,640	961,686	0.94	7,350	1,870	3.93	159,500	61,837	2.58	4,912	1,932	2.54	380	458	0.83
14	Noakhali RWH	1,641,000	362,121	4.53	1,834,560	199,195	9.21	4,050	937	4.32	95,300	46,943	2.03	3,450	551	6.26	443	232	1.91
15	Pabna RWH	2,196,000	509,029	4.31	2,748,960	428,522	6.41	3,100	1,128	2.75	139,000	57,077	2.44	10,500	556	18.88	779	207	3.76
16	Patuakhali RWH	1,836,600	122,582	14.98	365,760	168,430	2.17	1,100	674	1.63	27,900	32,555	0.86	2,250	827	2.72	16	147	0.11
17	Rajshahi RWH	1,086,000	690,476	1.57	3,516,480	408,629	8.61	1,346	655	2.05	96,500	49,735	1.94	5,323	1,390	3.83	242	195	1.24
18	Rangamati RWH	2,337,600	56,137	41.64	570,240	38,222	14.92	300	82	3.66	14,000	3,648	3.84	800	139	5.76	169	47	3.60
19	Rangpur RWH	1,716,000	586,405	2.93	2,073,600	930,260	2.23	1,800	1,981	0.91	100,000	120,400	0.83	4,868	2,975	1.64	405	421	0.96
20	Sylhet RWH	1,314,000	727,636	1.81	576,000	427,129	1.35	2,800	1,402	2.00	89,600	46,412	1.93	2,389	1,059	2.26	164	373	0.44
21	Tangail RWH	1,482,000	480,780	3.08	1,052,610	362,163	2.91	3,000	522	5.75	45,000	32,249	1.40	3,128	664	4.71	374	159	2.35
Total		127,691,120	11,804,796		68,404,612	8,837,475		792,536	23,654		11,815,100	1,134,389		723,645	23,444		81,821	5,903	

Family Planning Monthly Logistics Report

7. Month-wise consumption of products for last 12-months

Condom:



Oral Pill:



IUD:



Injectables:



Implant:



DDS Kits:



Family Planning Monthly Logistics Report

8. Report on Upazila and Warehouse having stock out in last month

Report on Upazila and Warehouse having stockout - June, 2013

[Reporting rate 100%]

[illegible]