

FAMILY PLANNING MONTHLY LOGISTICS REPORT

July 2013



Management Information System (MIS)
Directorate General of Family Planning (DGFP)

6, Kawran Bazar, Dhaka1215

Email: dirmisfp@gmail.com, dirlsdgfp@gmail.com
www.dgfplmis.org

Family Planning Monthly Logistics Report

INJECTABLES – Current stock of 15.3m will be used by August 2014. 2011-12 Pool fund 10m – Commodity received in full. 2011-12 GoB (Development) - 2.0m: Commodity received in full. 2012-13 GoB development 2.0m: Commodity received in full. GoB revenue 2.3m: Commodity received in full. 2012-13 Pool fund 9.9m: Contract signed on 19 June 2013.

IMPLANT – Current stock is 0.812 m and this can be used up to October 2015. 2011-12 Pool fund (0.39m single rod): Commodity received in full. 2011-12 Pool fund (0.112m 2- rod) – Commodity received in full. 2011-12 GoB revenue fund: 0.314m single rod – Commodity received in full. 2012-13 Pool fund (0.245m single rod) - Contract signed on 27 June 2013. 2012-13 GoB-development (0.107m single rod) - Contract signed on 27 June 2013.

DDS KITS Current national stock is 0.089 m which can be used up to September 2014. 2011-12 GoB revenue (14,845 Kits): commodity received in full and 2011-12 Pool fund 60,000 pcs: commodity received in full. 2012-13 Pool fund (0.060m) - Commodity received in full. 2012-13 GoB-developments (0.015m) - Commodity received in full.

Family Planning Monthly Logistics Report

2. National receipts quantity by product by Month

Contraceptive Received Report

Month: July, 2013

Items	Supplier	Receiver	Date Receipts	Qty	Remarks
DDS KITS					
TOTAL					
Injectables (Provera)					
TOTAL					
Tab. Misoprostol					
TOTAL					

3. Contraceptive Summary Report by month

Contraceptive Summary Report of July 2013

[Reporting rate 100%]



■ MOS less than 4.0
 ■ MOS 4.0 - 7.9
 ■ MOS 8.0 and above

MOS = Month of Stock



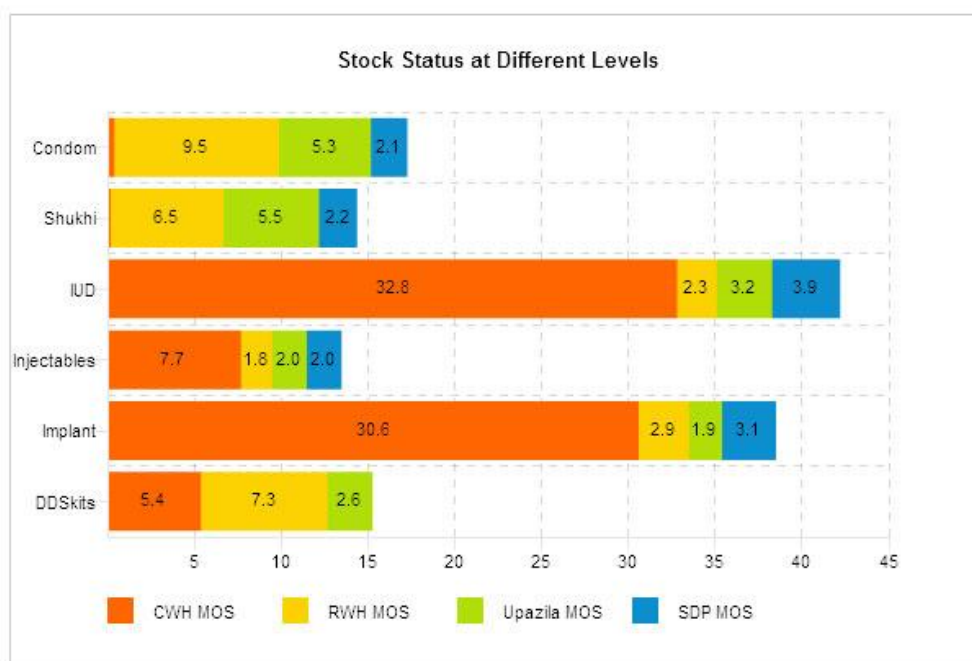
SL	Name of Products	Reported Consumption	Adjusted Consumption	Reported Closing Balance	Adjusted Closing Balance	Average Monthly Consumption	MOS
1	Condom	11,936,576	11,936,576	204,960,904	204,960,904	11,804,078	17.4
2	Shukhi	8,919,981	8,919,981	127,229,932	127,229,932	8,813,286	14.4
3	IUD	15,936	15,936	922,645	922,645	21,882	42.2
4	Injectables	1,191,482	1,191,482	15,218,659	15,218,659	1,133,735	13.4
5	Implant	14,865	14,865	813,040	813,040	21,119	38.5
6	DDSKits	6,102	6,102	90,088	90,088	5,915	15.2

[Show All](#)

4. Report of Stock Status at Different Levels

Report of Stock Status at Different Levels on July 2013

[Reporting rate 100%]



Products	100% Adjusted Consump. of Cur. Month	Avrg. Consump. of Last 6 Months	CWH Level	MOS	RWH Level	MOS	Upazila Level	MOS	Field L
Condom	11,936,576	11,804,078	5,136,600	0.4	111,822,920	9.5	62,841,710	5.3	25
Shukhi	8,919,981	8,813,286	1,991,520	0.2	57,407,932	6.5	48,143,317	5.5	19
IUD	15,936	21,882	717,950	32.8	50,984	2.3	69,250	3.2	
Injectables	1,191,482	1,133,735	8,732,900	7.7	2,013,000	1.8	2,237,564	2	2
Implant	14,865	21,119	646,226	30.6	61,661	2.9	39,929	1.9	
DDSKits	6,102	5,915	32,047	5.4	42,994	7.3	15,121	2.6	

5. Stock Status by product at Upazila Store and Field:

a. Condom:

Stock Status at Upazila Store and Field on July 2013

[Reporting rate 100%]



b. Oral Pill:

Stock Status at Upazila Store and Field on July 2013

[Reporting rate 100%]



Family Planning Monthly Logistics Report

c. IUD:

Stock Status at Upazila Store and Field on July 2013

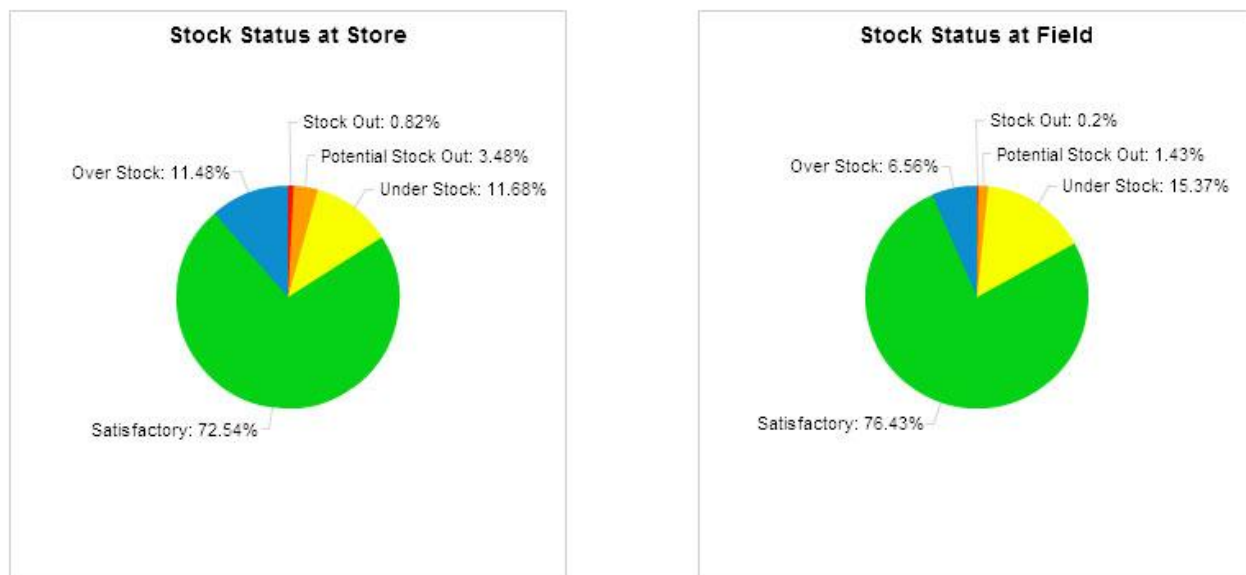
[Reporting rate 100%]



d. Injectables:

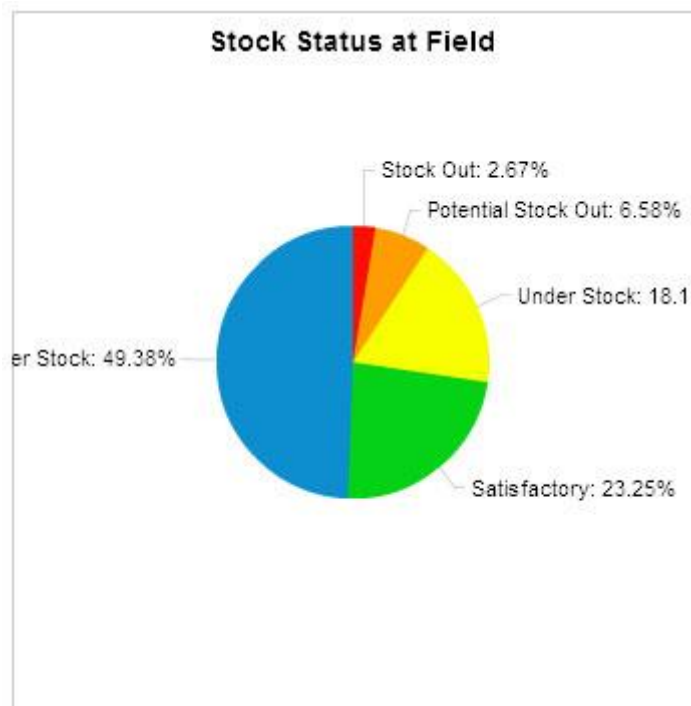
Stock Status at Upazila Store and Field on July 2013

[Reporting rate 100%]

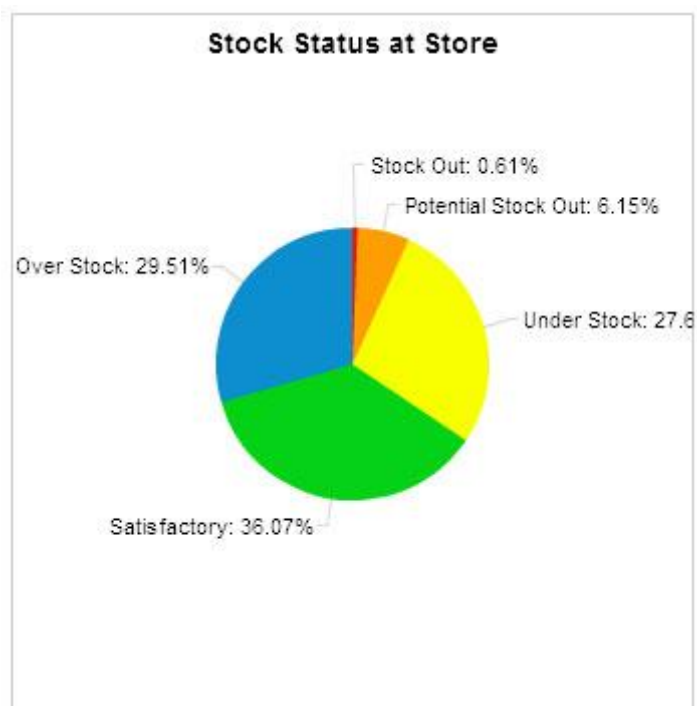


Family Planning Monthly Logistics Report

e. Implant:



f. DDS Kits:



Family Planning Monthly Logistics Report

6. Stock Status by product at Regional Warehouses

SL	WH Name	Condom CBL	Condom AMD	Condom MOS	Shukhi CBL	Shukhi AMD	Shukhi MOS	IUD CBL	IUD AMD	IUD MOS	Injectables CBL	Injectables AMD	Injectables MOS	Implant CBL	Implant AMD	Implant MOS	DDSKits CBL	DDSKits AMD	DDSKits MOS
1	Bandarban RWH	178,200	32,240	5.53	226,260	21,490	10.53	350	92	3.80	10,000	3,992	2.51	144	148	0.97	41	36	1.14
2	Bhola RWH	189,000	146,850	1.29	411,840	103,312	3.99	1,000	367	2.72	99,000	47,000	2.11	2,588	284	9.11	416	135	3.08
3	Bogra RWH	17,113,000	568,402	30.11	7,056,000	499,662	14.12	990	788	1.26	45,700	43,061	1.06	4,492	1,540	2.92	11,835	331	35.76
4	Chittagong RWH	39,666,320	683,700	58.02	26,178,502	410,585	63.76	3,650	1,538	2.37	206,000	71,321	2.89	4,004	1,214	3.30	11,530	401	28.75
5	Comilla RWH	915,000	1,045,692	0.88	731,520	471,350	1.55	4,000	1,568	2.55	193,000	89,404	2.16	1,161	992	1.17	417	494	0.84
6	Dhaka CWH	5,136,600	1,836,061	2.80	1,991,520	942,168	2.11	717,950	3,497	205.30	8,732,900	124,179	70.33	646,226	1,837	351.78	32,047	495	64.74
7	Dinajpur RWH	1,350,000	209,172	6.45	1,380,960	400,181	3.45	1,800	695	2.59	108,000	46,392	2.28	2,576	1,209	2.13	632	269	2.35
8	Faridpur RWH	1,470,000	730,847	2.01	940,320	536,694	1.75	5,450	1,643	3.32	128,000	59,983	2.13	2,228	1,552	1.44	514	537	0.96
9	Jamalpur RWH	2,970,000	408,148	7.28	1,380,960	321,031	4.30	1,800	565	3.19	79,500	40,637	1.96	3,844	668	5.75	405	155	2.61
10	Jessore RWH	540,000	535,449	1.01	302,400	427,329	0.71	2,800	1,028	2.72	134,900	59,934	2.25	1,728	1,031	1.68	271	340	0.80
11	Khulna RWH	30,830,600	764,947	40.30	5,436,000	536,335	10.14	2,900	1,190	2.44	115,500	55,232	2.09	1,784	984	1.81	12,194	376	32.43
12	Kushtia RWH	1,224,000	351,410	3.48	1,380,960	224,693	6.15	1,200	366	3.28	84,500	41,299	2.05	3,404	531	6.41	477	171	2.79
13	Mymensingh RWH	1,727,400	949,402	1.82	707,040	959,336	0.74	4,550	1,654	2.75	129,500	61,860	2.09	3,944	1,739	2.27	510	450	1.13
14	Noakhali RWH	1,383,000	364,740	3.79	1,563,840	198,623	7.87	3,250	862	3.77	85,800	46,982	1.83	2,750	489	5.62	341	227	1.50
15	Pabna RWH	2,598,000	511,091	5.08	2,244,960	430,231	5.22	3,000	1,054	2.85	129,000	57,195	2.26	10,200	496	20.56	661	209	3.16
16	Patuakhali RWH	1,752,600	120,183	14.58	321,120	168,215	1.91	1,850	644	2.87	62,000	32,641	1.90	1,050	777	1.35	641	181	3.54
17	Rajshahi RWH	2,028,000	691,911	2.93	3,422,880	405,294	8.45	1,594	611	2.61	117,200	49,517	2.37	4,623	1,234	3.75	346	245	1.41
18	Rangamati RWH	2,299,800	56,015	41.06	519,840	38,831	13.39	200	80	2.50	8,000	3,661	2.17	600	123	4.88	110	57	1.93
19	Rangpur RWH	1,386,000	584,721	2.37	1,941,120	929,777	2.09	4,500	1,863	2.42	125,000	120,893	1.03	7,180	2,698	2.66	647	452	1.43
20	Sylhet RWH	900,000	726,509	1.24	475,200	425,516	1.12	3,700	1,288	2.67	91,400	46,127	1.98	1,689	976	1.73	548	360	1.52
21	Tangail RWH	1,302,000	486,588	2.68	786,210	362,633	2.17	2,400	489	4.91	63,000	32,405	1.94	1,672	597	2.80	458	181	2.53
Total		116,959,520	11,804,078		59,399,452	8,813,286		768,934	21,882		10,745,900	1,133,735		707,887	21,119		75,041	6,102	

Family Planning Monthly Logistics Report

7. Month-wise consumption of products for last 12-months

Condom:



Oral Pill:



IUD:



Injectables:



Implant:



DDS Kits:



8. Report on Upazila and Warehouse having stock out in last month

Report on Upazila and Warehouse having stockout - July, 2013

[Reporting rate 100%]

SL	Products Name	No of Stockout WH	% of Stockout WH	View WH List	No of Stockout Upazila Store	% of Stockout Upazila Store	View Upazila store List	No of Stockout Upazila Field	% of Stockout Upazila Field	View Upazila Field List
1	Condom	0	0%	☰	0	0%	☰	0	0%	☰
2	Shukhi	0	0%	☰	0	0%	☰	0	0%	☰
3	IUD	0	0%	☰	2	0%	☰	2	0%	☰
4	Injectables	0	0%	☰	4	1%	☰	1	0%	☰
5	Implant	0	0%	☰				9	2%	☰
6	DDS Kits	0	0%	☰	3	1%	☰			
7	ECP	21	100%	☰	476	98%	☰	313	64%	☰
8	Disposable Syringe	0	0%	☰	0	0%	☰	0	0%	☰
9	Saree	0	0%	☰	252	52%	☰	35	7%	☰
10	Lunjee	0	0%	☰	264	54%	☰	33	7%	☰
11	Tubectomy MSR Kit	21	100%	☰	488	100%	☰	488	100%	☰
12	IUD MSR Kit	21	100%	☰	488	100%	☰	488	100%	☰
13	Vasectomy MSR Kit	21	100%	☰	488	100%	☰	488	100%	☰