

FAMILY PLANNING MONTHLY LOGISTICS REPORT

January 2014



পরিবার পরিকল্পনা অধিদপ্তর

Management Information System (MIS)
Directorate General of Family Planning (DGFP)

6, Kawran Bazar, Dhaka 1215

Email: dirmisfp@gmail.com, dirlsdgfp@gmail.com
www.dgfplmis.org

Forwarding Letter-1

Forwarding Letter-2

Table Of Contents

	Page
1. DGFP Stock Status Report	1-2
2. National Receipts Quantity by Product by Month	3
3. Contraceptive Summary Report	4
4. Stock Status Report at Different Levels	5
5. Contraceptive Stock Status at Upazila Store and Field	6-10
6. Contraceptive Stock Status by Product at Regional Warehouses	11
7. Month-wise Consumption Trend	12-14
8. Report on Upazila and Warehouse Having Stock Out in last month	15

DGFP STOCK STATUS REPORT**
January 2014 (Updated 06 February 2014)

Year	2014												2015												2016											
Month	2	3	4	5	6	7	8	9	10	11	12	1	2	3	4	5	6	7	8	9	10	11	12	1	2	3	4	5	6	7	8	9	10	11	12	
Min.-Max.								Min.																												
Product																																				
Condom	CS (168.2m) - 13 mon												2012-13 (GoB/Revenue 113.2m)																							
*AMC = 11.64m	GoB (Revenue) 150m: 36.8m received as of 31 January 2014 and awaiting receipts of 113.2m.																																			
	2013-14 (Pool fund) -50m																																			
Pill	CS (119.9m) - 14 mon.												2012-13 (Pool fund 106.2m)																							
*AMC = 8.94m	Pool fund 150m: 43.8m received as of 31 Jan 2014, awaiting receipts of 106.2m																																			
	2013-14 (Pool fund 50m)- 42m: TEC held on 30 Jan 2014. BER sent to WB on 06 Feb 2014 for NOC. 8m: BER to be sent to WB on 09 Feb 2014 for NOC.																																			
	2013-14 (Pool fund) -0.4m																																			
IUD	CS (0.798 m) - 31 mon.																																			
*AMC = 23,379	2013-14 (Pool fund) - 0.4m- NOA issued and awaiting contract signing.																																			
Injectables	CS (18.2 m) - 16 mon.												2013-14 (Pool fund) -12m																							
*AMC = 1.14m	GoB development 2.0m: Commodity received in full.																																			
	GoB revenue 2.3m: Commodity received in full.																																			
	Pool fund 9.9 m: Commodity received in full.																																			
	2013-14 (Pool fund) 12 m- Awaiting NOC of BER from WB.																																			
	2012-13 GoB-development (0.107m single rod)																																			
Implant	CS (1.07 m) - 32 mon.																																			
*AMC = 21,918	Pool fund (0.245m single rod)- Commodity received in full																																			
	GoB-development (0.107m single rod)- Commodity received in full.																																			
	2013-14 Gov (Dev.)-0.0095m																																			
DDS Kit	CS (0.055 m) - 09 mon.												2013-14 (Pool fund) -0.065m																							
*AMC = 5,786	GoB-development (0.015m)- Commodity received in full																																			
	Pool fund (0.060m)- Commodity received in full																																			
	2013-14 Gov (Dev.)-0.010m-0.0005m received as of 31 January 2014; awaiting receipts of 0.0095m																																			
	2013-14 (Pool fund) -0.065m- Awaiting NOC of BER from WB.																																			

Legend:

- Current Stock of contraceptives
- To be received
- 2013-14 - planned

CS = Current Stock
 AMC = Average Monthly Consumption
 BER = Bid Evaluation Report
 TEC = Technical Evaluation Committee
 NOC = No Objection Certificate
 NOA = Notification of Award

Data Sources: DGFPI & S unit, DGFP LMIS web site - <http://www.dgfp.lmis.org>, Central Warehouse WIMS data, Approved DGFP procurement plan

**This report is generated using the "Pipeline Software" which considers "Projected Consumption".

DGFP STOCK STATUS REPORT

Updated 06 February 2014

CONDOM - Current national stock 168.2 m and this stock can be used up to February 2015. FY 2012-13 GoB (Revenue) 150m: 36.8m received as of 31 January 2014 and awaiting receipts of 113.2m.

PILL - Current national stock of pill is 119.9 m cycles which will go up to March 2015. FY 2012-13 Pool fund 150m: 43.8m received as of 31 Jan 2014, awaiting receipts of 106.2m. FY 2013-14 (Pool fund) -50m - TEC held on 30 Jan 2014. BER sent to WB on 06 Feb 2014 for NOC. 8m: BER to be sent to WB on 09 Feb 2014 for NOC.

IUD - Current national stock is 0.798 m pcs and this stock can be used up to August 2016. FY 2013-14 (Pool fund) -0.4m- NOA issued and waiting for contract signing.

INJECTABLES - Current stock of 18.2m can be used up to May 2015. 2012-13 GoB development 2.0m: Commodity received in full. GoB revenue 2.3m: Commodity received in full. 2012-13 Pool fund 9.9m: Commodity received in full. 2013-14 (Pool fund) -12m- Awaiting NOC of BER from WB.

IMPLANT - Current stock is 1.07 m and this can be used up to September 2016. 2012-13 Pool fund (0.245m single rod) - Commodity received in full. 2012-13 GoB- Development (0.107m single rod) - Commodity received in full.

DDS KITS - Current national stock is 0.055m which can be used up to September 2014. 2012-13 GoB- developments (0.015m) - Commodity received in full. 2012-13 Pool fund (0.060m) - Commodity received in full. 2013-14 Gov (Dev.)-0.010m- 0.0005m received as of 31 January 2014; awaiting receipts of 0.0095m. 2013-14 (Pool fund) -0.065m- Awaiting NOC of BER from WB.

You can also download the previous reports from <http://dgfplmis.org/>

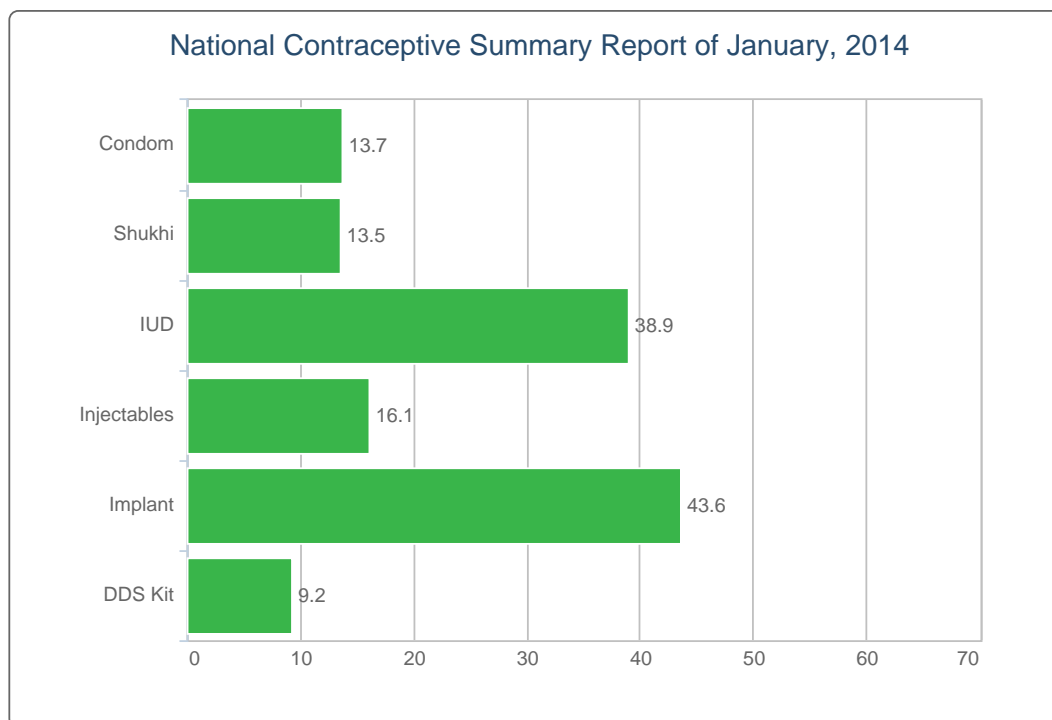
2. National Receipts Quantity by Product by Month

Contraceptive Received Report

Month: January, 2014

Item	Supplier	Receiver	Date Receipts	Qty	Remarks
<i>No National Receive This Month</i>					

3. Contraceptive Summary Report

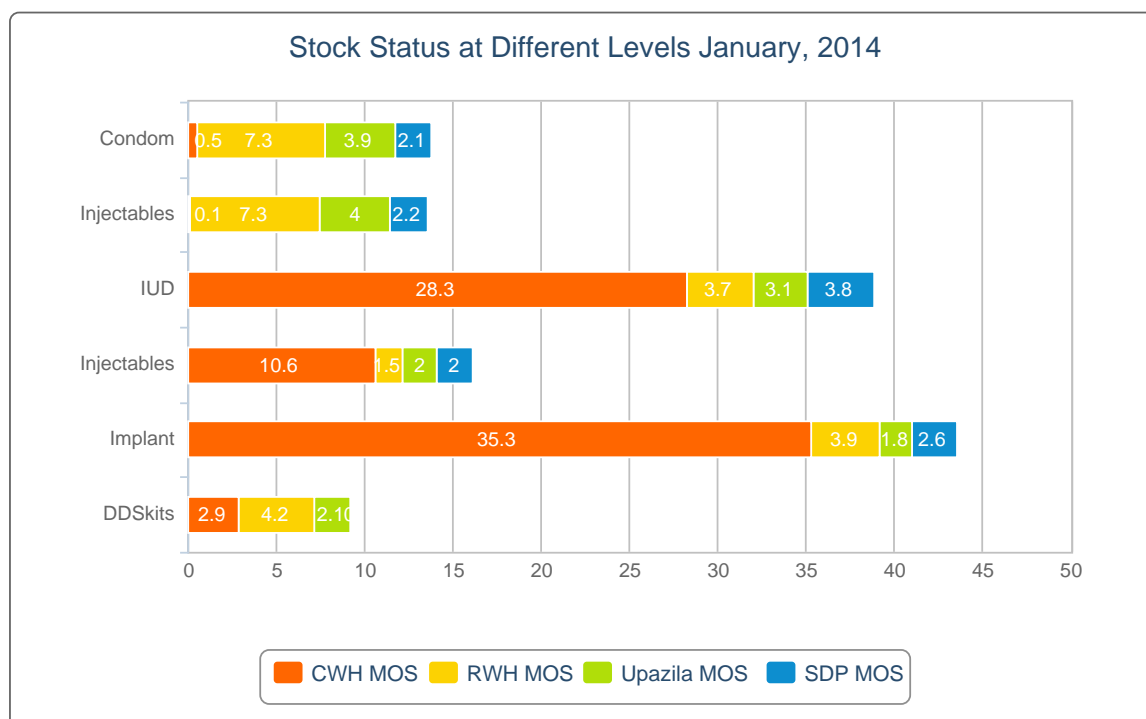


■ MOS less than 4.0
 ■ MOS 4.0 - 7.9
 ■ MOS 8.0 and above
 MOS = Month of Stock

National Contraceptive Summary Report of January, 2014

SL	Name of Products	Reported Consumption	Reported Closing Balance	Average Monthly Consumption	MOS
1	Condom	12,258,768	168,107,538	12,248,320	13.7
2	Shukhi	8,954,697	119,714,428	8,851,076	13.5
3	IUD	17,607	798,810	20,559	38.9
4	Injectables	1,160,335	18,339,738	1,137,023	16.1
5	Implant	26,798	1,068,920	24,505	43.6
6	DDS Kits	5,761	54,477	5,896	9.2

4. Stock Status Report at Different Levels

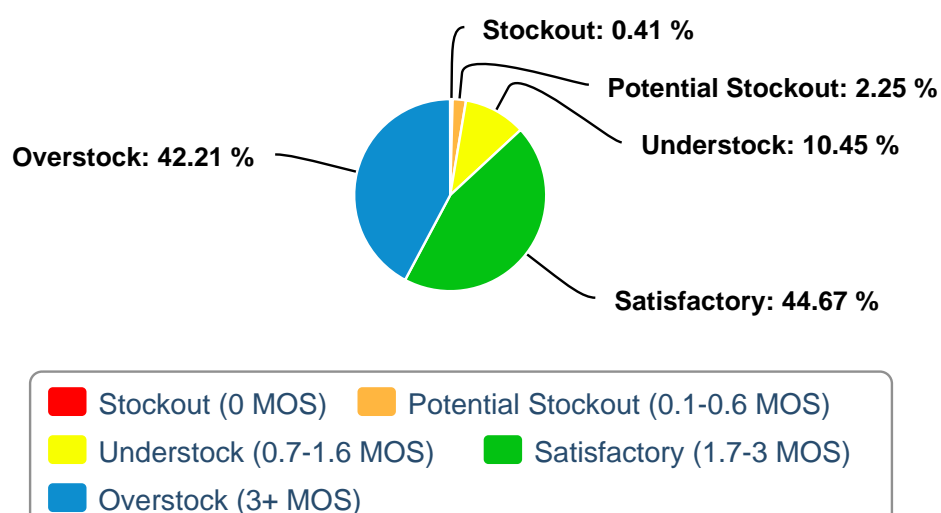


Stock Status at Different Levels January, 2014

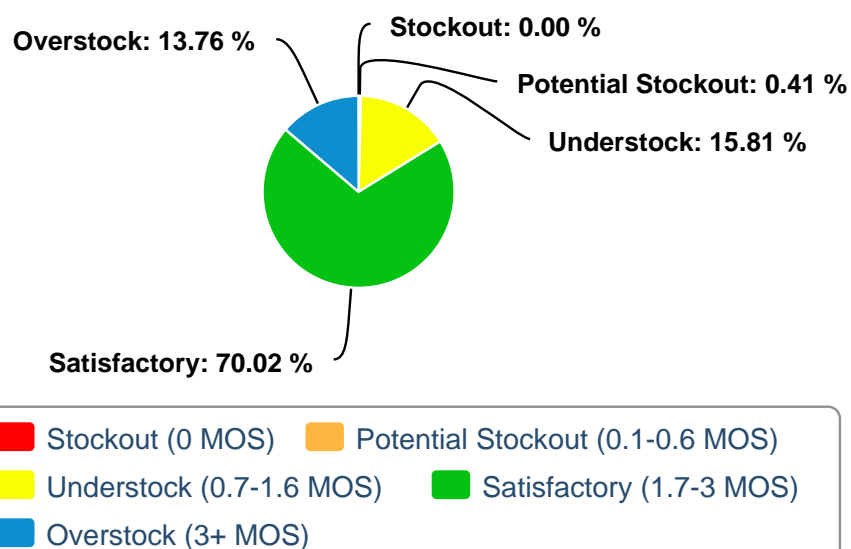
Products	100% Consumption of Cur. Month	Avg. Consumption of Last 6 Months	CWH Level	MO S	RWH Level	MO S	Upazila Level	MO S	Field Level	MO S	National Level	MO S
Condom	12,258,768	12,248,320	5,669,600	0.5	88,934,120	7.3	48,133,299	3.9	25,370,519	2.1	168,107,538	13.7
Shukhi	8,954,697	8,851,076	511,200	0.1	64,532,902	7.3	35,247,209	4	19,423,117	2.2	119,714,428	13.5
IUD	17,607	20,559	581,250	28.3	75,334	3.7	64,413	3.1	77,813	3.8	798,810	38.9
Injectables	1,160,335	1,137,023	12,064,300	10.6	1,744,100	1.5	2,282,030	2	2,249,308	2	18,339,738	16.1
Implant	26,798	24,505	864,926	35.3	95,549	3.9	44,185	1.8	64,260	2.6	1,068,920	43.6
DDS Kits	5,761	5,896	17,082	2.9	24,845	4.2	12,550	2.1			54,477	9.2

5. Contraceptive Stock Status at Upazila Store and Field

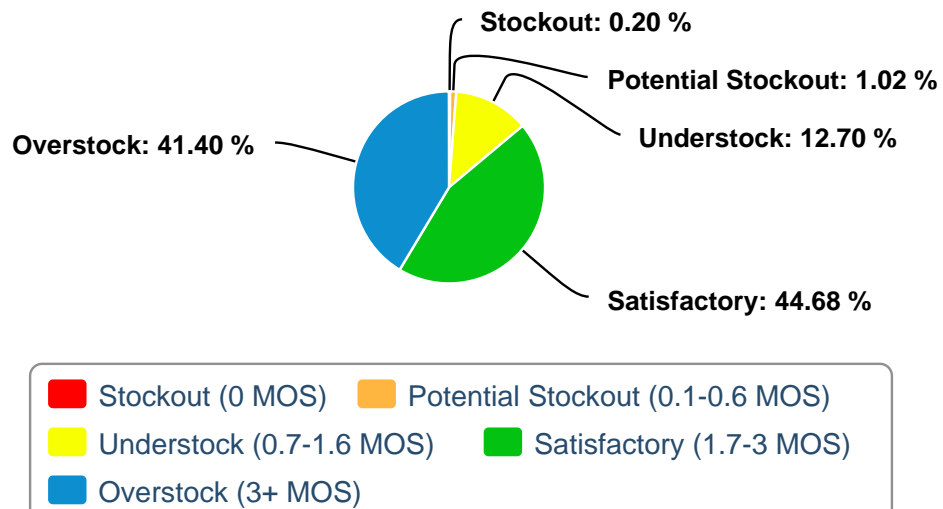
Stock Status of Condom at Store



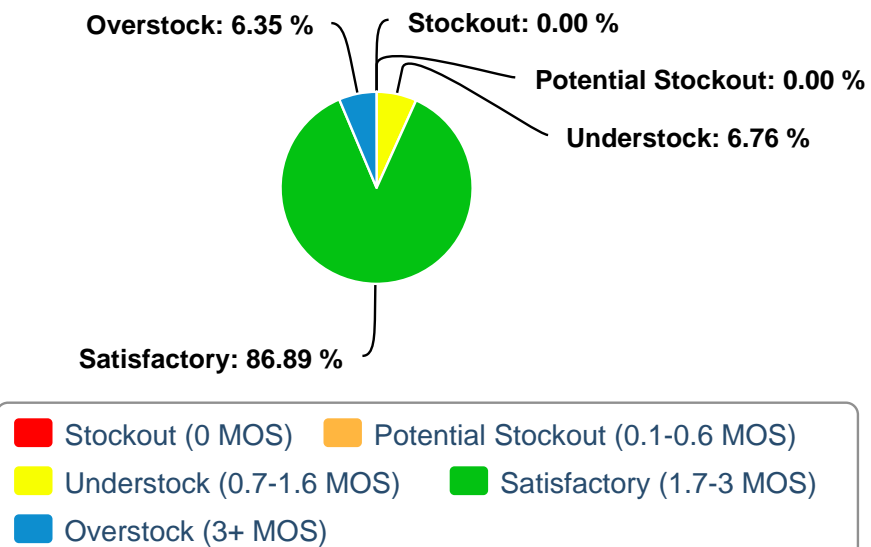
Stock Status of Condom at Field



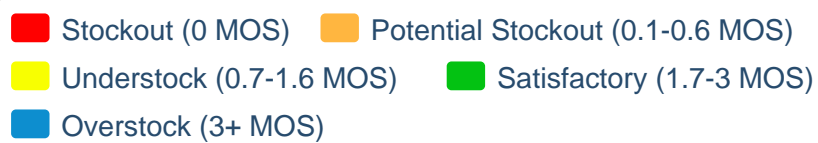
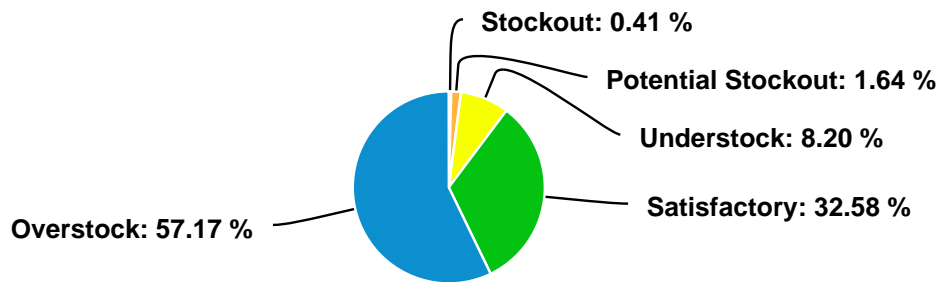
Stock Status of Shukhi at Store



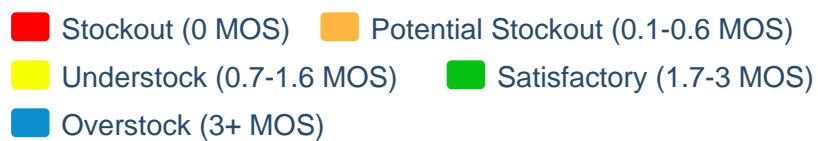
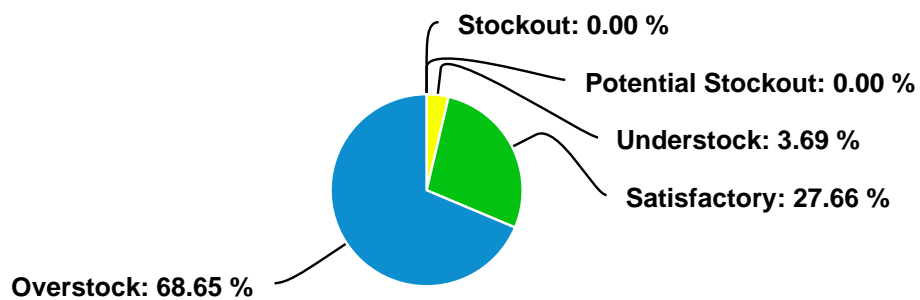
Stock Status of Shukhi at Field



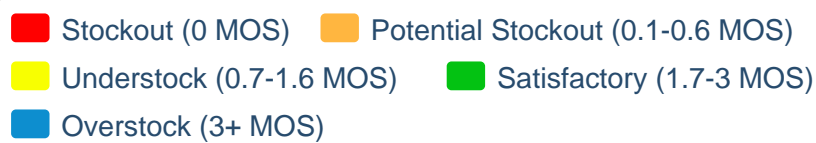
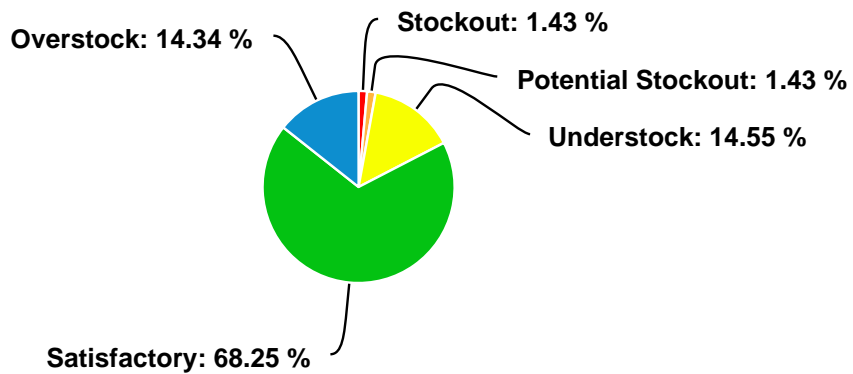
Stock Status of IUD at Store



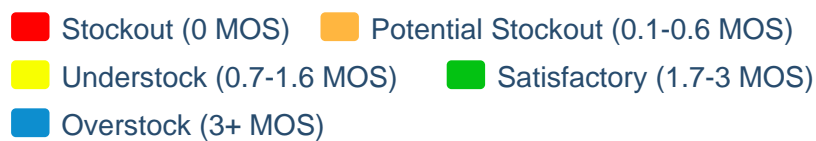
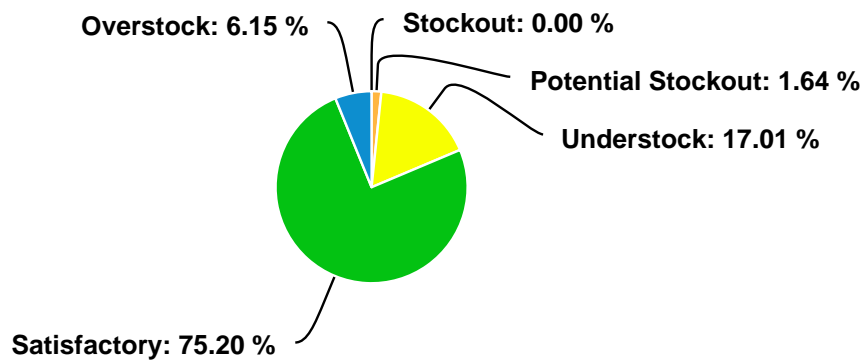
Stock Status of IUD at Field



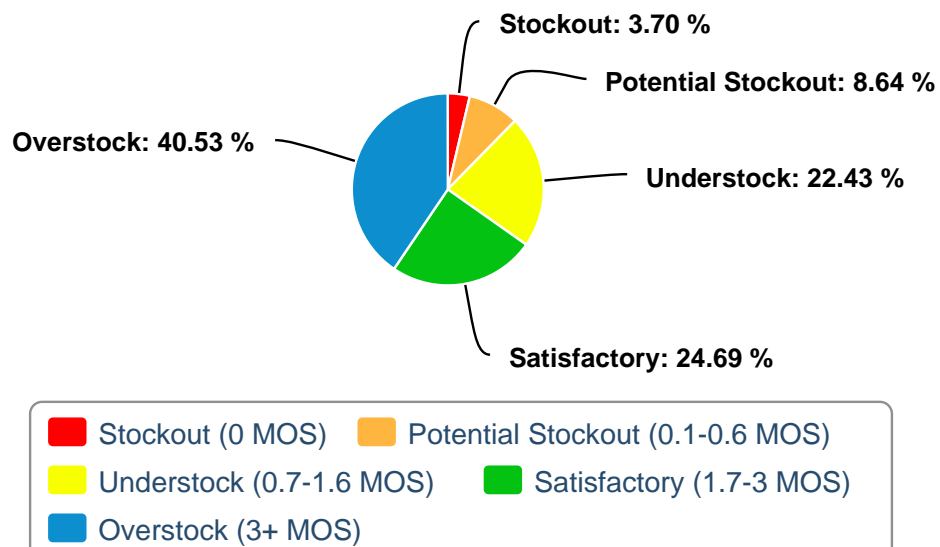
Stock Status of Injectables at Store



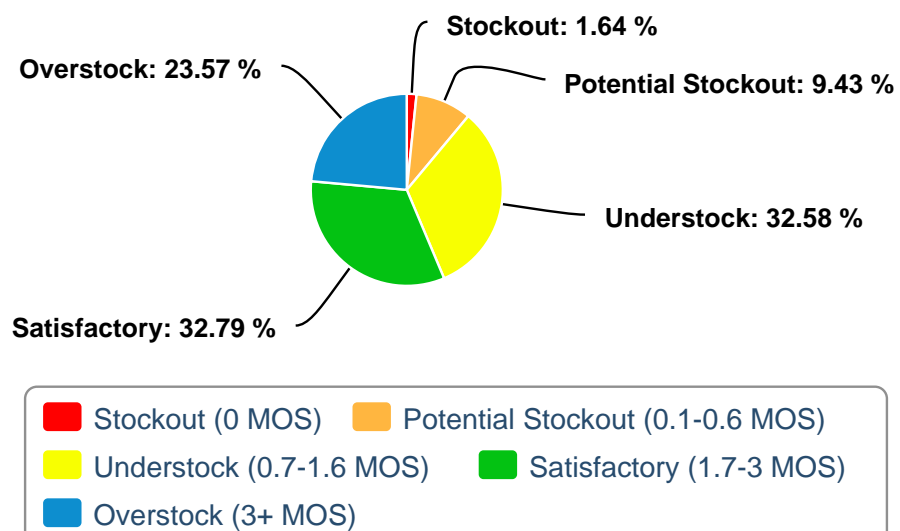
Stock Status of Injectables at Field



Stock Status of Implant at Field



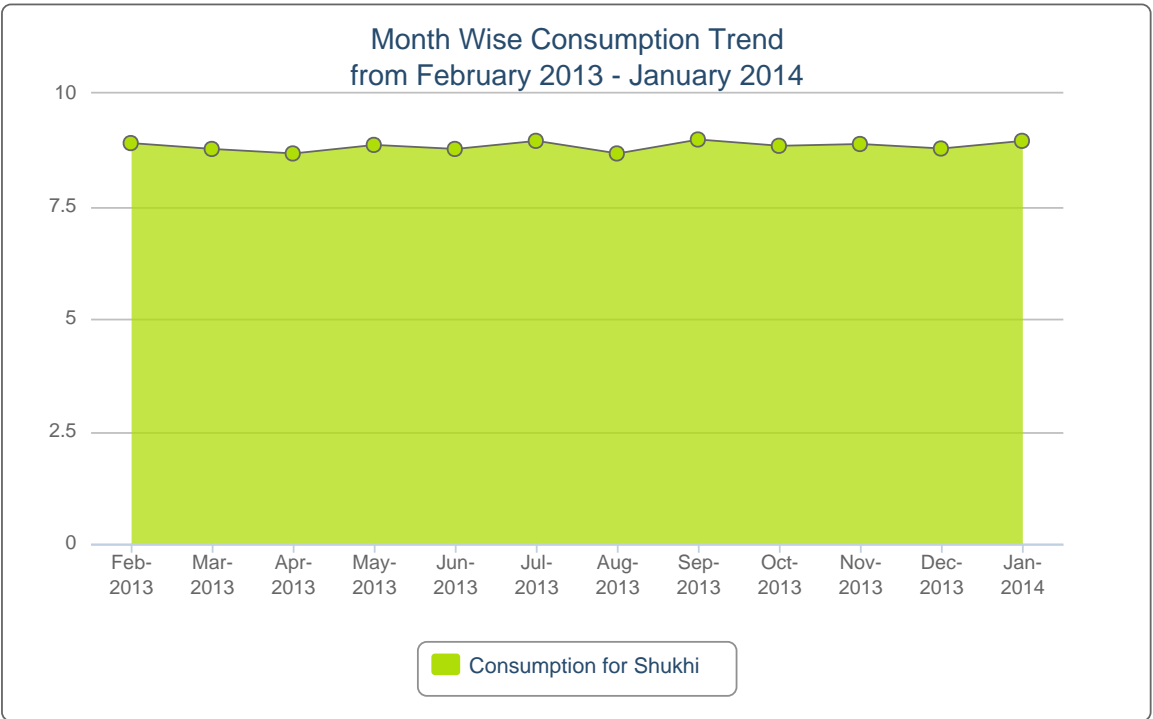
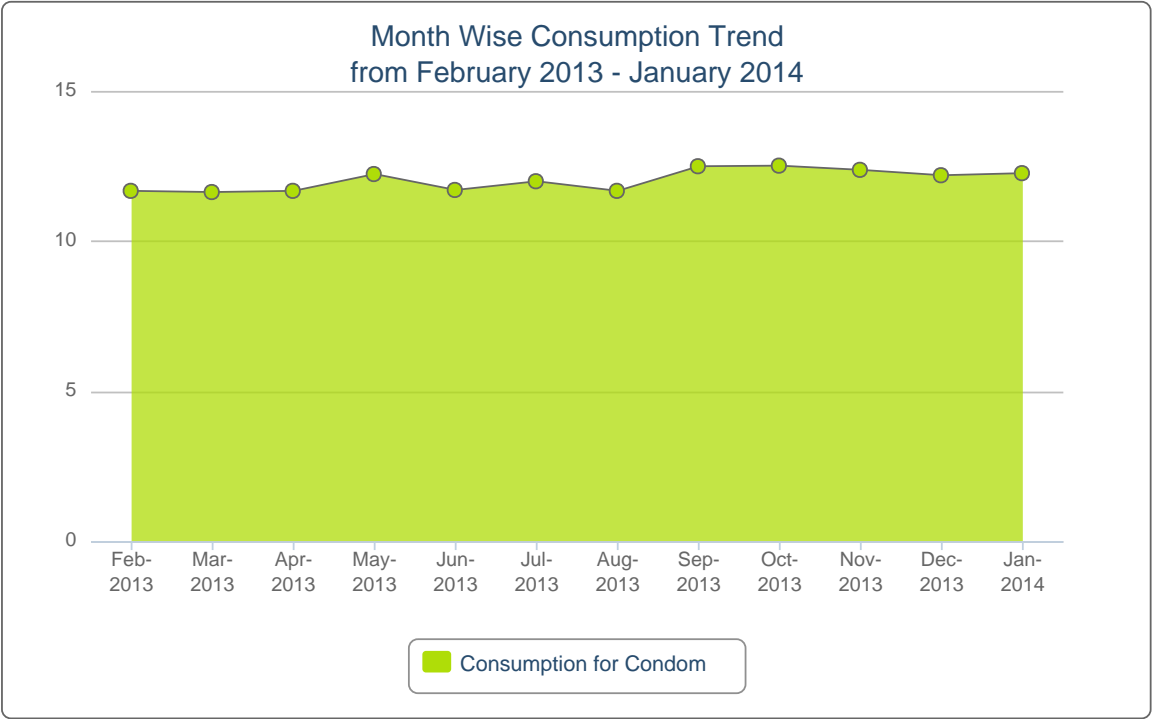
Stock Status of DDSKit at Store

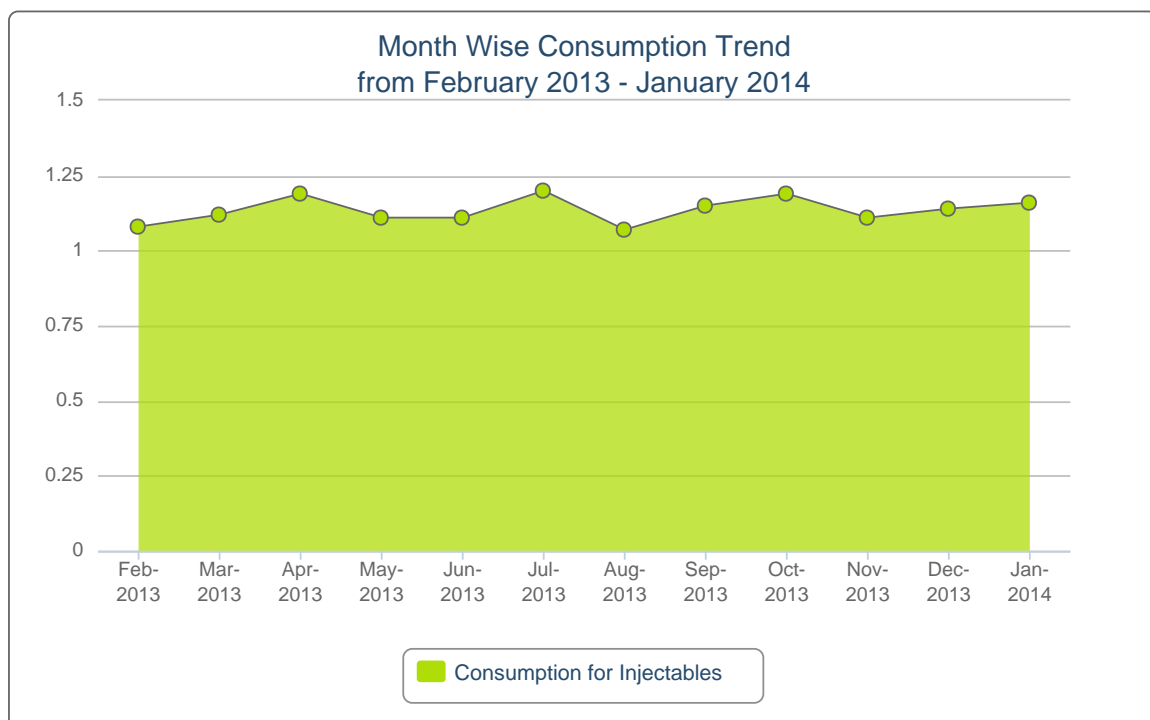
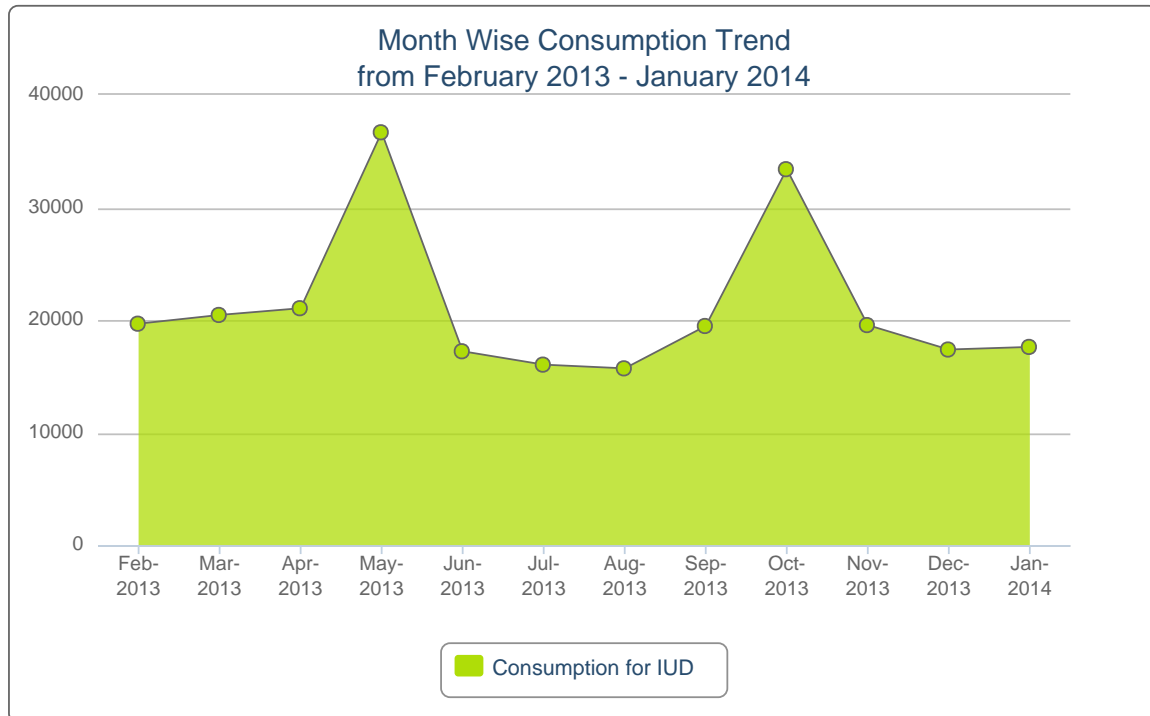


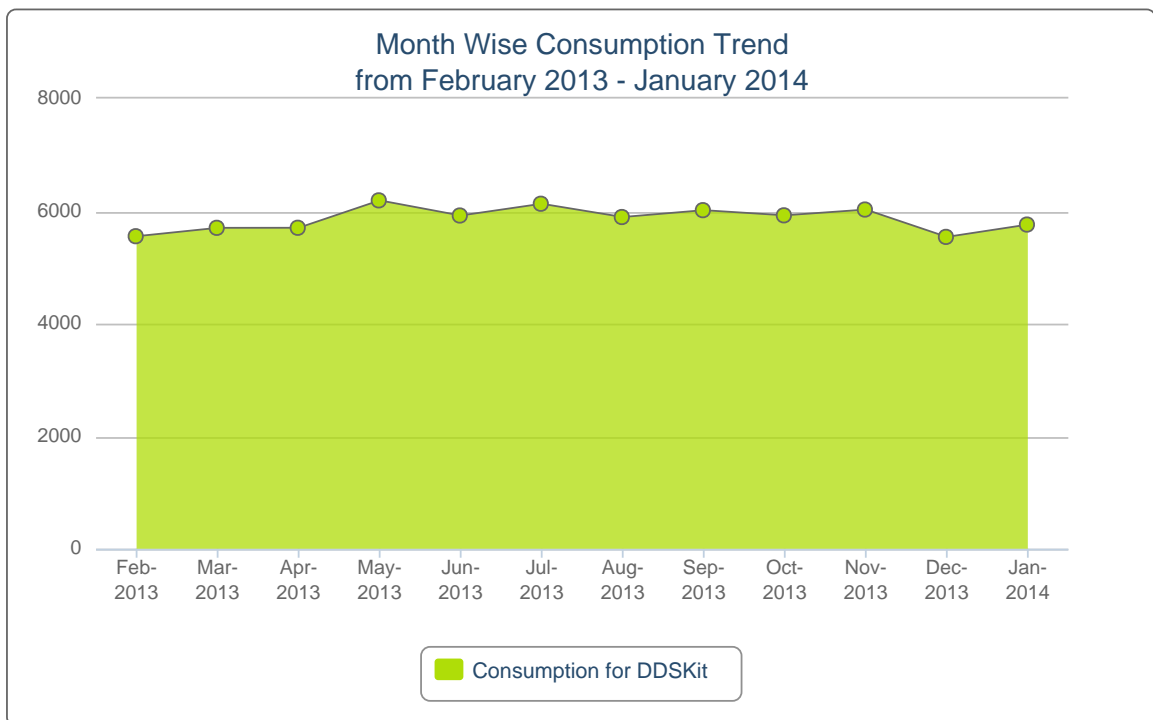
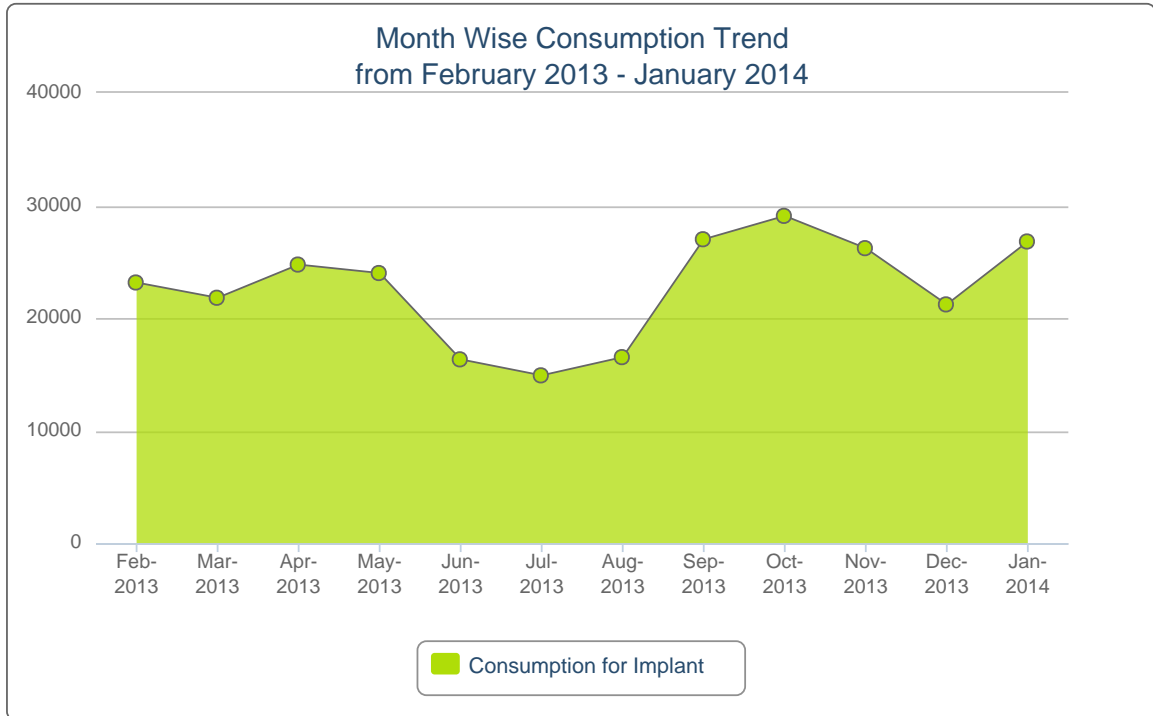
6. Contraceptive Stock Status by Product at Regional Warehouses

SL	WH Name	Condom			Shukhi			IUD			Injectables			Implant			DDS Kits		
		CBL	AMD	MOS	CBL	AMD	MOS	CBL	AMD	MOS	CBL	AMD	MOS	CBL	AMD	MOS	CBL	AMD	MOS
1	Bandarbon RWH	103,800	31,191	3.3	105,300	20,868	5.0	250	98	2.6	5,000	3,998	1.3	100	83	1.2	49	26	1.9
2	Bhola RWH	348,000	165,921	2.1	279,360	107,264	2.6	2,000	359	5.6	51,000	47,366	1.1	6,252	351	17.8	315	134	2.4
3	Bogra RWH	16,090,000	611,602	26.3	4,082,400	493,168	8.3	9,940	743	13.4	97,700	42,687	2.3	8,716	1,921	4.5	5,941	298	19.9
4	Chittagong RWH	25,276,120	662,526	38.2	45,385,342	422,779	107.4	4,700	1,444	3.3	163,500	70,242	2.3	5,244	1,205	4.4	5,077	419	12.1
5	Comilla RWH	1,749,000	1,100,902	1.6	447,840	477,559	0.9	4,000	1,548	2.6	158,000	91,295	1.7	2,911	1,213	2.4	245	403	0.6
6	Dhaka CWH	5,669,600	1,867,677	3.0	511,200	948,788	0.5	581,250	3,146	184.8	12,064,300	122,312	98.6	864,926	2,327	371.7	17,082	446	38.3
7	Dinajpur RWH	1,626,000	218,814	7.4	1,409,760	399,330	3.5	2,350	621	3.8	54,000	46,269	1.2	4,112	1,347	3.1	434	213	2.0
8	Faridpur RWH	780,000	734,256	1.1	547,200	540,266	1.0	4,400	1,561	2.8	104,000	59,163	1.8	4,736	1,806	2.6	1,151	495	2.3
9	Jamalpur RWH	588,000	449,142	1.3	128,160	332,000	0.4	2,100	515	4.1	81,200	41,777	1.9	7,420	928	8.0	826	162	5.1
10	Jessore RWH	1,416,000	547,296	2.6	394,560	432,342	0.9	1,800	941	1.9	95,200	59,310	1.6	4,654	1,347	3.5	749	314	2.4
11	Khulna RWH	26,382,000	781,256	33.8	2,431,860	536,040	4.5	3,250	1,144	2.8	118,400	54,442	2.2	4,732	1,513	3.1	4,660	380	12.3
12	Kushtia RWH	1,728,000	360,433	4.8	999,360	224,037	4.5	2,050	372	5.5	83,000	41,722	2.0	3,852	620	6.2	340	155	2.2
13	Mymensingh RWH	713,400	990,482	0.7	28,800	958,727	0.0	6,250	1,623	3.9	127,000	62,178	2.0	6,580	1,981	3.3	898	415	2.2
14	Noakhali RWH	1,887,000	384,215	4.9	485,280	200,975	2.4	8,350	737	11.3	107,300	48,611	2.2	1,850	420	4.4	648	250	2.6
15	Pabna RWH	2,466,000	516,318	4.8	2,052,000	419,162	4.9	2,800	945	3.0	81,000	56,579	1.4	7,150	524	13.6	756	214	3.5
16	Patuakhali RWH	1,147,200	127,702	9.0	519,840	169,099	3.1	2,500	595	4.2	65,700	32,104	2.0	5,650	918	6.2	451	167	2.7
17	Rajshahi RWH	1,068,000	746,292	1.4	1,818,720	394,897	4.6	4,444	549	8.1	117,300	49,784	2.4	4,195	1,266	3.3	409	245	1.7
18	Rangamati RWH	2,187,600	58,601	37.3	426,240	40,219	10.6	300	63	4.8	14,000	3,747	3.7	350	149	2.3	48	62	0.8
19	Rangpur RWH	1,308,000	623,164	2.1	1,830,240	931,812	2.0	5,900	1,836	3.2	126,000	123,904	1.0	13,480	2,556	5.3	662	469	1.4
20	Sylhet RWH	888,000	753,646	1.2	760,320	430,957	1.8	5,200	1,225	4.2	43,800	47,040	0.9	989	1,033	1.0	410	323	1.3
21	Tangail RWH	1,182,000	516,884	2.3	400,320	370,787	1.1	2,750	494	5.6	51,000	32,493	1.6	2,576	997	2.6	776	171	4.5
Total		94,603,720	12,248,320		65,044,102	8,851,076		656,584	20,559		13,808,400	1,137,023		960,475	24,505		41,927	5,761	

7. Month-wise Consumption Trend







8. Report on Upazila and Warehouse Having Stock Out in last month

SL	Products Name	No of Stockout WH	% of Stockout WH	No of Stockout Upazila Store	% of Stockout Upazila Store	No of Stockout Upazila Field	% of Stockout Upazila Field
1	Condom	0	0%	0	0%	0	0%
2	Shukhi	0	0%	1	0%	0	0%
3	IUD	0	0%	2	0%	0	0%
4	Injectables	0	0%	2	0%	0	0%
5	Implant	0	0%	0	0%	10	2%
6	DDS Kits	0	0%	7	1%	0	0%

List of Stock Out Warehouse

SL	Commodity	Warehouse	Phone
No StockOut in Warehouse			

List of StockOut Upazila

Commodity	Warehouse	District	Upazila	Phone
Shukhi	Pabna RWH	Sirajganj	Tarash	07528-56198
IUD	Bhola RWH	Bhola	Monpura	01726703183
	Rajshahi RWH	Chapai Nowabganj	Nachole	07824-56075
Injectables	Bogra RWH	Naogaon	Atrai	07422-71028
	Dhaka CWH	Dhaka	Dohar	0622356043, 01821829
DDS Kits	Comilla RWH	Comilla	Chandina	0842656162
	Dhaka CWH	Narsingdi	Raipura	06255-56190, 0171438
	Dhaka CWH	Narsingdi	Shibpur	062875190, 018143165
	Jessore RWH	Jhenaidah	Moheshpur	04525-56304
	Pabna RWH	Sirajganj	Ullapara	0752956198
	Sylhet RWH	Moulavibazar	Kulaura	08624-56643
	Sylhet RWH	Moulavibazar	Moulvibazar	086102844

Slogan Image

To view updated stock status of warehouse & upazila, please visit <http://www.dgfplmis.org>