

FAMILY PLANNING MONTHLY LOGISTICS REPORT

August 2013




Management Information System (MIS)
Directorate General of Family Planning (DGFP)

6, Kawran Bazar, Dhaka1215

Email: dirmisfp@gmail.com, dirlsdgfp@gmail.com
www.dgfplmis.org

Family Planning Monthly Logistics Report

1. DGFP Stock Status Report



DGFP STOCK STATUS REPORT (2011-13): Notes

Updated 11 September 2013

CONDOM – Current national stock 193.3 m and this stock can be used up to November 2014. GoB (Revenue) 150m: Contract signed on 16 June 2013.

PILL – Current national stock of pill is 118.5 m cycles which will go up to October 2014. FY 2011-12 pool fund 150m –commodity received in full. 2012-13 Pool fund 150m: Letter of credit opened.

IUD – Current national stock is 0.921 m pcs and this stock can be used up to July 2016. 2011-12 (Pool fund 0.50m – Commodity received in full + GoB revenue fund 0.40m - Commodity received in full.

Family Planning Monthly Logistics Report

INJECTABLES – Current stock of 15.3m will be used by August 2014. 2011-12 Pool fund 10m – Commodity received in full. 2011-12 GoB (Development) - 2.0m: Commodity received in full. 2012-13 GoB development 2.0m: Commodity received in full. GoB revenue 2.3m: Commodity received in full. 2012-13 Pool fund 9.9m: Contract signed on 19 June 2013.

IMPLANT – Current stock is 0.812 m and this can be used up to October 2015. 2011-12 Pool fund (0.39m single rod): Commodity received in full. 2011-12 Pool fund (0.112m 2- rod) – Commodity received in full. 2011-12 GoB revenue fund: 0.314m single rod – Commodity received in full. 2012-13 Pool fund (0.245m single rod) - Contract signed on 27 June 2013. 2012-13 GoB-development (0.107m single rod) - Contract signed on 27 June 2013.

DDS KITS Current national stock is 0.089 m which can be used up to September 2014. 2011-12 GoB revenue (14,845 Kits): commodity received in full and 2011-12 Pool fund 60,000 pcs: commodity received in full. 2012-13 Pool fund (0.060m) - Commodity received in full. 2012-13 GoB-developments (0.015m) - Commodity received in full.

2. National receipts quantity by product by Month

Contraceptive Received Report

Month: August, 2013

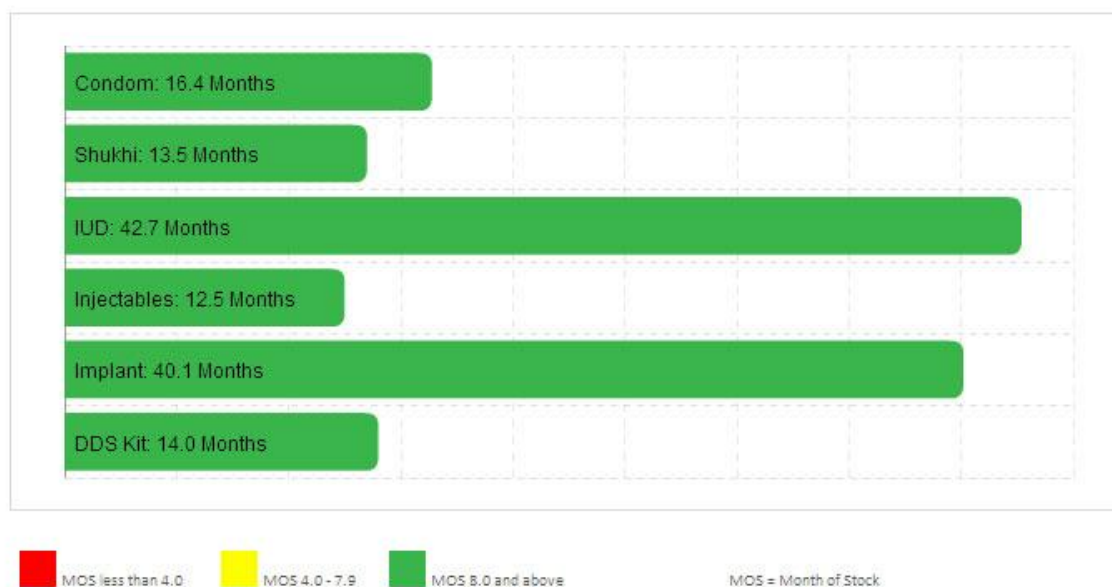
Items	Supplier	Receiver	Date Receipts	Qty	Remarks
DDS KITS					
TOTAL					
Injectables (Provera)					
TOTAL					
Tab. Misoprostol					
TOTAL					

Family Planning Monthly Logistics Report

3. Contraceptive Summary Report by month

Contraceptive Summary Report of August 2013

[Reporting rate 100%]



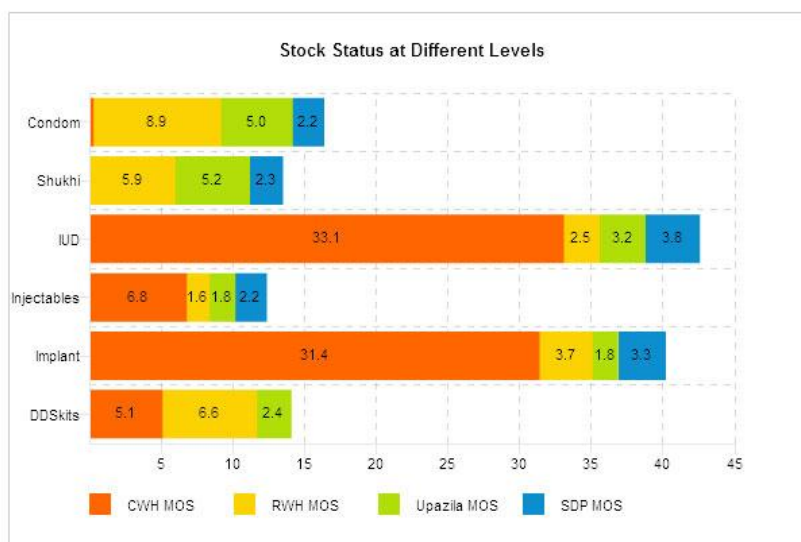
SL	Name of Products	Reported Consumption	Adjusted Consumption	Reported Closing Balance	Adjusted Closing Balance	Average Monthly Consumption	MOS
1	Condom	11,691,307	11,691,307	193,310,529	193,310,529	11,813,896	16.4
2	Shukhi	8,670,646	8,670,646	118,553,528	118,553,528	8,779,538	13.5
3	IUD	15,701	15,701	907,249	907,249	21,240	42.7
4	Injectables	1,069,191	1,069,191	14,158,026	14,158,026	1,132,705	12.5
5	Implant	16,523	16,523	797,933	797,933	19,879	40.1
6	DDS Kits	5,894	5,894	84,005	84,005	5,988	14
Show All							

Family Planning Monthly Logistics Report

4. Report of Stock Status at Different Levels

Report of Stock Status at Different Levels on August 2013

[Reporting rate 100%]



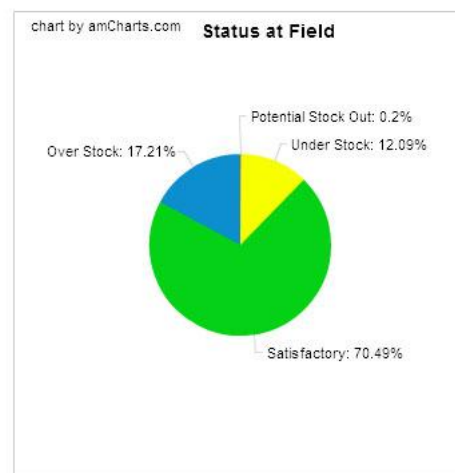
Products	100% Adjusted Consump. of Cur. Month	Avrg. Consump. of Last 6 Months	CWH Level	MOS	RWH Level	MOS	Upazila Level	MOS	Field Level	MOS	Nation Level
Condom	11,691,307	11,813,896	3,276,600	0.3	104,662,520	8.9	59,613,482	5	25,757,927	2.2	193,310,5
Shukhi	8,670,646	8,779,538	1,170,720	0.1	51,637,852	5.9	45,561,527	5.2	20,183,429	2.3	118,553,5
IUD	15,701	21,240	704,050	33.1	52,960	2.5	68,758	3.2	81,481	3.8	907,2
Injectables	1,069,191	1,132,705	7,757,400	6.8	1,860,200	1.6	2,049,047	1.8	2,491,379	2.2	14,158,0
Implant	16,523	19,879	624,526	31.4	73,389	3.7	35,380	1.8	64,638	3.3	797,9
DDSkits	5,894	5,988	30,351	5.1	39,449	6.6	14,431	2.4			84,0

5. Stock Status by product at Upazila Store and Field:

a. Condom:

Stock Status at Upazila Store and Field on August 2013

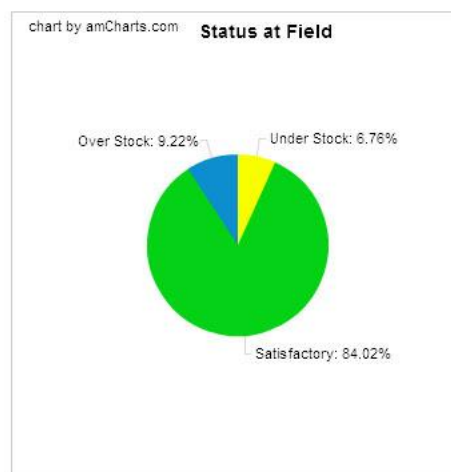
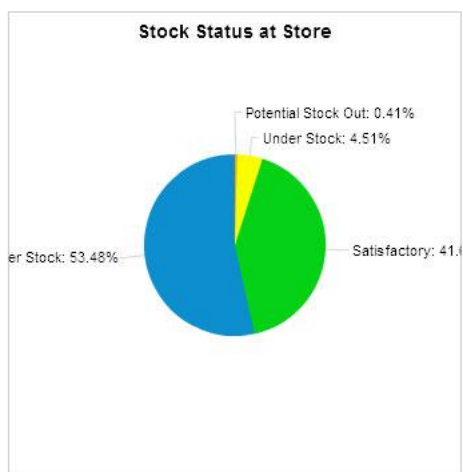
[Reporting rate 100%]



b. Oral Pill:

Stock Status at Upazila Store and Field on August 2013

[Reporting rate 100%]

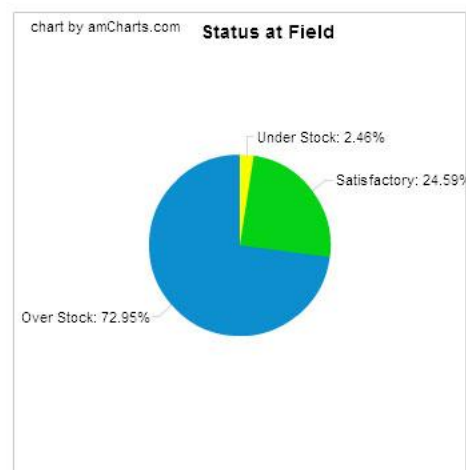
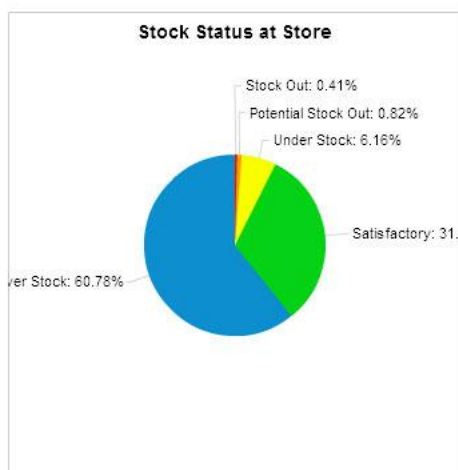


Family Planning Monthly Logistics Report

c. IUD:

Stock Status at Upazila Store and Field on August 2013

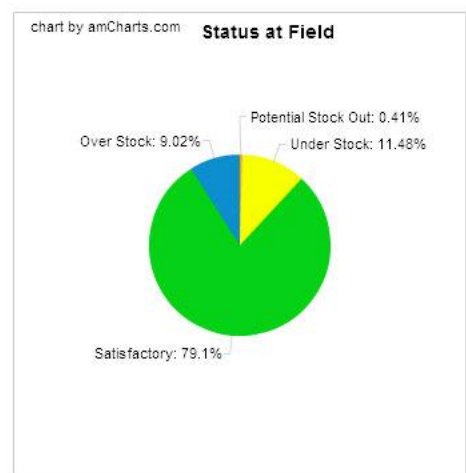
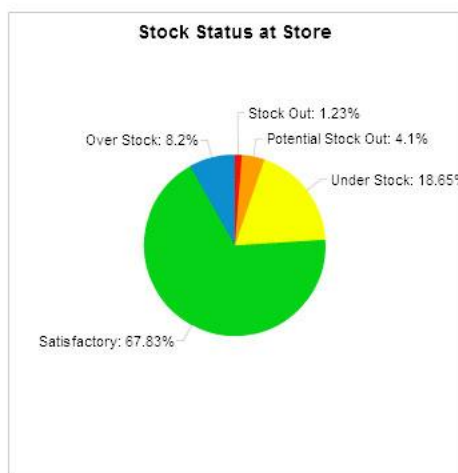
[Reporting rate 100%]



d. Injectables:

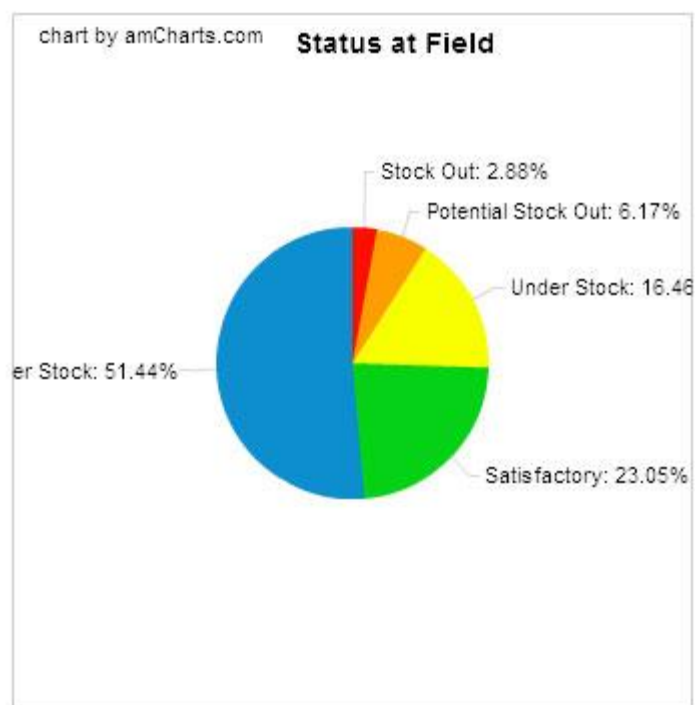
Stock Status at Upazila Store and Field on August 2013

[Reporting rate 100%]

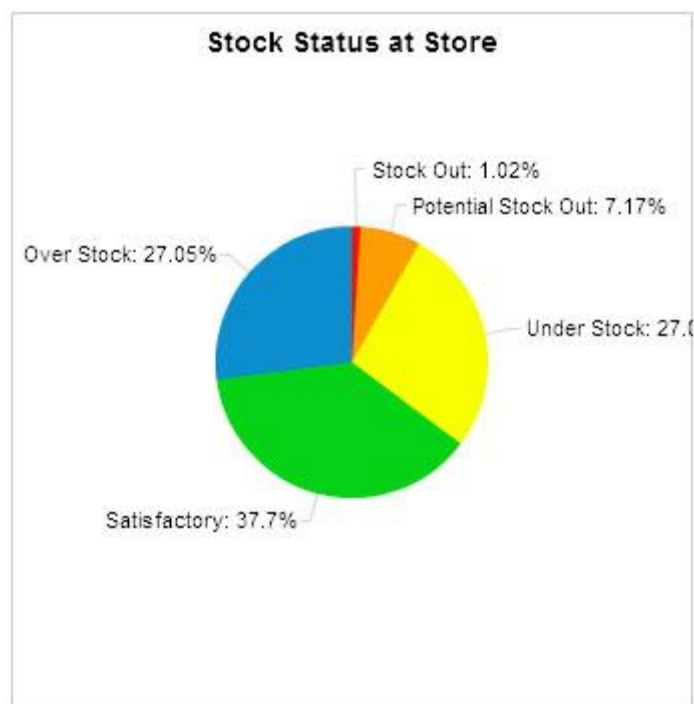


Family Planning Monthly Logistics Report

e. Implant:



f. DDS Kits:



Family Planning Monthly Logistics Report

6. Stock Status by product at Regional Warehouses

SL	WH Name	Condom CBL	Condom AMD	Condom MOS	Shukhi CBL	Shukhi AMD	Shukhi MOS	IUD CBL	IUD AMD	IUD MOS	Injectables CBL	Injectables AMD	Injectables MOS	Implant CBL	Implant AMD	Implant MOS	DDSKits CBL	DDSKits AMD	DDSKits MOS
1	Bandarban RWH	178,200	31,963	5.58	226,260	21,286	10.63	550	91	6.04	14,000	3,984	3.51	144	108	1.33	91	46	1.98
2	Bhola RWH	91,800	149,034	0.62	300,960	103,261	2.91	1,450	358	4.05	66,000	47,016	1.40	2,588	263	9.84	500	127	3.94
3	Bogra RWH	15,715,000	574,116	27.37	6,462,720	496,775	13.01	2,440	754	3.24	92,400	42,964	2.15	3,432	1,508	2.28	11,243	334	33.66
4	Chittagong RWH	37,398,320	685,478	54.56	20,288,902	412,847	49.14	2,700	1,485	1.82	134,400	71,226	1.89	3,406	1,190	2.86	10,565	369	28.63
5	Comilla RWH	1,845,000	1,057,233	1.75	826,560	469,802	1.76	4,300	1,553	2.77	169,000	89,636	1.89	5,011	982	5.10	304	469	0.65
6	Dhaka CWH	3,276,600	1,832,512	1.79	1,170,720	940,730	1.24	704,050	3,352	210.04	7,757,400	123,569	62.78	624,526	1,770	352.84	30,351	467	64.99
7	Dinajpur RWH	1,140,000	209,748	5.44	1,110,240	397,903	2.79	2,150	673	3.19	90,000	46,289	1.94	2,864	1,075	2.66	350	251	1.39
8	Faridpur RWH	810,000	727,500	1.11	1,343,520	536,296	2.51	4,000	1,582	2.53	105,000	59,669	1.76	952	1,531	0.62	5	501	0.01
9	Jamalpur RWH	2,436,000	410,214	5.94	1,177,920	321,696	3.66	2,150	541	3.97	75,700	40,812	1.85	3,844	651	5.90	537	198	2.71
10	Jessore RWH	1,224,000	531,828	2.30	820,800	423,315	1.94	3,750	1,007	3.72	122,900	59,822	2.05	2,152	929	2.32	64	343	0.19
11	Khulna RWH	29,219,600	755,028	38.70	5,032,800	533,655	9.43	3,150	1,170	2.69	111,000	54,664	2.03	4,208	961	4.38	11,930	387	30.83
12	Kushtia RWH	990,000	347,007	2.85	1,611,360	221,525	7.27	1,075	349	3.08	73,800	41,092	1.80	3,276	435	7.53	335	147	2.28
13	Mymensingh RWH	875,400	957,426	0.91	375,840	954,662	0.39	5,100	1,624	3.14	132,000	61,824	2.14	3,168	1,612	1.97	120	454	0.26
14	Noakhali RWH	1,323,000	366,638	3.61	1,382,400	197,415	7.00	2,750	824	3.34	91,000	47,088	1.93	3,150	428	7.36	311	247	1.26
15	Pabna RWH	3,162,000	512,271	6.17	2,265,120	429,189	5.28	3,100	1,005	3.08	124,000	56,956	2.18	9,600	437	21.97	761	226	3.37
16	Patuakhali RWH	1,676,400	119,768	14.00	372,960	166,246	2.24	2,050	612	3.35	68,000	32,411	2.10	3,650	719	5.08	439	143	3.07
17	Rajshahi RWH	1,266,000	691,380	1.83	3,323,520	401,065	8.29	1,845	584	3.16	93,300	49,551	1.88	4,623	1,174	3.94	112	197	0.57
18	Rangamati RWH	2,257,800	56,094	40.25	491,040	38,739	12.68	300	80	3.75	8,000	3,682	2.17	600	118	5.08	135	54	2.50
19	Rangpur RWH	1,716,000	584,102	2.94	2,023,200	926,545	2.18	4,800	1,866	2.57	129,000	121,466	1.06	13,860	2,490	5.57	395	425	0.93
20	Sylhet RWH	486,000	726,090	0.67	1,235,520	425,160	2.91	3,500	1,248	2.80	97,700	46,428	2.10	1,189	927	1.28	385	344	1.12
21	Tangail RWH	852,000	488,466	1.74	966,210	361,426	2.67	1,800	482	3.73	63,000	32,556	1.94	1,672	571	2.93	867	165	5.25
Total		107,939,120	11,813,896		52,808,572	8,779,538		757,010	21,240		9,617,600	1,132,705		697,915	19,879		69,800	5,894	

Family Planning Monthly Logistics Report

7. Month-wise consumption of products for last 12-months

Condom:



Oral Pill:



IUD:



Injectables:



Implant:



DDS Kits:



8. Report on Upazila and Warehouse having stock out in last month

Report on Upazila and Warehouse having stockout - August, 2013

[Reporting rate 100%]



SL	Products Name	No of Stockout WH	% of Stockout WH	View WH List	No of Stockout Upazila Store	% of Stockout Upazila Store	View Upazila store List	No of Stockout Upazila Field	% of Stockout Upazila Field	View Upazila Field List
1	Condom	0	0%		0	0%		0	0%	
2	Shukhi	0	0%		0	0%		0	0%	
3	IUD	0	0%		1	0%		0	0%	
4	Injectables	0	0%		3	1%		0	0%	
5	Implant	0	0%					7	1%	
6	DDS Kits	0	0%		5	1%				
7	ECP	21	100%		475	97%		299	61%	
8	Disposable Syringe	0	0%		0	0%		0	0%	
9	Saree	1	5%		241	49%		20	4%	
10	Lungee	0	0%		255	52%		18	4%	
11	Tubectomy MSR Kit	7	33%		437	90%		451	92%	
12	IUD MSR Kit	7	33%		440	90%		451	92%	
13	Vasectomy MSR Kit	7	33%		444	91%		451	92%	