

FAMILY PLANNING MONTHLY LOGISTICS REPORT

April 2014



Management Information System (MIS)
Directorate General of Family Planning (DGFP)

6, Kawran Bazar, Dhaka 1215

Email: dirmisfp@gmail.com, dirlsdgfp@gmail.com
www.dgfpmis.org, www.dgfplmis.org

Government of the People's Republic of Bangladesh
Directorate General of Family Planning
Management Information System (MIS)
6, Kawran Bazar, Dhaka- 1215
www.dgfpbd.org

Memo No. - DGFP/MIS/97/323(part-5)/2008/50/

Date: June, 2014.

Sub: **Family Planning Monthly Logistics Report for the Month of April 2014.**

Family Planning Monthly Logistics Report for the Month of April 2014 is sent herewith for your kind information & necessary action. This report is prepared on the basis of Form-7 submitted by Warehouses and Form-7B submitted by Upazila Family Planning Offices by using Warehouse Inventory Management System (WIMS) & Upazila Inventory Management System (UIMS) operational tools. It provides useful information on monthly distribution and stock balance of all the major contraceptives & DDS Kits of Warehouse/Upazila Stores. A summary of important events happened during reporting month included in this report. For more information you are requested to visit at www.dgfplmis.org web site.

Comments and suggestions for improvement of this report will be highly appreciated.

(Md. Zahir Uddin Babar)
Director (MIS)
and
Line Director MIS-FP
Phone: 9146262
Mail: dirmisfp@gmail.com

Memo No. - DGFP/MIS/97/323(part-5)/2008/50/446/1(130)

Date: 15 May, 2014.

Copy of the report forwarded to:

1. Secretary, Ministry of Health & Family Welfare, Bangladesh Secretariat, Dhaka.
2. Additional Secretary, Ministry of Health & Family Welfare, Bangladesh Secretariat, Dhaka.
3. Joint Secretary (WHO)/ (Coordination), Ministry of Health & Family Welfare, Bangladesh Secretariat, Dhaka.
4. Joint Chief (Planning), Ministry of Health & Family Welfare, Bangladesh Secretariat (Clinic Building), Dhaka.
5. Joint Chief (Population & Planning wing), Planning commission, Sher-e-Bangla Nagar, Dhaka.
6. Joint Chief (Planning), Program Management and Monitoring Unit (PMMU), Azimpur, Dhaka-1205.
7. P.S. to the Honorable Minister, Ministry of Health and Family Welfare, Bangladesh Secretariat, Dhaka, for kind information of the Honorable Minister.
8. P.S. to the Honorable State Minister, Ministry of Health and Family Welfare, Bangladesh Secretariat, Dhaka, for kind information of the Honorable State Minister.
9. Director Administration, Directorate General of Family Planning, 6 Kawran Bazar, Dhaka 1215.



10. Director Logistics & Supply and Line Director (Procurement, Storage & Supply Management), Directorate General of Family Planning, 6 Kawran Bazar, Dhaka 1215.
11. Director Finance & Line Director (Family Planning Field Service Delivery Program), Directorate General of Family Planning, 6 Kawran Bazar, Dhaka 1215.
12. Director (IEM) & Line Director (Information, Education and Communication), Directorate General of Family Planning, 6 Kawran Bazar, Dhaka 1215.
13. Director Planning & Line Director (Program Monitoring and Evaluation), Directorate General of Family Planning, 6 Kawran Bazar, Dhaka 1215.
14. Line Director (Maternal, Child, Reproductive and Adolescent Health), Directorate General of Family Planning, 6 Kawran Bazar, Dhaka 1215.
15. Line Director (Clinical Contraception Services Delivery), Directorate General of Family Planning, 6 Kawran Bazar, Dhaka 1215.
16. Divisional Director, Family Planning, Dhaka / Chittagong / Rajshahi / Khulna / Sylhet / Barisal/ Rangpur Division.
17. Deputy Chief (FW)/ (Health), Ministry of Health & Family Welfare, Bangladesh Secretariat, Dhaka.
18. Additional Director (Drugs and Stores), Directorate General of Family Planning, Central Warehouse, Mohakhali, Dhaka.
19. Deputy Director, Family Planning, ----- District (You are requested to take appropriate measures to ensure timely submission of Form 7B report from upazilas and send these to MIS Unit within 9th working day of the next month).
20. Supply Officer, Family Planning, ----- CWH/RWHs.
21. Country Director, SIAPS/MSH, House No.-3, Road No.-23B, Gulshan-1, Dhaka-1212.
22. Country Director, The World Bank, E-32, Agargaon, Sher-e-Banala Nagar, Dhaka-1207.
23. Team Leader, Population & Health Team, USAID, Madani Avenue, Baridhara, Dhaka.
24. Country Representative, UNFPA, IDB Bhaban, Agargaon, Sher-E-Bangla Nagar, Dhaka.
25. Managing Director, SMC, SMC Tower, 33 Banani C/A, Dhaka-1213.
26. Documentation Center, IEM Unit, Directorate General of Family Planning, 6 Kawran Bazar, Dhaka.
27. PA to Director General, Directorate General of Family Planning, 6, Kawran Bazar, Dhaka 1215.
28. Office copy, MIS, DGFP, 6 Kawran Bazar, Dhaka -1215.

(Shalina Akther)
Deputy Director (MIS)

Table Of Contents

	Page
1. DGFP Stock Status Report	1-2
2. National Receipts Quantity by Product by Month	3
3. National Level Contraceptive Summary Report	4
4. Stock Status Report at Different Levels	5
5. Contraceptive Stock Status by Product at Upazila Store and Field	6-10
6. Contraceptive Stock Status by Product at Regional Warehouses	11
7. Month-wise Consumption Trend	12-14
8. Report on Upazila and Warehouse Having Stock Out in last month	15

1. DGFP Stock Status Report

	<div>DGFP STOCK STATUS REPORT</div> <div>April 2014 (Updated 04 May 2014)</div>																																				 <div>পরিবার পরিকল্পনা অধিদপ্তর</div>
Year	2014												2015												2016												
Month	5	6	7	8	9	10	11	12	1	2	3	4	5	6	7	8	9	10	11	12	1	2	3	4	5	6	7	8	9	10	11	12					
Min.-Max.	Min.												Max.																								
Product																									2012-13 (GoB/Rev 27.1)												
Condom	CS (205.5m) - 16 mon																																				
*AMC = 11.64m	GoB (Revenue) 150m: 122.9m received as of 30 April 2014 & awaiting receipts of 27.1 m																								2013-14 (Pool fund) -50m												
Pill	CS (141.1m) - 17 mon												2012-13 (Pool fund 58.1)																								
*AMC = 8.94m	Pool fund 150m: 91.9m received as of 30 April 2014 & awaiting receipts of 58.1m																																				
	2013-14 (Pool fund 50m): Purchase summary sent to MoHFW on 11 Mar for 42m & NOA issued on 23 April for 8m																																				
																									2013-14 (Pool fund) -0.4m												
IUD	CS (0.737m) - 28 mon																																				
*AMC = 23,379	2013-14 (Pool fund 0.4m): Contract Signed on 05 March 2014																																				
Injectables	CS (14.8m) - 13 mon												2013-14 (Pool fund) -12m																								
*AMC = 1.14m	2012-13 GoB (Dev) 2.0m: Received in full																																				
	2012-13 GoB (Rev) 2.3m: Received in full																																				
	2012-13 Pool Fund 9.9m: Received in full																																				
	2013-14 Pool Fund 12m: Purchase Summary sent to MoHFW on 03 March 2014																																				
Implant	CS (0.975m) - 30 mon																																				
*AMC = 21,918	2012-13 Pool Fund 0.245m Single Rod: Received in full																																				
	2012-13 GoB (Dev) 0.107 m Single Rod: Received in full																																				
	2013-14 Gov (Dev.)-0.0095m																																				
DDS Kit	CS (0.045m) - 07 mon												2013-14 (Pool fund) -0.065m																								
*AMC = 5,786	2012-13 : GoB Dev(0.015m) : Received in full																																				
	2012-13 : Pool fund (0.060m) : Received in full																																				
	2013-14 : GoB Dev 0.010m : 9,547 Received upto 30 April 2014, awaiting receipts of 453																																				
	2013-14 : Pool fund (0.065m) : Purchase Summary sent to MoHFW on 23 April 2014																																				
<div>Legend:</div> <div>Current Stock of contraceptives</div> <div>To be received</div> <div>2013-14 - planned</div> <div>CS = Current Stock</div> <div>AMC = Average Monthly Consumption</div> <div>BER = Bid Evaluation Report</div> <div>TEC = Technical Evaluation Committee</div> <div>NOC = No Objection Certificate</div> <div>NOA = Notification of Award</div>																																					
<div>USAID FROM THE AMERICAN PEOPLE</div> <div>SIAPS</div> <div><div>Data Sources: DGFP/L&S unit, DGFP LMIS web site - http://www.dgfp.lmis.org, Central Warehouse WIMS data, Approved DGFP procurement plan *AMC is calculated based on last 12 months consumption **This report is generated using the "Pipeline Software" which considers "Projected Consumption".</div></div>																																					

DGFP STOCK STATUS REPORT

Updated 04 May 2014

CONDOM - Current national stock 205.5 m and this stock can be used up to August 2015. FY 2012-13 GoB (Revenue) 150m: 122.9m received as of 30 April 2014 & awaiting receipts of 27.1 m.

PILL - Current national stock of pill is 141.2 m cycles which will go up to September 2015. FY 2012-13 Pool fund 150m: 91.9 m received as of 30 April 2014 & awaiting receipts of 58.1m. FY 2013-14 (Pool fund) -50m - Purchase Summary sent to MoHFW on 11 March for 42m & NOA issued on 23 April for 8m.

IUD - Current national stock is 0.737 m pcs and this stock can be used up to August 2016. FY 2013-14 (Pool fund) -0.4m- Contract signed on 05 March 2014.

INJECTABLES - Current stock of 14.8m can be used up to May 2015. 2012-13 GoB development 2.0m: Commodity received in full. GoB revenue 2.3m: Commodity received in full. 2012-13 Pool fund 9.9m: Commodity received in full. 2013-14 (Pool fund) -12m- Purchase summary sent to Ministry on 03 March 2014.

IMPLANT - Current stock is 0.975m and this can be used up to October 2016. 2012-13 Pool fund (0.245m single rod) - Commodity received in full. 2012-13 GoB- Development (0.107m single rod) - Commodity received in full.

DDS KITS - Current national stock is 0.045m which can be used up to November 2014. 2012-13 GoB- developments (0.015m) - Commodity received in full. 2012-13 Pool fund (0.060m) - Commodity received in full. 2013-14: GoB (Dev.) -0.010m: 9,547 received as of 31 March 2014; awaiting receipts of 453. 2013-14 (Pool fund) -0.065m- Purchase Summary sent to MoHFW on 23 April 2014, awaiting approval.

You can also download the previous reports from <http://dgfplmis.org/>

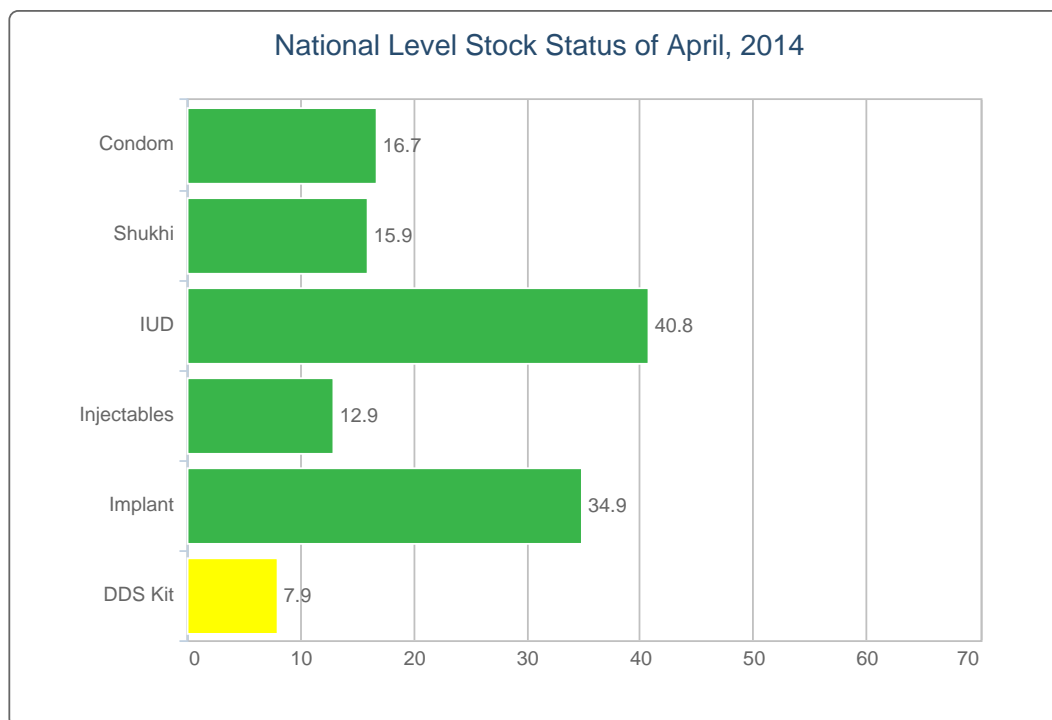
2. National Receipts Quantity by Product by Month

Contraceptive Received Report

Month: April, 2014

Item	Supplier	Receiver	Date Receipts	Qty	Remarks
Condom			01/05/14	25,481,000	
Total				25,481,000	
Shukhi			01/05/14	14,636,160	
Total				14,636,160	

3. National Level Contraceptive Summary Report

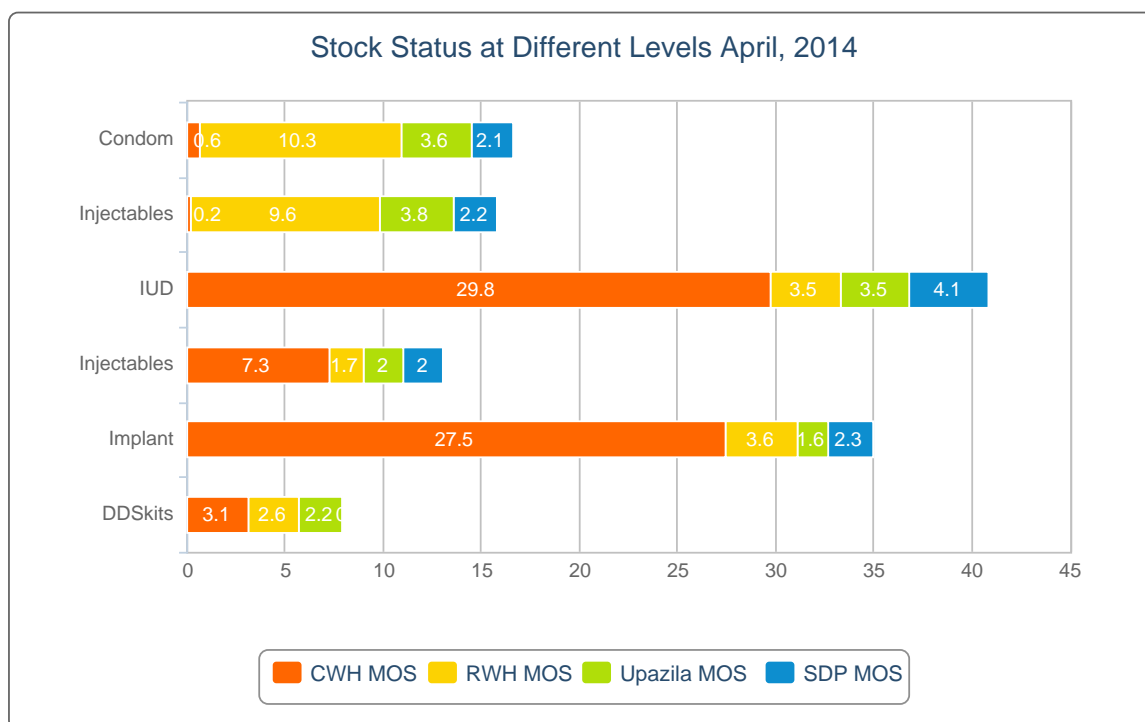


■ MOS less than 4.0
 ■ MOS 4.0 - 7.9
 ■ MOS 8.0 and above
 MOS = Month of Stock

National Level Stock Status of April, 2014

SL	Name of Products	Reported Consumption	Reported Closing Balance	Average Monthly Consumption	MOS
1	Condom	12,369,058	204,607,575	12,282,217	16.7
2	Shukhi	8,828,398	140,828,492	8,879,936	15.9
3	IUD	18,505	744,143	18,221	40.8
4	Injectables	1,184,409	14,800,821	1,146,125	12.9
5	Implant	32,581	975,430	27,911	34.9
6	DDS Kits	5,838	46,312	5,890	7.9

4. Stock Status Report at Different Levels

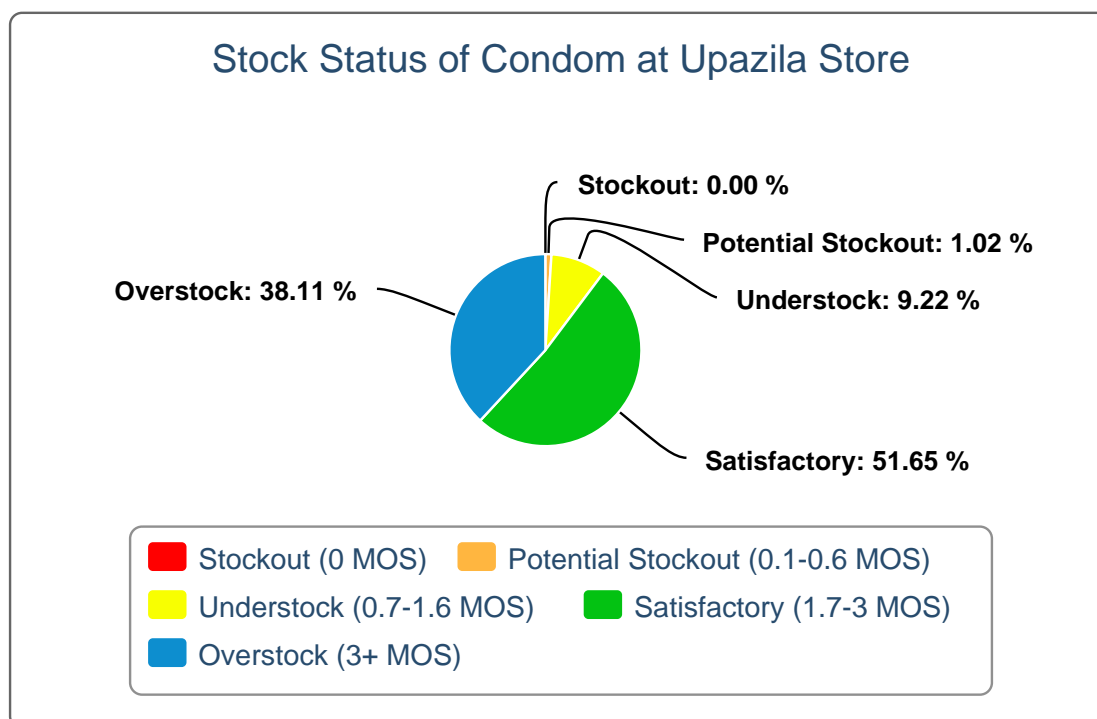


Stock Status at Different Levels April, 2014

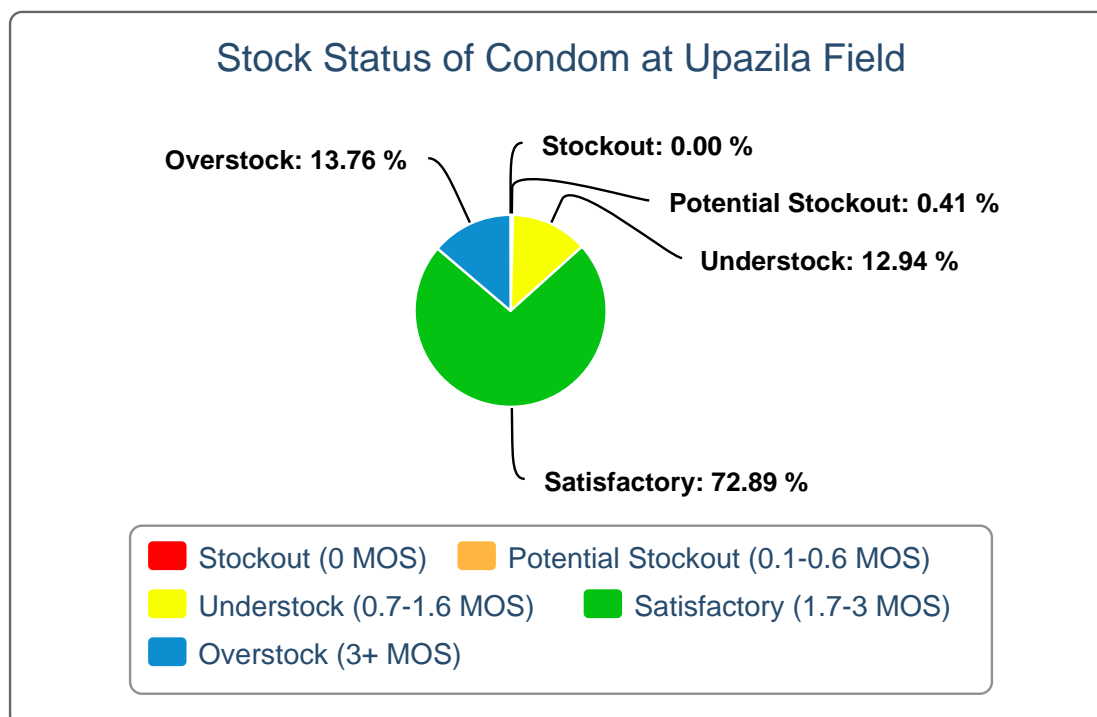
Products	Avg. Consump. of Last 6 Months	CWH Level	MOS	RWH Level	MOS	Upazila Level	MOS	Field Level	MOS	National Level	MOS
Condom	12,282,217	7,667,600	0.6	126,705,520	10.3	44,318,239	3.6	25,916,216	2.1	204,607,575	16.7
Shukhi	8,879,936	2,197,440	0.2	85,500,502	9.6	33,601,230	3.8	19,529,320	2.2	140,828,492	15.9
IUD	18,221	543,150	29.8	63,391	3.5	63,612	3.5	73,990	4.1	744,143	40.8
Injectables	1,146,125	8,329,400	7.3	1,902,900	1.7	2,246,864	2	2,321,657	2	14,800,821	12.9
Implant	27,911	766,526	27.5	99,631	3.6	44,567	1.6	64,706	2.3	975,430	34.9
DDS Kits	5,890	18,506	3.1	15,096	2.6	12,710	2.2			46,312	7.9

5. Contraceptive Stock Status by Product at Upazila Store and Field

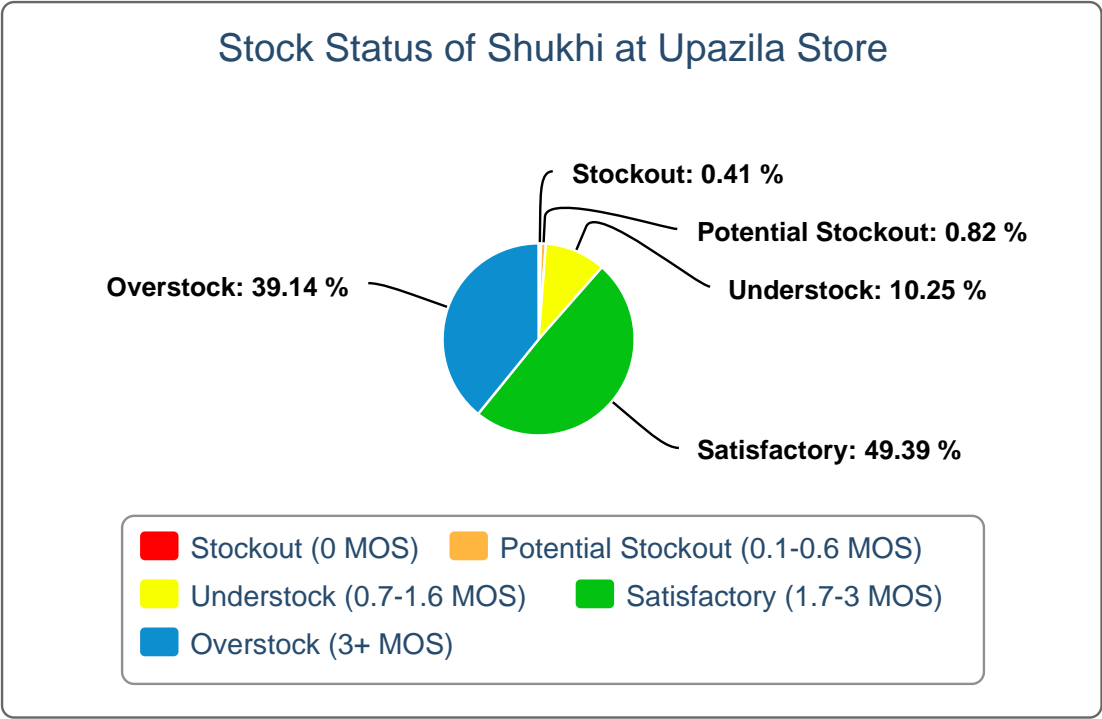
5(a).



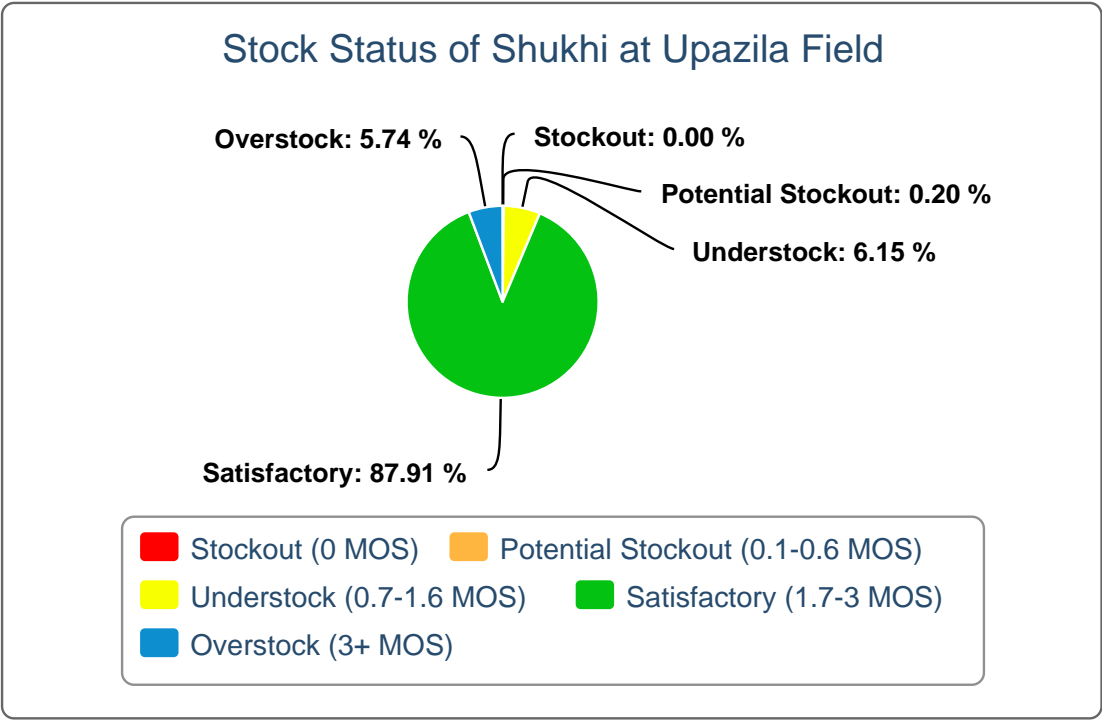
5(b).



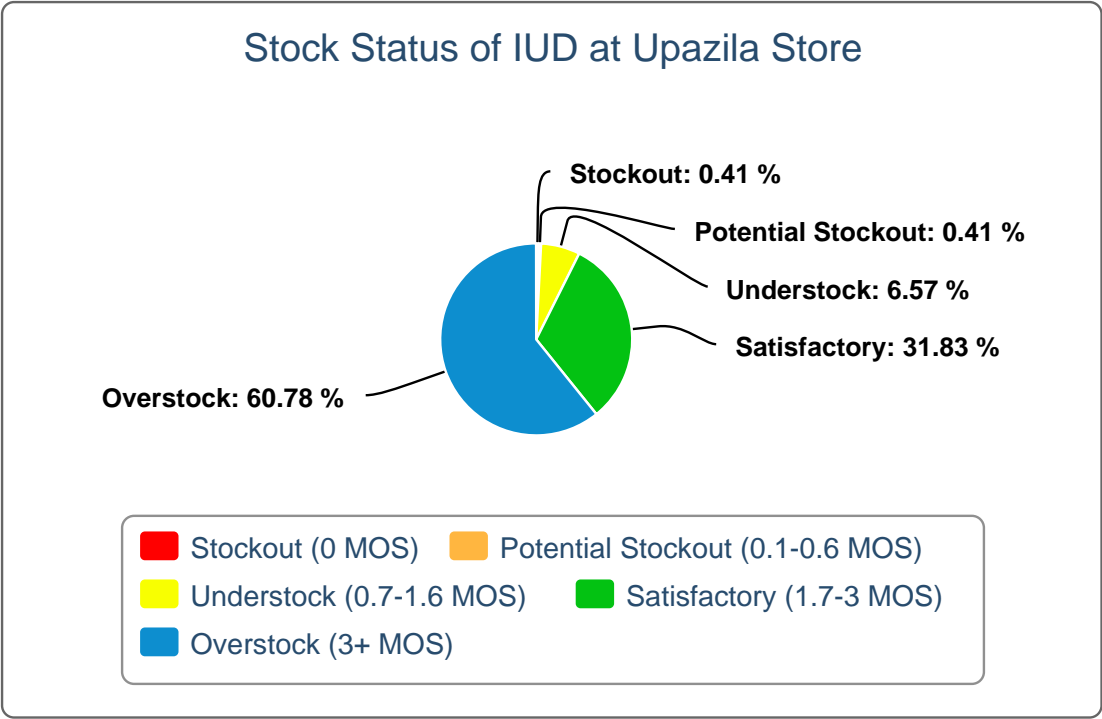
5(c).



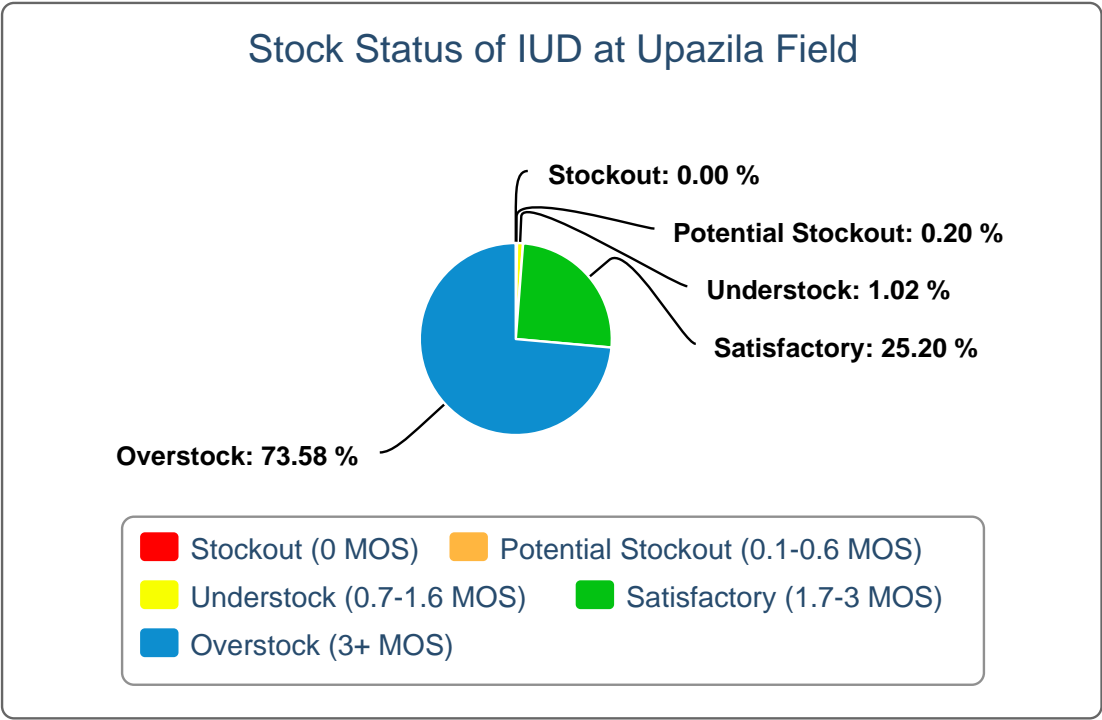
5(d).



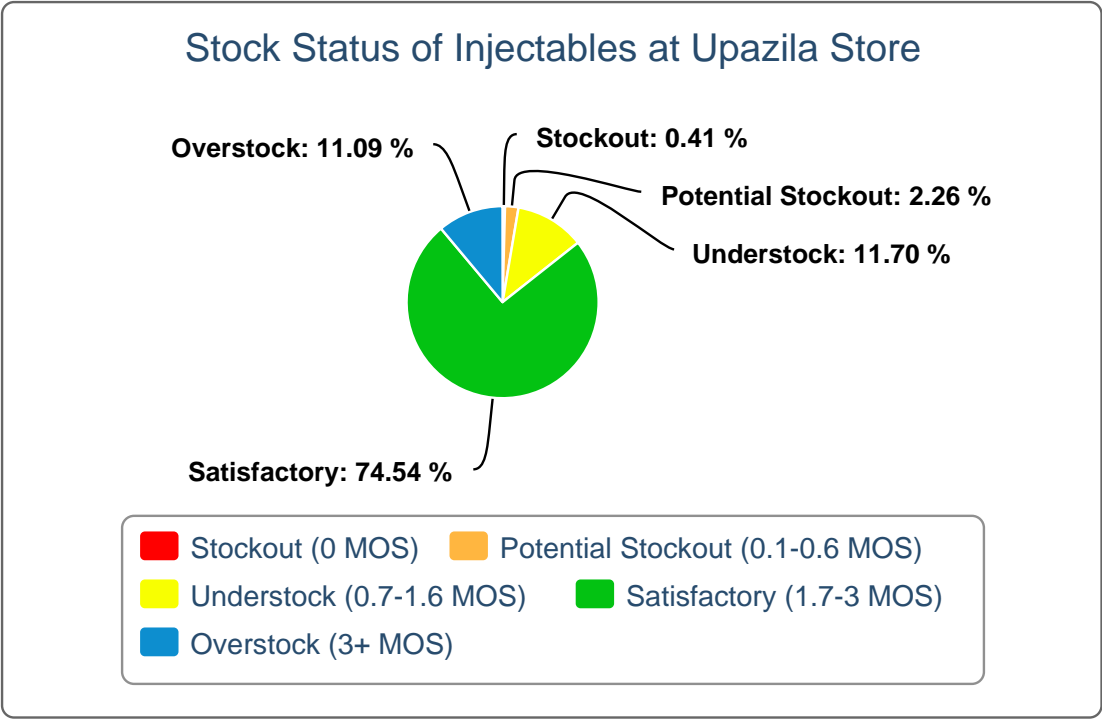
5(e).



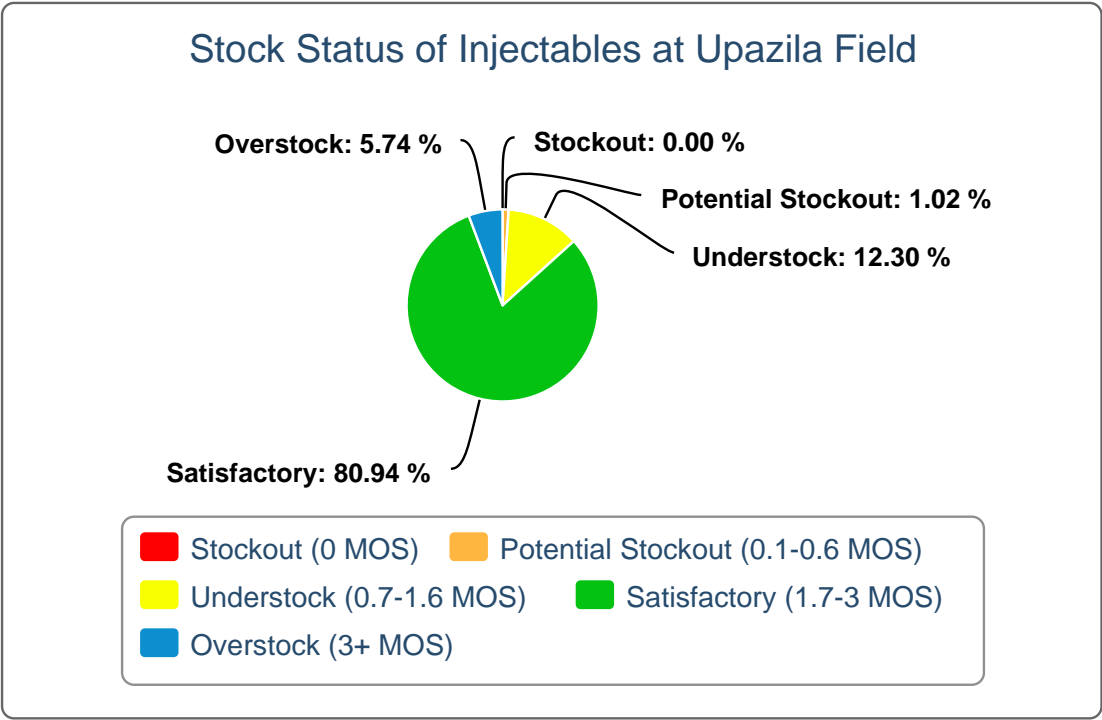
5(f).



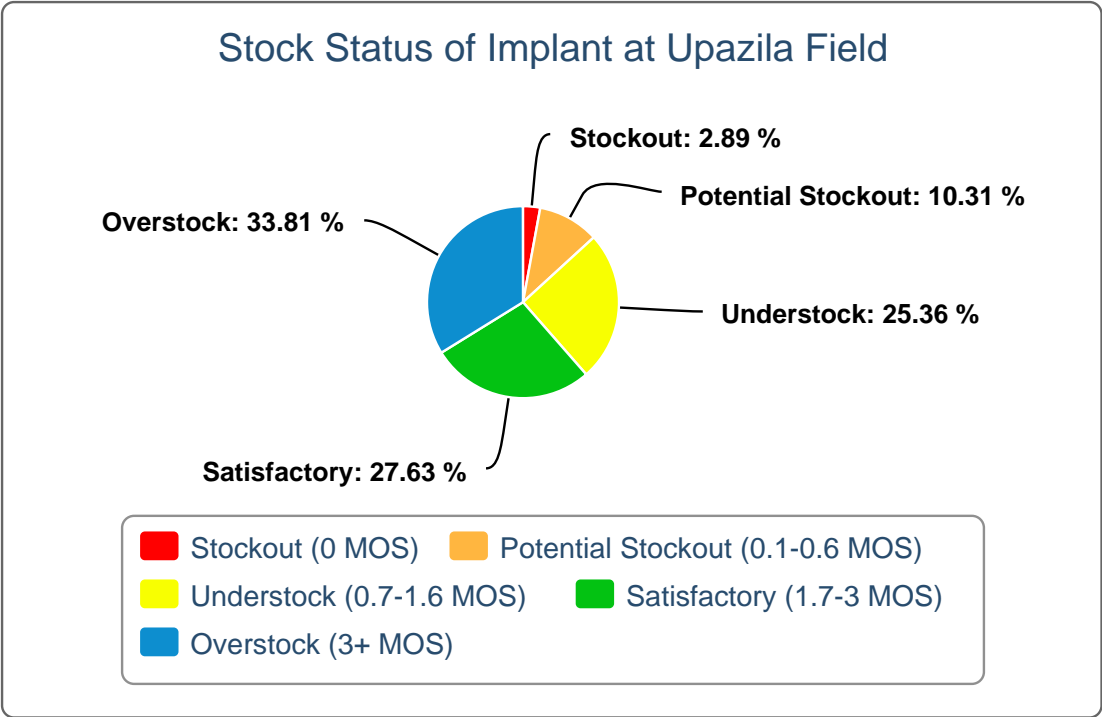
5(g).



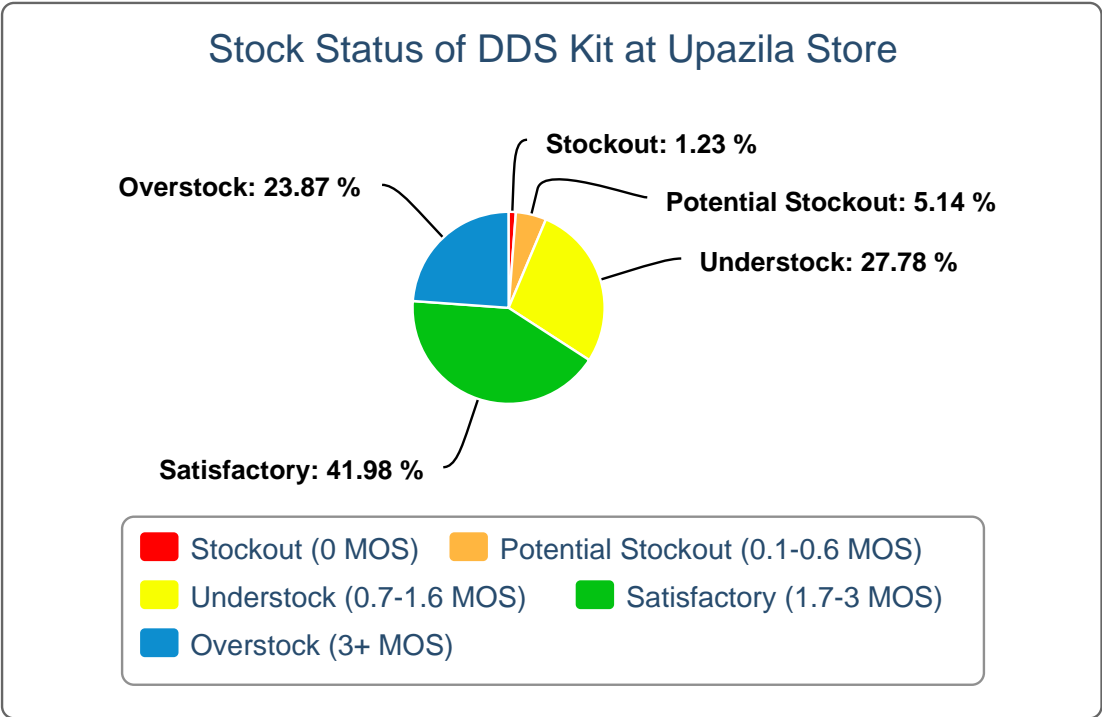
5(h).



5(i).



5(j).



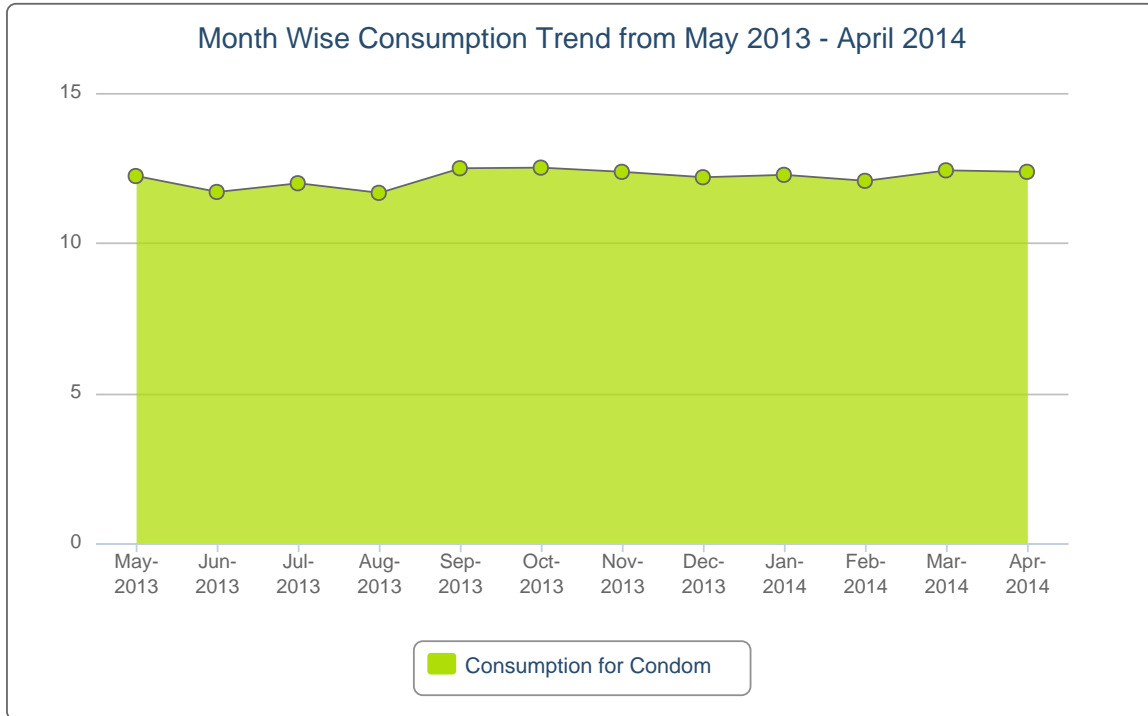
6. Contraceptive Stock Status by Product at Regional Warehouses

SL	WH Name	Condom			Shukhi			IUD			Injectables			Implant			DDS Kits		
		CBL	AMD	MOS	CBL	AMD	MOS	CBL	AMD	MOS	CBL	AMD	MOS	CBL	AMD	MOS	CBL	AMD	MOS
1	Bandarbon RWH	93,000	31,074	3.0	70,740	21,463	3.3	400	79	5.1	11,000	4,109	2.7	180	110	1.6	45	43	1.0
2	Bhola RWH	756,000	165,146	4.6	720,000	107,840	6.7	1,350	298	4.5	92,000	46,575	2.0	4,012	344	11.7	273	96	2.8
3	Bogra RWH	23,930,000	616,157	38.8	2,642,400	497,361	5.3	8,390	674	12.4	81,000	43,850	1.8	5,936	2,133	2.8	4,300	342	12.6
4	Chittagong RWH	44,848,120	645,002	69.5	62,564,002	425,275	147.1	5,300	1,352	3.9	155,000	70,552	2.2	7,972	1,404	5.7	1,279	372	3.4
5	Comilla RWH	1,335,000	1,074,146	1.2	979,200	479,460	2.0	4,800	1,302	3.7	190,000	90,857	2.1	8,011	1,241	6.5	358	506	0.7
6	Dhaka CWH	7,667,600	1,897,402	4.0	2,197,440	955,031	2.3	543,150	2,868	189.4	8,329,400	122,992	67.7	766,526	2,589	296.1	18,506	498	37.2
7	Dinajpur RWH	966,000	217,631	4.4	1,559,520	399,259	3.9	1,400	603	2.3	92,000	46,956	2.0	2,956	1,526	1.9	325	244	1.3
8	Faridpur RWH	2,210,400	739,923	3.0	1,177,920	549,941	2.1	3,350	1,368	2.4	116,000	59,664	1.9	4,912	2,021	2.4	230	512	0.4
9	Jamalpur RWH	1,926,000	465,797	4.1	961,920	335,970	2.9	1,700	423	4.0	79,000	43,122	1.8	4,572	1,000	4.6	1,032	173	6.0
10	Jessore RWH	1,092,000	541,497	2.0	830,880	431,969	1.9	2,900	851	3.4	117,200	59,377	2.0	8,922	1,694	5.3	524	331	1.6
11	Khulna RWH	34,897,600	801,031	43.6	1,864,800	539,351	3.5	3,000	987	3.0	104,900	55,367	1.9	6,990	1,536	4.6	2,569	349	7.4
12	Kushtia RWH	876,000	374,913	2.3	835,200	225,192	3.7	1,375	322	4.3	87,300	42,456	2.1	3,852	795	4.8	379	181	2.1
13	Mymensingh RWH	2,255,400	955,088	2.4	1,144,800	965,904	1.2	6,400	1,280	5.0	123,000	62,245	2.0	5,412	2,449	2.2	803	421	1.9
14	Noakhali RWH	1,911,000	378,691	5.0	803,520	204,549	3.9	6,500	679	9.6	88,900	49,006	1.8	4,500	477	9.4	441	252	1.8
15	Pabna RWH	2,214,000	517,912	4.3	1,893,600	397,997	4.8	2,000	925	2.2	89,000	57,616	1.5	5,150	609	8.5	399	183	2.2
16	Patuakhali RWH	1,008,600	125,003	8.1	1,601,280	170,557	9.4	1,750	502	3.5	62,100	32,091	1.9	3,950	858	4.6	574	133	4.3
17	Rajshahi RWH	1,848,000	764,372	2.4	2,471,040	401,039	6.2	3,126	494	6.3	109,500	50,794	2.2	8,547	1,581	5.4	383	227	1.7
18	Rangamati RWH	2,018,400	57,008	35.4	325,440	40,322	8.1	350	56	6.3	10,000	3,830	2.6	340	179	1.9	59	54	1.1
19	Rangpur RWH	708,000	630,123	1.1	1,258,560	920,484	1.4	4,600	1,589	2.9	135,000	124,499	1.1	7,500	3,019	2.5	825	420	2.0
20	Sylhet RWH	828,000	749,089	1.1	414,720	433,262	1.0	3,200	1,132	2.8	96,000	47,593	2.0	2,189	1,207	1.8	145	329	0.4
21	Tangail RWH	984,000	535,212	1.8	1,380,960	377,710	3.7	1,500	437	3.4	64,000	32,574	2.0	3,728	1,139	3.3	153	172	0.9
Total		134,373,120	12,282,217		87,697,942	8,879,936		606,541	18,221		10,232,300	1,146,125		866,157	27,911		33,602	5,838	

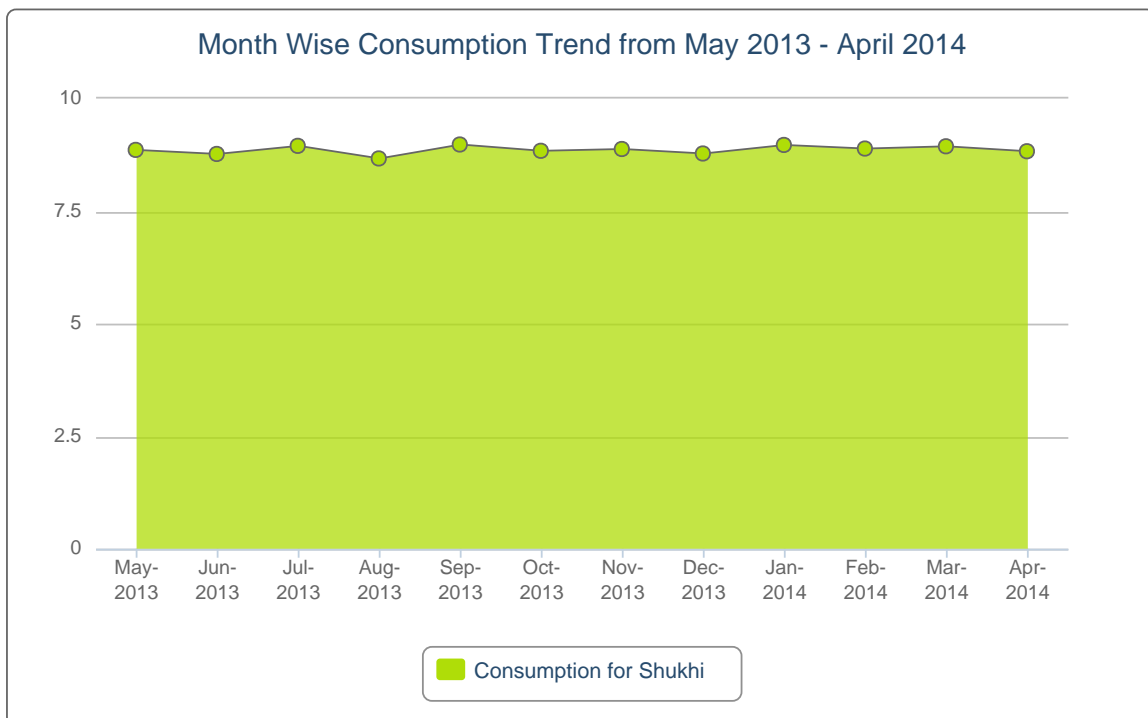
Note: Please Visit <http://dgfplmis.org/index.php/lmis-report/stock-status-at-upazila-and-fields> for Stock Status by Product at Upazila.

7. Month-wise Consumption Trend

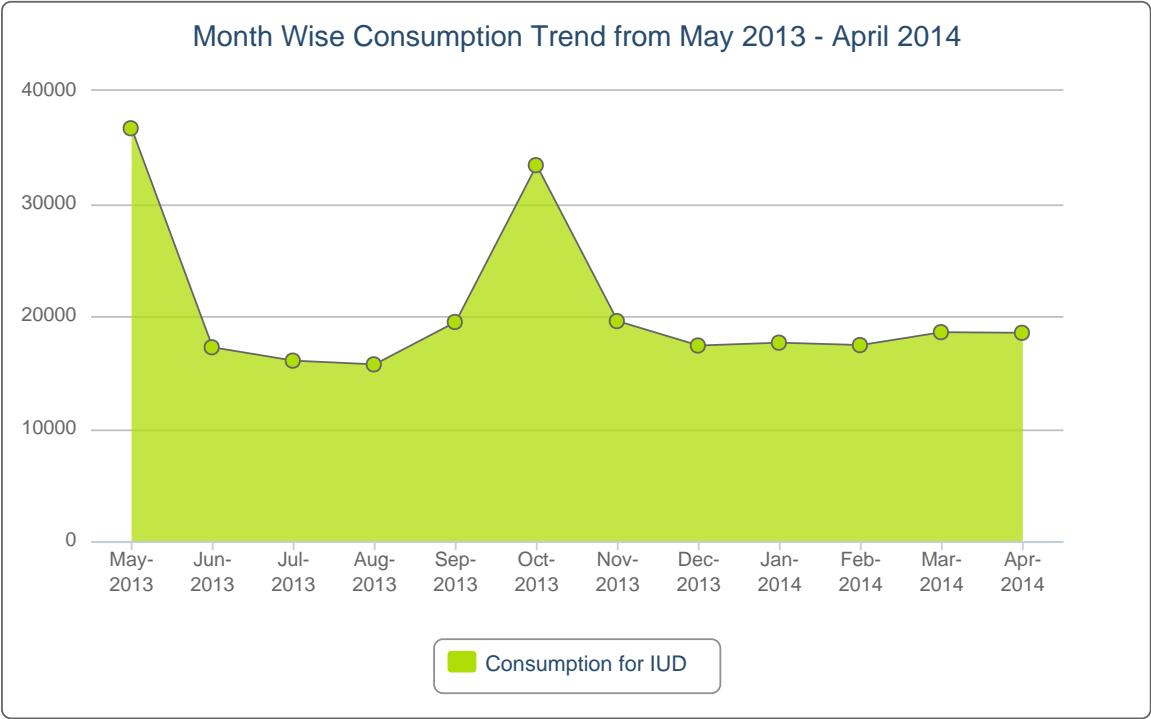
7(a).



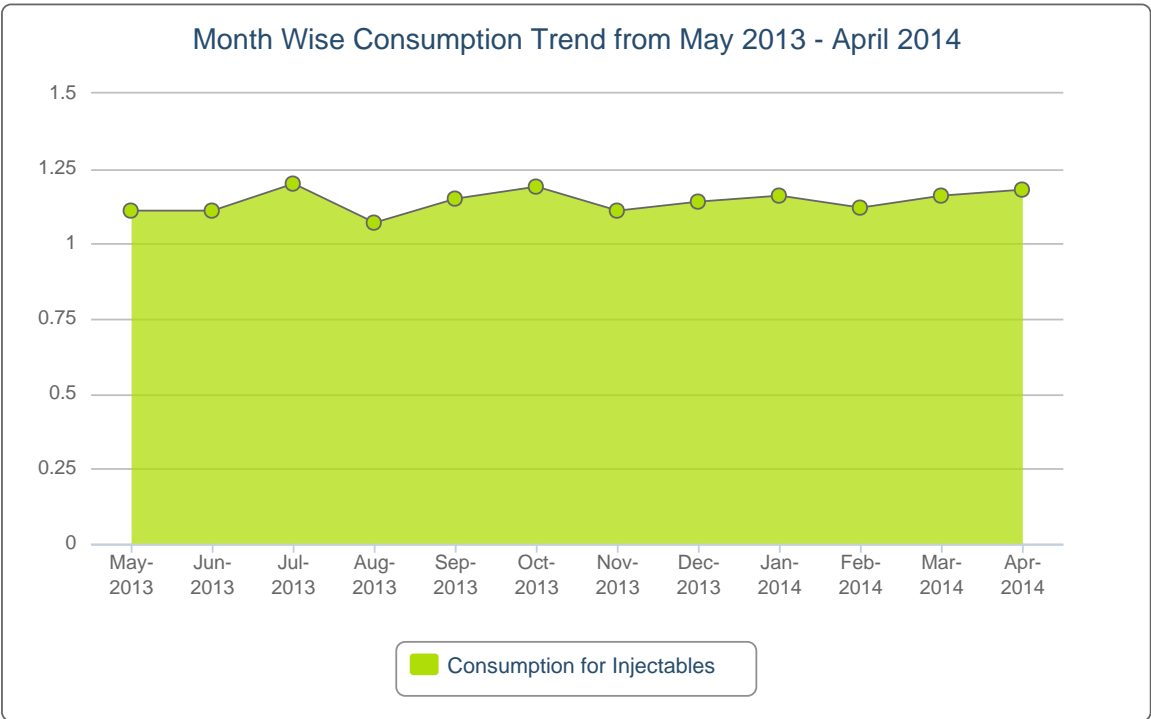
7(b).



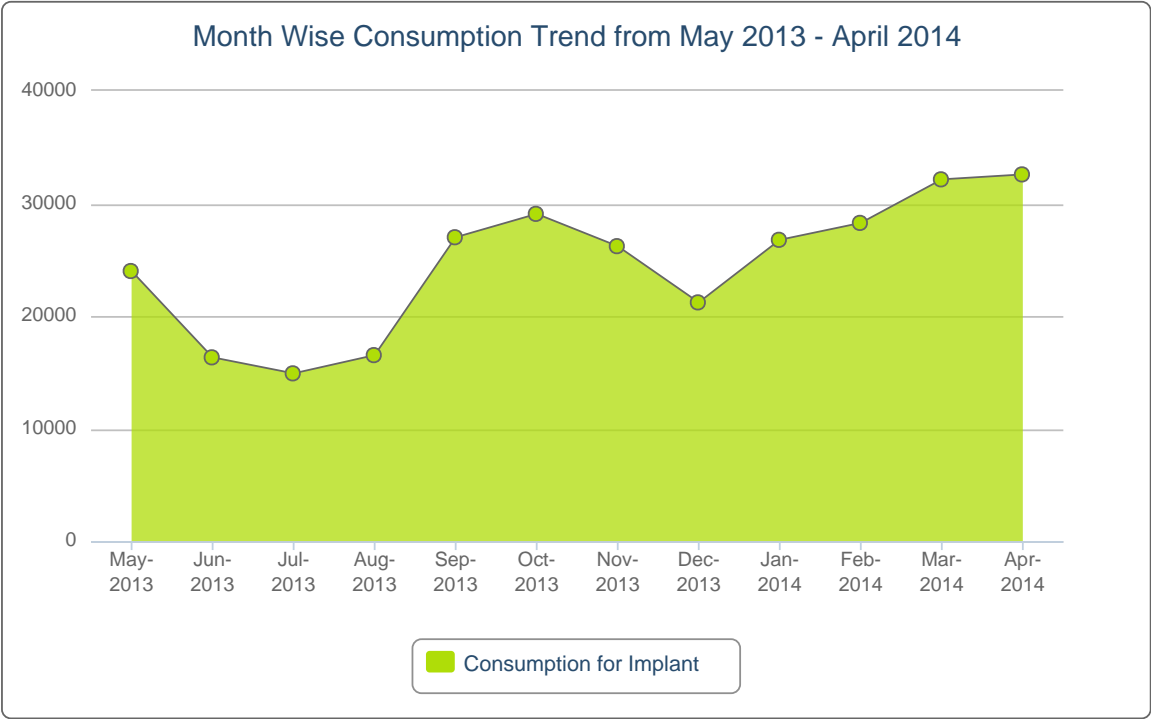
7(c).



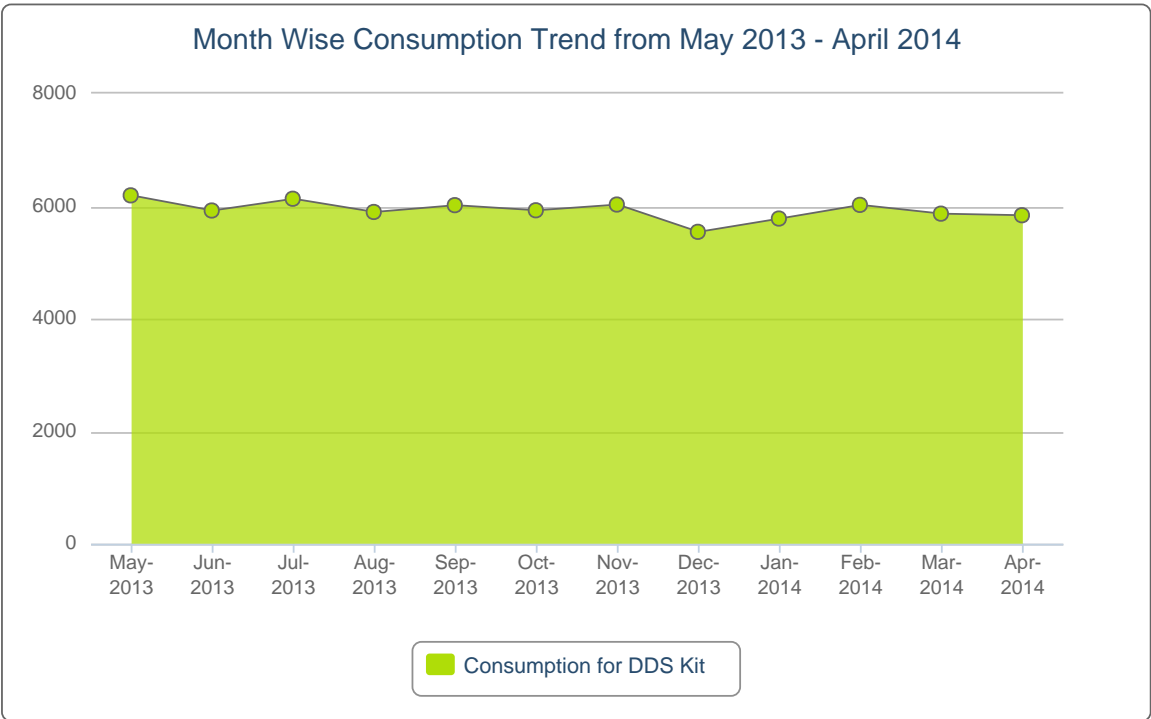
7(d).



7(e).



7(f).



8. Report on Upazila and Warehouse Having Stock Out in last month

SL	Products Name	No of Stockout WH	% of Stockout WH	No of Stockout Upazila Store	% of Stockout Upazila Store	No of Stockout Upazila Field	% of Stockout Upazila Field
1	Condom	0	0%	0	0%	0	0%
2	Shukhi	0	0%	0	0%	0	0%
3	IUD	0	0%	1	0%	0	0%
4	Injectables	0	0%	0	0%	0	0%
5	Implant	0	0%	0	0%	8	2%
6	DDS Kits	0	0%	5	1%	0	0%

List of Stock Out Warehouse

SL	Commodity	Warehouse	Phone
No StockOut in Warehouse			

List of StockOut Upazilas

Commodity	Warehouse	District	Upazila	Phone
IUD	Bhola RWH	Bhola	Monpura	01711-973874
DDS Kits	Bhola RWH	Barisal	Mehendiganj	01712-539263
	Bogra RWH	Jaipurhat	Khetlal	01199475966
	Dhaka CWH	Narsingdi	Raipura	01914-099999
	Pabna RWH	Pabna	Bhangura	01712-082662
	Sylhet RWH	Moulavibazar	Kulaura	01710890842



*This report is generated with the technical assistance of System for Improved Access to Pharmaceuticals and Services(USAID)
(Implemented by Management Science for Health)*

To view updated stock status of warehouse & upazila, please visit <http://www.dgplmis.org>