

FAMILY PLANNING MONTHLY LOGISTICS REPORT

March 2013



**Management Information System (MIS)
Directorate General of Family Planning (DGFP)**

6, Kawran Bazar, Dhaka1215

**Email: dirmisfp@gmail.com, dirlsdgfp@gmail.com
www.dgfplmis.org**

Family Planning Monthly Logistics Report

revenue fund 0.40m - Procurement process completed and Letter of Credit opened).

INJECTABLES – Current stock of 15.6m will be used by March 2014. 2011-12 Pool fund 10m – Commodity received in full. 2011-12 GoB (Development) - 2.0m: Commodity received in full. 2012-13 GoB development 2.0m: Contract signed on 24 December 2012 and Letter of Credit opening under process. GoB revenue 2.3m: Contract signed on 18 March 2013. 2012-13 Pool fund 9.9m: Purchase summary sent to MOHFW on 28 March 2013.

IMPLANT – Current stock is 0.899 m and this can be used up to September 2015. 2011-12 Pool fund (0.39m single rod): Commodity received in full. 2011-12 Pool fund (0.112m 2- rod) – Commodity received in full. 2011-12 GoB revenue fund: 0.314m single rod – Commodity received in full. 2012-13 Pool fund (0.245m single rod) - Purchase summary sent to MOHFW on 31 March 2013. 2012-13 GoB-development (0.107m single rod) - TEC held on 12 February 2013.

DDS KITS – Current national stock is 0.052 m which can be used up to November 2013. 2011-12 GoB revenue (14,845 Kits): commodity received in full and 2011-12 Pool fund 60,000 pcs: commodity received in full. 2012-13 Pool fund (0.060m) - Purchase summary sent to MOHFW on 13 February 2013. 2012-13 GoB-developments (0.015m) - 14,100 kits received as of 31 March 2013; 900 kits yet to receive.

2. National receipts quantity by product by Month

Contraceptive Received Report

Month: March, 2013

Items	Supplier	Receiver	Date Receipts	Qty	Remarks
DDS KITS	ESSENTIAL DRUGS CO. LTD.	CWH	03/06/2013	280	Received against total planned qty of 15000 (0.015m) under 2012-13 GOB Development Fund; only 990 Cartoons of DDS Kits yet to arrive in CWH, expected to complete by today 03 April, 2013
	ESSENTIAL DRUGS CO. LTD.	CWH	03/06/2013	280	
	ESSENTIAL DRUGS CO. LTD.	CWH	03/06/2013	240	
	ESSENTIAL DRUGS CO. LTD.	CWH	03/06/2013	250	
	ESSENTIAL DRUGS CO. LTD.	CWH	03/06/2013	240	
	ESSENTIAL DRUGS CO. LTD.	CWH	03/10/2013	520	
	ESSENTIAL DRUGS CO. LTD.	CWH	03/10/2013	280	
	ESSENTIAL DRUGS CO. LTD.	CWH	03/10/2013	280	
	ESSENTIAL DRUGS CO. LTD.	CWH	03/11/2013	520	
	ESSENTIAL DRUGS CO. LTD.	CWH	03/11/2013	520	
	ESSENTIAL DRUGS CO. LTD.	CWH	03/15/2013	520	
	ESSENTIAL DRUGS CO. LTD.	CWH	03/15/2013	520	
	ESSENTIAL DRUGS CO. LTD.	CWH	03/20/2013	520	
	ESSENTIAL DRUGS CO. LTD.	CWH	03/24/2013	520	
	ESSENTIAL DRUGS CO. LTD.	CWH	03/24/2013	280	
	ESSENTIAL DRUGS CO. LTD.	CWH	03/24/2013	240	
	ESSENTIAL DRUGS CO. LTD.	CWH	03/31/2013	520	
TOTAL				6,530	
Oral Pills	JANATA TRADERS	CTG RWH	02/05/2013	2661120	Final shipment; Receipts of all 150 m cycles is completed
	JANATA TRADERS	CTG RWH	02/08/2013	441600	
TOTAL				3,102,720	

Family Planning Monthly Logistics Report

3. Contraceptive Summary Report by month

Contraceptive Summary Report of March 2013

[Reporting rate 100%]



■ MOS less than 4.0
 ■ MOS 4.0 - 7.9
 ■ MOS 8.0 and above
 MOS = Month of Stock

SL	Name of Products	Reported Consumption	Adjusted Consumption	Reported Closing Balance	Adjusted Closing Balance	Average Monthly Consumption	MOS
1	Condom	11,628,836	11,628,836	252,557,582	252,557,582	11,682,673	21.6
2	Shukhi	8,766,106	8,766,106	161,595,086	161,595,086	8,966,093	18
3	IUD	20,418	20,418	613,142	613,142	21,638	28.3
4	Injectables	1,119,615	1,119,615	15,571,420	15,571,420	1,133,479	13.7
5	Implant	21,751	21,751	890,680	890,680	23,093	38.6
6	DDSKits	5,709	5,709	52,305	52,305	5,744	9.1

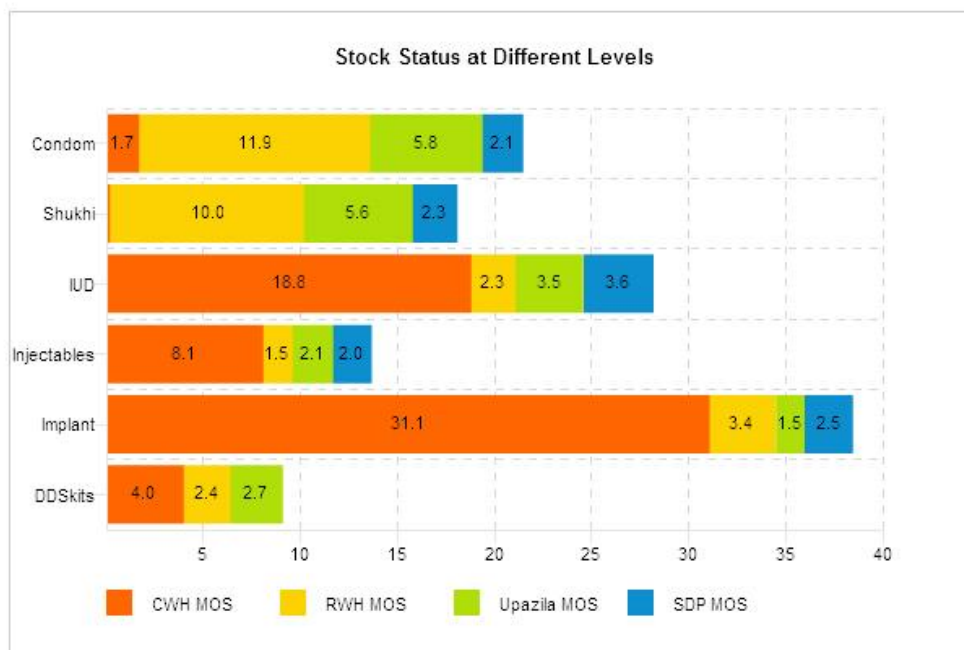
Show All

Family Planning Monthly Logistics Report

4. Report of Stock Status at Different Levels

Report of Stock Status at Different Levels on March 2013

[Reporting rate 100%]



Products	100% Adjusted Consump. of Cur. Month	Avg. Consump. of Last 6 Months	CWH Level	MOS	RWH Level	MOS	Upazila Level	MOS	Field Level	M
Condom	11,628,836	11,682,673	20,412,600	1.7	139,522,520	11.9	67,584,141	5.8	25,038,321	2.
Shukhi	8,766,106	8,966,093	1,867,680	0.2	89,246,992	10	50,000,639	5.6	20,479,775	2.
IUD	20,418	21,638	407,300	18.8	50,720	2.3	76,222	3.5	78,900	3.
Injectables	1,119,615	1,133,479	9,148,800	8.1	1,722,300	1.5	2,416,982	2.1	2,283,338	
Implant	21,751	23,093	718,176	31.1	78,872	3.4	34,864	1.5	58,768	2.
DDSKits	5,709	5,744	23,186	4	13,659	2.4	15,460	2.7		

◀
▶

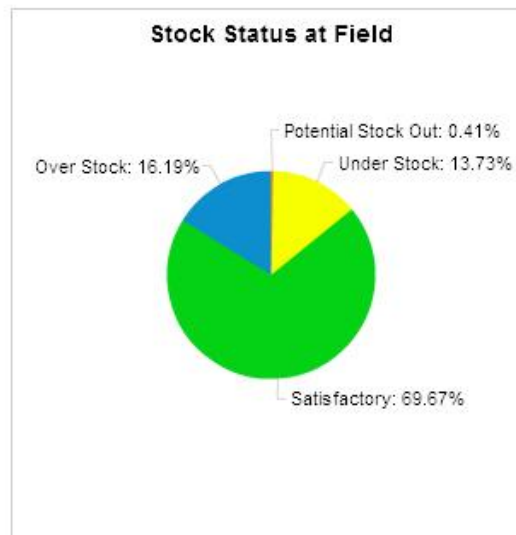
Show All

5. Stock Status by product at Upazila Store and Field:

a. Condom:

Stock Status at Upazila Store and Field on March 2013

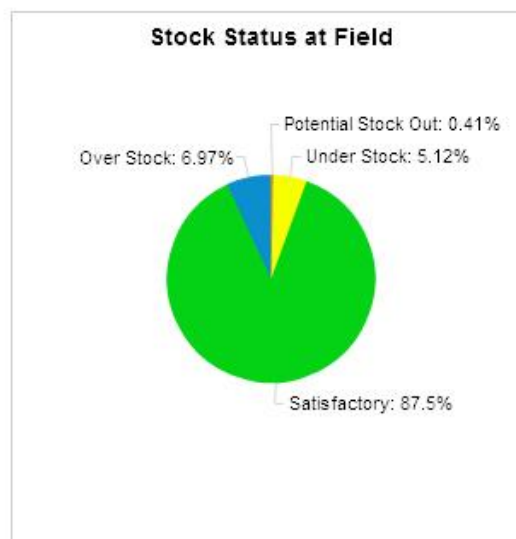
[Reporting rate 100%]



b. Oral Pill:

Stock Status at Upazila Store and Field on March 2013

[Reporting rate 100%]

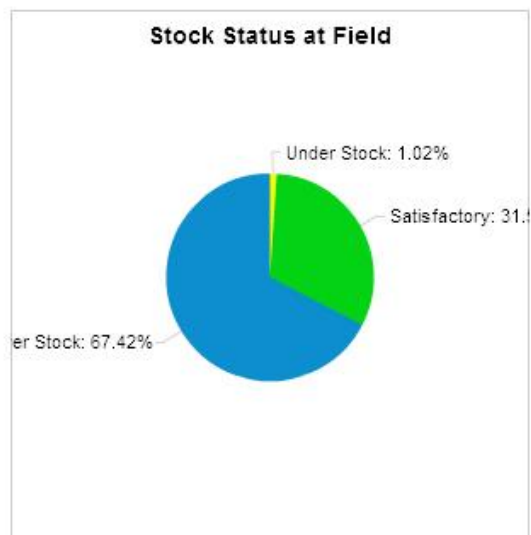
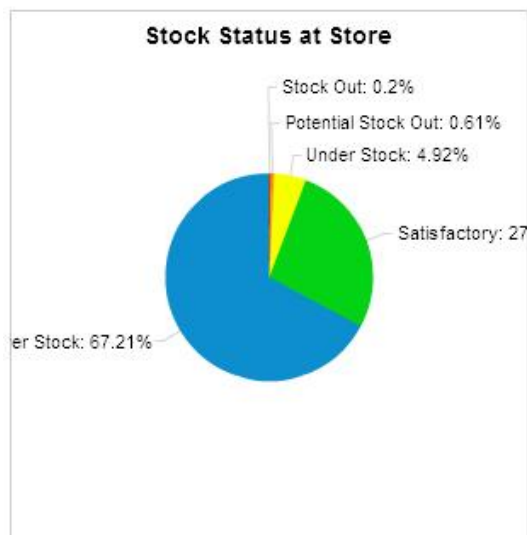


Family Planning Monthly Logistics Report

c. IUD:

Stock Status at Upazila Store and Field on March 2013

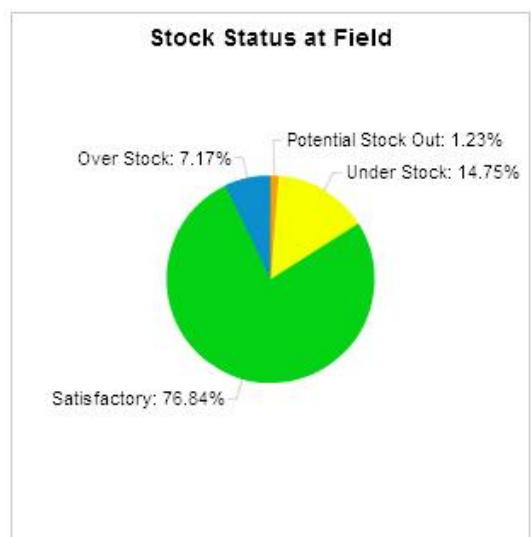
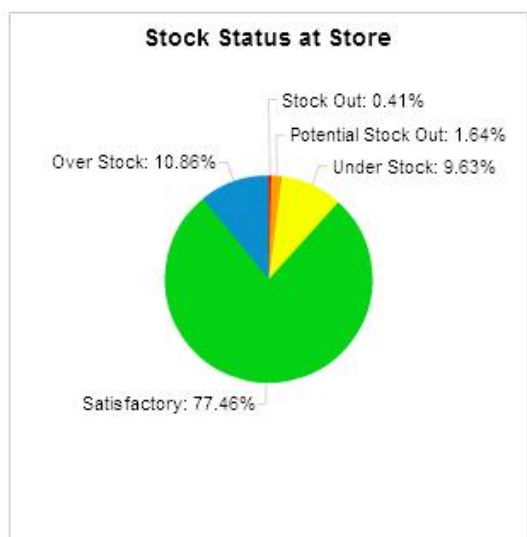
[Reporting rate 100%]



d. Injectables:

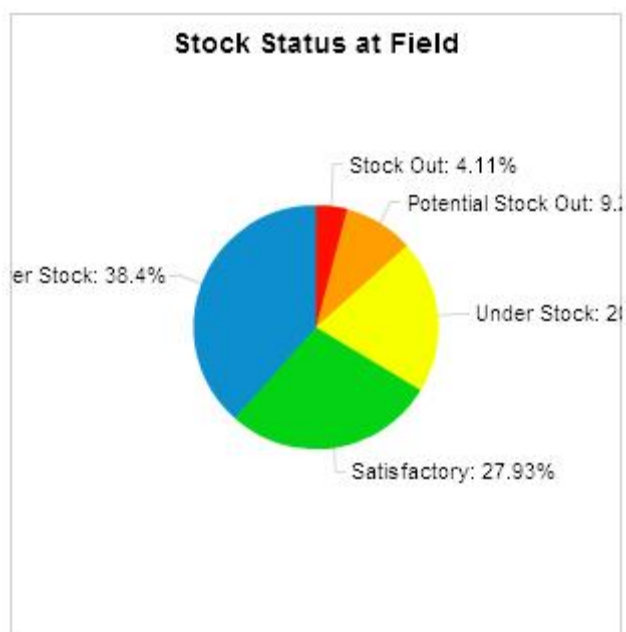
Stock Status at Upazila Store and Field on March 2013

[Reporting rate 100%]

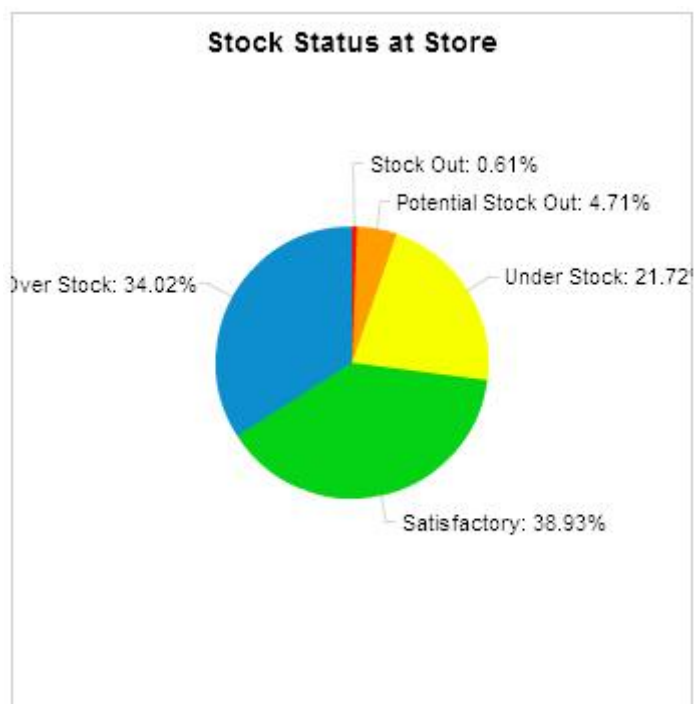


Family Planning Monthly Logistics Report

e. Implant:



f. DDS Kits:



Family Planning Monthly Logistics Report

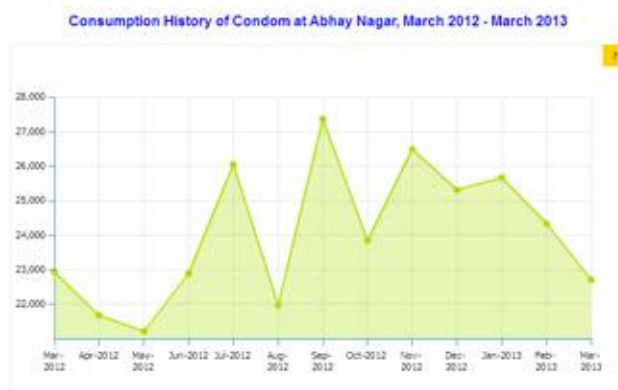
6. Stock Status by product at Regional Warehouses

SL	WH Name	Condom CBL	Condom AMD	Condom MOS	Shukhi CBL	Shukhi AMD	Shukhi MOS	IUD CBL	IUD AMD	IUD MOS	Injectables CBL	Injectables AMD	Injectables MOS	Implant CBL	Implant AMD	Implant MOS	DDSKits CBL	DDSKits AMD	DDSKits MOS
1	Bandarban RWH	318,600	31,491	10.12	312,060	21,415	14.57	300	79	3.80	5,000	3,830	1.31	244	173	1.41	41	42	0.98
2	Bhola RWH	664,200	143,327	4.63	747,360	105,494	7.08	1,350	386	3.50	34,000	44,861	0.76	1,010	389	2.60	152	92	1.65
3	Bogra RWH	24,955,000	539,949	46.22	5,608,800	510,478	10.99	4,790	796	6.02	91,900	44,213	2.08	5,980	1,692	3.53	3,237	297	10.90
4	Chittagong RWH	47,511,320	644,150	73.76	56,127,142	403,652	139.05	1,350	1,494	0.90	173,500	70,174	2.47	4,544	1,189	3.82	4,308	387	11.13
5	Comilla RWH	1,722,000	1,054,313	1.63	552,860	481,916	1.15	3,550	1,602	2.22	164,000	90,066	1.82	3,000	1,007	2.98	321	407	0.79
6	Dhaka CWH	20,412,600	1,811,277	11.27	1,867,680	962,925	1.94	407,300	3,468	117.45	9,148,800	126,681	72.22	718,176	2,149	334.19	23,186	525	44.16
7	Dinajpur RWH	1,980,000	209,488	9.45	1,349,280	404,439	3.34	1,600	649	2.47	69,000	46,289	1.49	4,408	1,412	3.12	55	266	0.21
8	Faridpur RWH	1,686,000	736,356	2.29	1,434,240	547,552	2.62	3,900	1,619	2.41	125,000	61,658	2.03	5,752	1,502	3.83	214	508	0.42
9	Jamalpur RWH	4,512,000	390,696	11.55	1,550,880	326,634	4.75	2,050	583	3.52	66,500	39,437	1.69	5,656	722	7.83	462	157	2.94
10	Jessore RWH	1,440,000	526,981	2.73	885,600	434,253	2.04	2,050	996	2.06	115,700	60,533	1.91	5,008	1,174	4.27	245	320	0.77
11	Khulna RWH	39,432,800	810,326	48.66	4,354,560	561,496	7.76	3,400	1,132	3.00	111,500	55,441	2.01	5,174	1,068	4.84	2,136	342	6.25
12	Kushtia RWH	228,000	341,560	0.67	1,311,840	232,768	5.64	1,100	364	3.02	87,600	41,021	2.14	1,984	782	2.54	223	147	1.52
13	Mymensingh RWH	801,000	949,036	0.84	387,360	981,641	0.39	5,400	1,722	3.14	118,000	62,018	1.90	8	2,005	0.00	383	470	0.81
14	Noakhali RWH	801,000	366,656	2.18	1,827,360	206,531	8.85	3,450	879	3.92	105,400	47,770	2.21	1,350	605	2.23	299	195	1.53
15	Pabna RWH	2,634,000	497,812	5.29	2,849,760	431,290	6.61	2,800	1,109	2.52	114,000	56,446	2.02	11,000	612	17.97	473	210	2.25
16	Patuakhali RWH	2,250,600	125,896	17.88	908,640	170,936	5.32	1,850	642	2.88	66,500	32,238	2.06	2,550	812	3.14	122	173	0.71
17	Rajshahi RWH	1,563,600	672,303	2.33	3,412,800	408,262	8.36	1,030	619	1.66	65,600	49,827	1.32	3,723	1,292	2.88	290	211	1.37
18	Rangamati RWH	2,402,400	54,783	43.85	673,920	36,404	18.51	300	68	4.41	10,600	3,637	2.91	300	123	2.44	80	35	2.29
19	Rangpur RWH	1,950,000	583,219	3.34	2,129,760	934,884	2.28	4,450	1,603	2.78	96,000	118,699	0.81	6,176	2,775	2.23	70	439	0.16
20	Sylhet RWH	1,536,000	733,398	2.09	941,760	434,235	2.17	4,400	1,344	3.27	35,500	46,150	0.77	7,389	970	7.62	197	339	0.58
21	Tangail RWH	1,134,000	459,656	2.47	1,881,010	368,888	5.10	1,600	484	3.31	67,000	32,490	2.06	3,616	640	5.65	351	147	2.39
Total		159,935,120	11,682,673		91,114,672	8,966,093		458,020	21,638		10,871,100	1,133,479		797,048	23,093		36,845	5,709	

Family Planning Monthly Logistics Report

7. Month-wise consumption of products for last 12-months

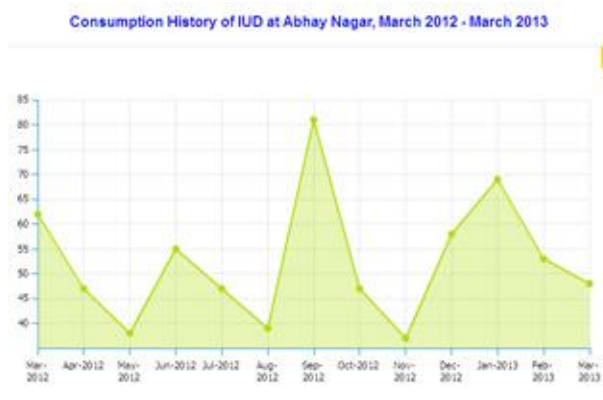
Condom:



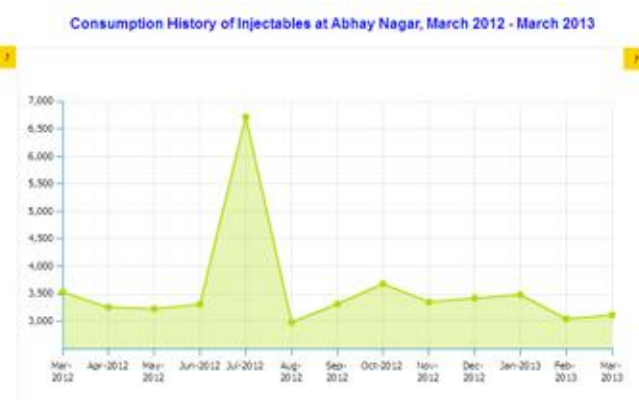
Oral Pill:



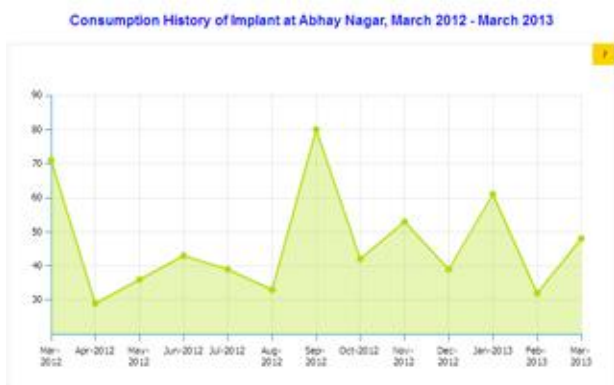
IUD:



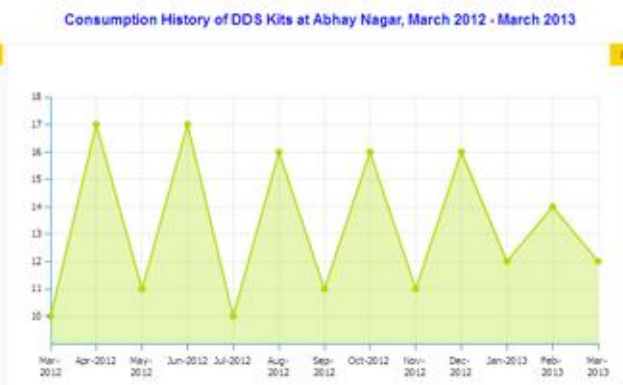
Injectables:



Implant:



DDS Kits:



Family Planning Monthly Logistics Report

8. Report on Upazila and Warehouse having stock out in last month

Report on Upazila and Warehouse having stockout - March, 2013

[Reporting rate 100%]

[illegible]