

FAMILY PLANNING MONTHLY LOGISTICS REPORT

January 2013



Management Information System (MIS)
Directorate General of Family Planning (DGFP)

6, Kawran Bazar, Dhaka1215

Email: dirmisfp@gmail.com, dirlsdgfp@gmail.com
www.dgfplmis.org

1. DGFP Stock Status Report

DGFP STOCK STATUS REPORT (2011-13): Notes

CONDOM – Current national stock 276.6 m and this stock can be used up to February 2015. FY 2011-2012 GoB 150m – Commodity received in full.

PILL – Current national stock of pill is 159.0 m cycles which will go up to June 2014.FY 2011-12 pool fund 150m out of which 128.2m received as of 31 January 2013; 21.8m yet to receive.2012-13 Pool fund 150m: Bid Evaluation Report sent to WB for NOC on 18 December 2012. After this, reply to queries sent to WB on 11 February 2013.

Family Planning Monthly Logistics Report

IUD – Current national stock is 0.653 m pcs and this stock can be used up to September 2014. 2011-12 (Pool fund 0.50m – Commodity received in full + GoB revenue fund 0.40m - Procurement process completed and Letter of Credit opened).

INJECTABLES – Current stock of 17.9m will be used by March 2014. 2011-12 Pool fund 10m – Commodity received in full. 2011-12 GoB (Development) - 2.0m: Commodity received in full. 2012-13 GoB development 2.0m: Contract signed on 24 December 2012 and Letter of Credit opening under process. 2012-13 Pool fund 9.9m: Revised BER sent to WB on 12 February 2013. 2012-13 GoB revenue 2.3m: BER is being sent to DG on 14 February 2013 for approval.

IMPLANT – Current stock is 0.954 m and this can be used up to October 2015. 2011-12 Pool fund (0.39m single rod): Commodity received in full. 2011-12 Pool fund (0.112m 2- rod) – Commodity received in full. 2011-12 GoB revenue fund: 0.314m single rod – Commodity received in full. 2012-13 Pool fund (0.245m single rod) - Price negotiation done on 12 February 2013. BER expected to be sent to WB in next week. 2012-13 GoB-development (0.107m single rod) - TEC held on 12 February 2013.

DDS KITS – Current national stock is 0.050 m which can be used up to September 2013. 2011-12 GoB revenue (14,845 Kits): commodity received in full and 2011-12 Pool fund 60,000 pcs: commodity received in full. 2012-13 Pool fund (0.060m) - Purchase summary sent to MOHFW on 13 February 2013. 2012-13 GoB-developments (0.015m): Contract signed on 11 February 2013.

2. National receipts quantity by product by Month

Contraceptive Received Report

Month: January, 2013

<i>Items</i>	<i>Supplied by</i>	<i>Date Received</i>	<i>Qty Received</i>	<i>Remarks</i>
CONDOMS	KHULNA ESSENTIAL LATEX PLANT(KELP)	15/01/2013	1,652,000	Received at Bogra RWH
	KHULNA ESSENTIAL LATEX PLANT(KELP)	16/01/2013	1,674,000	
	KHULNA ESSENTIAL LATEX PLANT(KELP)	16/01/2013	1,674,000	
C O N D O M S T O T A L			5,000,000	

ORAL PILLS (SHUKHI)	JANATA TRADERS (FAMYCARE INDIA)	01/07/2013	6,652,800	Received at Chittagong Warehouse
	JANATA TRADERS (FAMYCARE INDIA)	01/07/2013	5,322,240	
S H U K H I T O T A L			11,975,040	

Implant Jadelle (two rod with canuolla)	RUBEN and RASA (PVT) LTD.	01/02/2013	111,800	Received at Central Warehouse
I M P L A N T J A D E L L E T O T A L			111,800	

Family Planning Monthly Logistics Report

3. Contraceptive Summary Report by month

Contraceptive Summary Report of January 2013

[Reporting rate 100%]



MOS less than 4.0



MOS 4.0 - 7.9



MOS 8.0 and above

MOS = Month of Stock

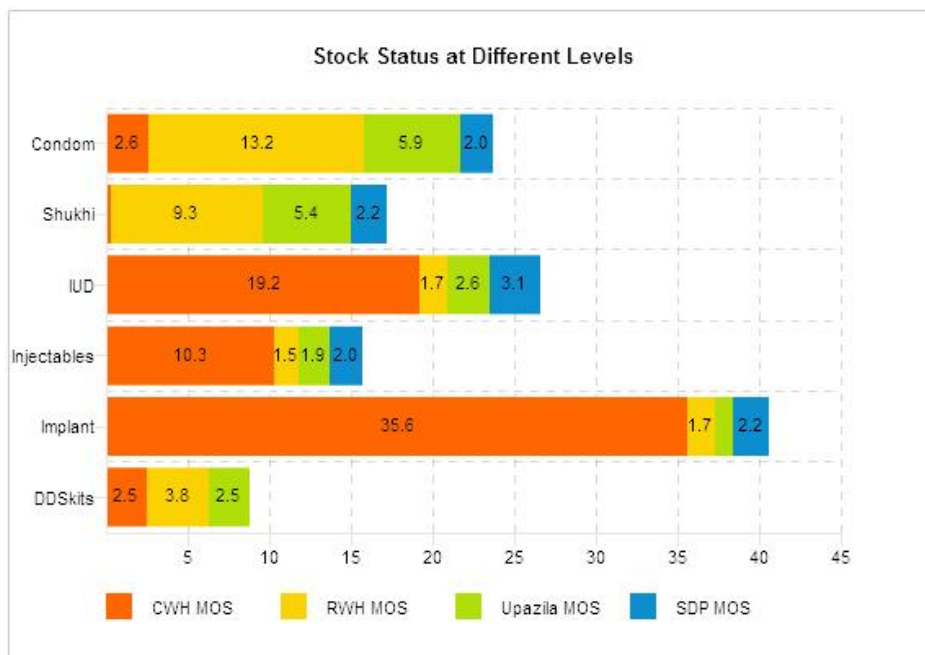
SL	Name of Products	Reported Consumption	Adjusted Consumption	Reported Closing Balance	Adjusted Closing Balance	Average Monthly Consumption	MOS
1	Condom	11,927,717	11,927,717	275,292,221	275,292,221	11,599,175	23.7
2	Shukhi	9,064,389	9,064,389	155,405,734	155,405,734	9,030,852	17.2
3	IUD	26,451	26,451	652,631	652,631	24,487	26.7
4	Injectables	1,194,441	1,194,441	17,778,397	17,778,397	1,132,592	15.7
5	Implant	29,022	29,022	945,830	945,830	23,271	40.6
6	DDSKits	5,825	5,825	50,268	50,268	5,782	8.7

Show All

4. Report of Stock Status at Different Levels

Report of Stock Status at Different Levels on January 2013

[Reporting rate 100%]



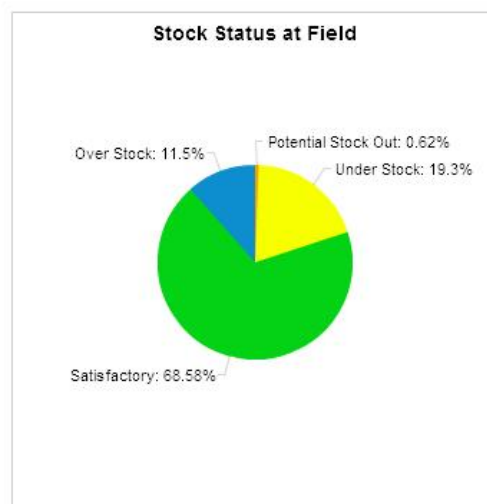
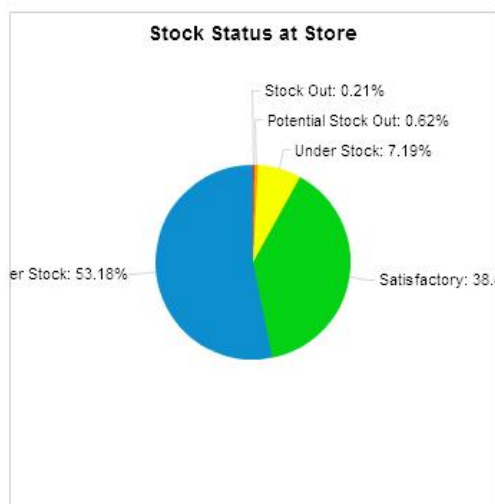
Products	100% Adjusted Consump. of Cur. Month	Avrg. Consump. of Last 6 Months	CWH Level	MOS	RWH Level	MOS	Upazila Level	MOS	Field Level	MOS	National Level
Condom	11,927,717	11,599,175	30,222,600	2.6	153,536,120	13.2	67,865,705	5.9	23,667,796	2	275,211
Shukhi	9,064,389	9,030,852	2,476,800	0.3	84,292,032	9.3	48,525,313	5.4	20,111,589	2.2	155,411
IUD	26,451	24,487	469,900	19.2	41,761	1.7	64,172	2.6	76,798	3.1	64,172
Injectables	1,194,441	1,132,592	11,630,500	10.3	1,720,500	1.5	2,186,728	1.9	2,240,669	2	17,711
Implant	29,022	23,271	828,476	35.6	39,496	1.7	26,162	1.1	51,696	2.2	9,411
DDSKits	5,825	5,782	14,197	2.5	21,704	3.8	14,538	2.5			

5. Stock Status by product at Upazila Store and Field:

a. Condom:

Stock Status at Upazila Store and Field on January 2013

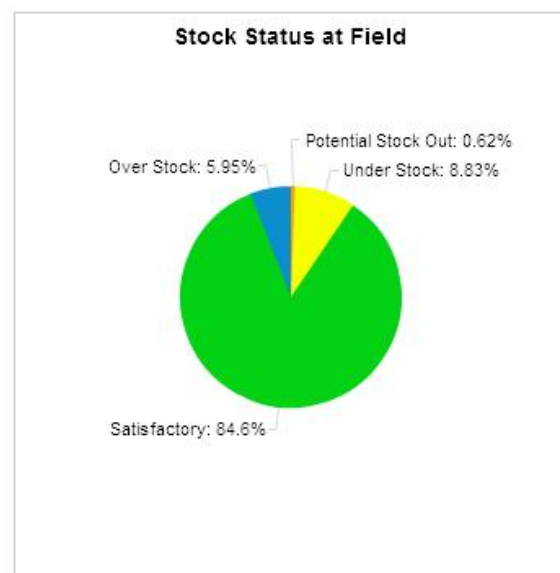
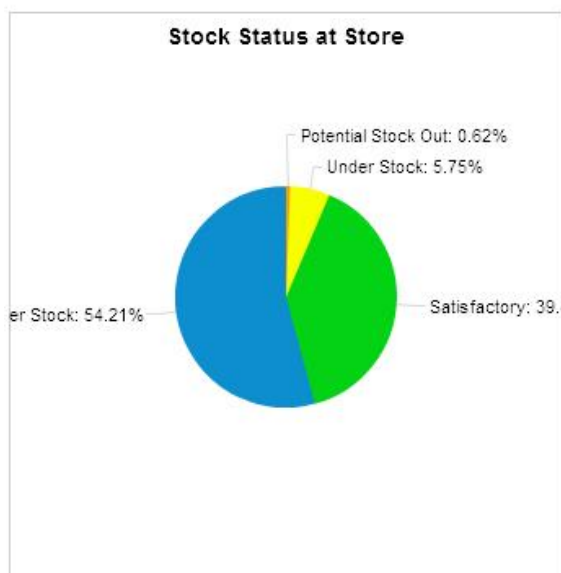
[Reporting rate 100%]



b. Oral Pill:

Stock Status at Upazila Store and Field on January 2013

[Reporting rate 100%]

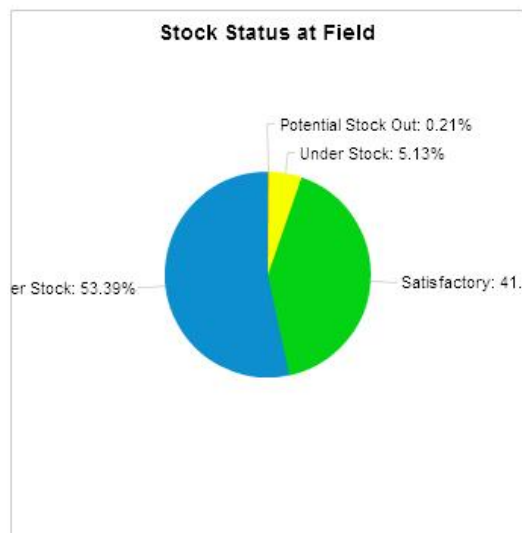
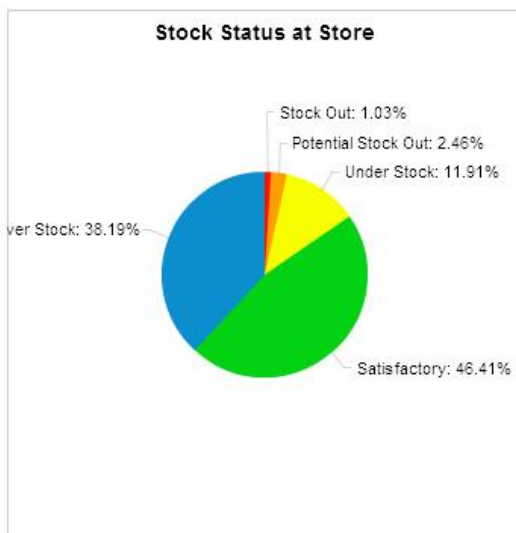


Family Planning Monthly Logistics Report

c. IUD:

Stock Status at Upazila Store and Field on January 2013

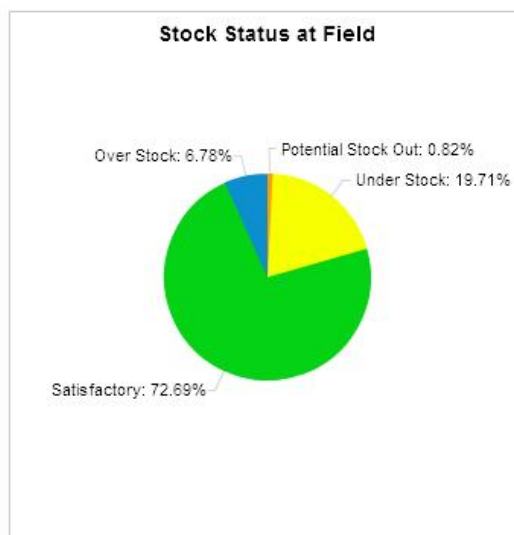
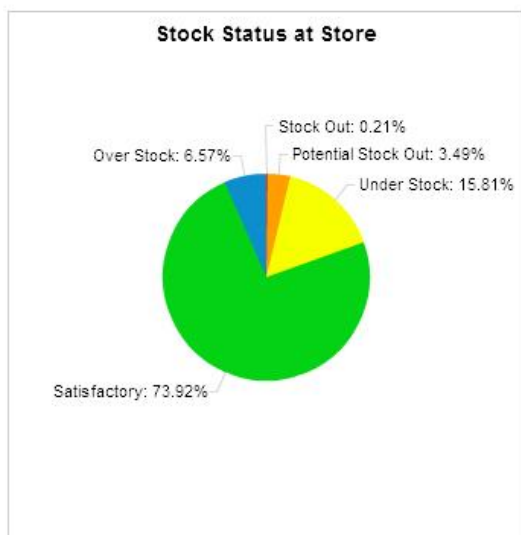
[Reporting rate 100%]



d. Injectables:

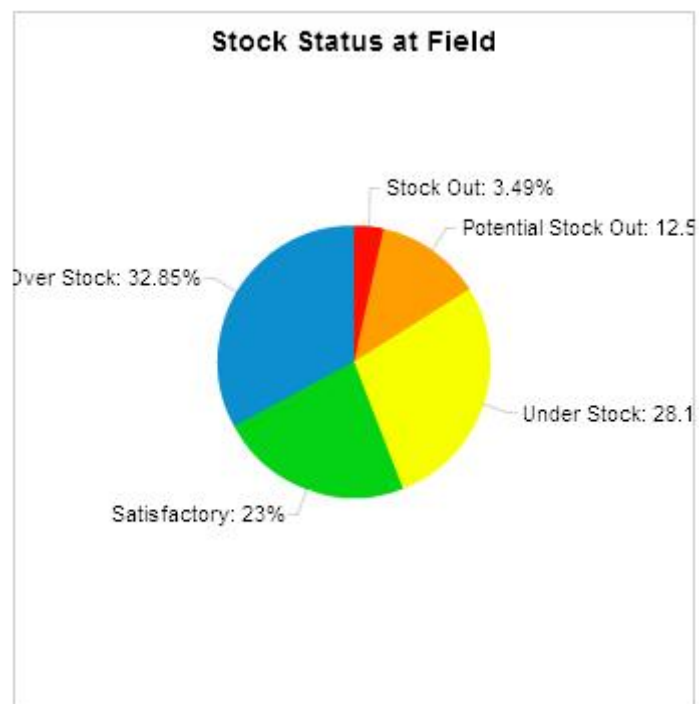
Stock Status at Upazila Store and Field on January 2013

[Reporting rate 100%]

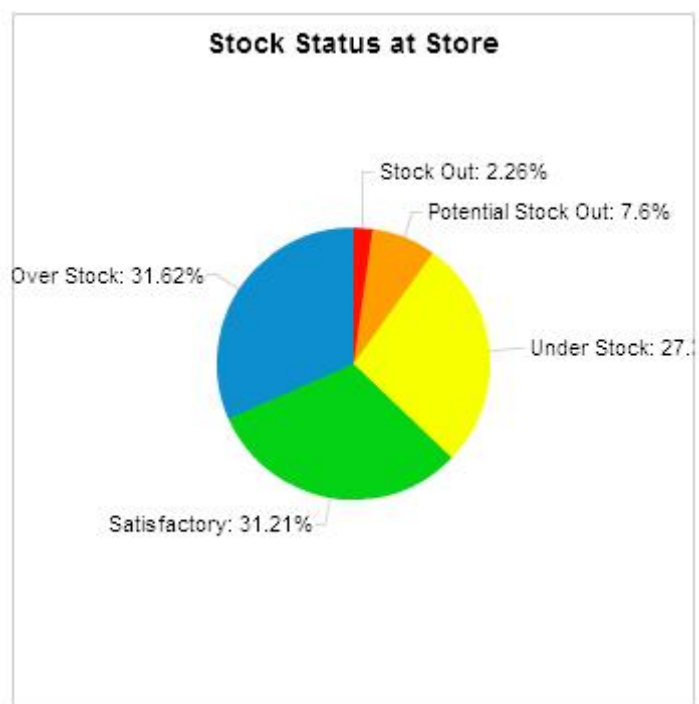


Family Planning Monthly Logistics Report

e. Implant:



f. DDS Kits:



Family Planning Monthly Logistics Report

6. Stock Status by product at Regional Warehouses

SL	WH Name	Condom CBL	Condom AMD	Condom MOS	Shukhi CBL	Shukhi AMD	Shukhi MOS	IUD CBL	IUD AMD	IUD MOS	Injectables CBL	Injectables AMD	Injectables MOS	Implant CBL	Implant AMD	Implant MOS	DDSKits CBL	DDSKits AMD	DDSKits MOS
1	Bandarban RWH	453,600	31,789	14.27	384,080	21,225	18.09	80	103	0.78	3,500	3,659	0.96	144	168	0.86	101	34	2.97
2	Bhola RWH	939,600	143,339	6.56	973,440	107,110	9.09	1,150	449	2.56	74,000	43,893	1.69	1,970	466	4.23	235	75	3.13
3	Bogra RWH	27,483,200	531,222	51.74	3,647,520	516,002	7.07	1,900	861	2.21	106,200	46,172	2.30	6,728	1,695	3.97	6,794	299	22.72
4	Chittagong RWH	51,171,320	631,395	81.04	53,619,142	405,000	132.39	1,450	1,621	0.89	71,900	68,744	1.05	4,822	1,266	3.81	6,970	359	19.42
5	Comilla RWH	582,000	1,082,895	0.54	336,860	493,964	0.68	2,750	1,860	1.48	142,000	92,009	1.54	1,700	1,029	1.65	239	453	0.53
6	Dhaka CVWH	30,222,600	1,779,337	16.99	2,476,800	970,540	2.55	469,900	3,775	124.48	11,630,500	127,139	91.48	828,476	2,204	375.90	14,197	539	26.34
7	Dinajpur RWH	2,328,000	210,119	11.08	1,294,560	408,294	3.17	1,100	774	1.42	81,000	46,128	1.76	1,488	1,376	1.08	54	262	0.21
8	Faridpur RWH	1,278,000	736,226	1.74	1,956,960	553,959	3.53	3,050	1,817	1.68	122,000	61,739	1.98	64	1,570	0.04	675	501	1.35
9	Jamajpur RWH	5,124,000	383,794	13.35	1,455,840	330,378	4.41	1,595	730	2.18	73,600	38,712	1.90	1,568	773	2.03	606	139	4.36
10	Jessore RWH	2,316,000	519,571	4.46	652,320	433,889	1.50	2,150	1,173	1.83	120,400	60,767	1.98	1,248	1,167	1.07	443	331	1.34
11	Khulna RWH	42,292,400	823,007	51.39	3,335,040	573,559	5.81	3,000	1,306	2.30	112,200	55,057	2.04	3,462	1,206	2.87	2,888	369	7.83
12	Kushtia RWH	1,239,800	333,958	3.71	1,488,960	234,607	6.35	1,300	421	3.09	78,100	41,131	1.90	2,304	837	2.75	321	149	2.15
13	Mymensingh RWH	1,362,000	959,053	1.42	1,031,040	990,983	1.04	4,300	2,140	2.01	123,000	62,402	1.97	868	1,921	0.45	710	445	1.60
14	Noakhali RWH	1,587,000	369,192	4.30	1,706,400	213,836	7.98	5,600	952	5.88	95,000	48,878	1.94	2,750	621	4.43	161	231	0.70
15	Pabna RWH	4,140,000	487,924	8.48	3,137,760	431,214	7.28	2,300	1,141	2.02	98,000	55,653	1.76	900	629	1.43	280	230	1.22
16	Patuakhali RWH	2,496,600	127,960	19.51	954,720	170,598	5.60	1,350	703	1.92	68,300	32,327	2.11	3,250	752	4.32	305	164	1.86
17	Rajshahi RWH	1,866,000	644,356	2.90	2,956,320	406,102	7.28	1,911	652	2.93	104,500	49,748	2.10	1,751	1,148	1.53	115	223	0.52
18	Rangamati RWH	2,562,600	54,893	46.68	790,560	36,308	21.77	225	83	2.71	6,000	3,626	1.65	224	123	1.82	24	49	0.49
19	Rangpur RWH	2,910,000	582,436	5.00	2,273,760	930,666	2.44	3,000	1,895	1.58	118,000	117,731	1.00	2,192	2,783	0.79	240	449	0.53
20	Sylhet RWH	642,000	722,614	0.89	393,120	427,732	0.92	2,400	1,493	1.61	65,800	44,855	1.47	1,039	957	1.09	332	341	0.97
21	Tangail RWH	762,000	444,095	1.72	1,903,650	374,886	5.08	1,150	538	2.14	57,000	32,202	1.77	1,024	580	1.77	211	183	1.15
Total		183,758,720	11,599,175		86,768,832	9,030,852		511,661	24,467		13,351,000	1,132,592		867,972	23,271		35,901	5,825	

Family Planning Monthly Logistics Report

7. Month-wise consumption of products for last 12-months

Oral Pill:



Condom:



Injectables:



IUD:



DDS Kits:



Implant:








































Family Planning Monthly Logistics Report

8. Report on Upazila and Warehouse having stock out in last month

Report on Upazila and Warehouse having stockout - January, 2013

[Reporting rate 100%]

SL	Products Name	No of Stockout WH	% of Stockout WH	View WH List	No of Stockout Upazila Store	% of Stockout Upazila Store	View Upazila store List	No of Stockout Upazila Field	% of Stockout Upazila Field	View Upazila Field List
1	Condom	0	0%		1	0%		0	0%	
2	Shukhi	0	0%		0	0%		0	0%	
3	IUD	0	0%		5	1%		0	0%	
4	Injectables	0	0%		1	0%		0	0%	
5	Implant	0	0%					17	3%	
6	DDS Kits	0	0%		11	2%				
7	ECP	20	95%		461	95%		245	50%	
8	Disposable Syringe	0	0%		1	0%		1	0%	
9	Saree	0	0%		252	52%		35	7%	
10	Lunjee	0	0%		260	53%		34	7%	
11	Tubectomy MSR Kit	19	90%		487	100%		487	100%	
12	IUD MSR Kit	19	90%		486	100%		487	100%	
13	Vasectomy MSR Kit	20	95%		487	100%		487	100%	
									Contraceptives	