

FAMILY PLANNING MONTHLY LOGISTICS REPORT

February 2013



Management Information System (MIS)
Directorate General of Family Planning (DGFP)

6, Kawran Bazar, Dhaka1215

Email: dirmisfp@gmail.com, dirlsdgfp@gmail.com

www.dgfplmis.org

Family Planning Monthly Logistics Report

1. DGFP Stock Status Report

| | | DGFP STOCK STATUS** REPORT | | | | | | | | | | | | | | | | | | | | | | | | | | | | | | | | | | | | | | | | | | | | | | | |
|-------------|--------|---|---|---|---|---|---|---|----|----|----|---|---|------|---|---|---|---|---|---|----|----|----|---|---|------|---|---|---|---|---|---|----|----|----|---|---|------|---|---|---|---|---|---|----|----|----|--|--|
| | | February 2013 (Updated 07 March 2013) | | | | | | | | | | | | | | | | | | | | | | | | | | | | | | | | | | | | | | | | | | | | | | | |
| Year | | 2013 | | | | | | | | | | | | 2014 | | | | | | | | | | | | 2015 | | | | | | | | | | | | 2016 | | | | | | | | | | | |
| Month | | 3 | 4 | 5 | 6 | 7 | 8 | 9 | 10 | 11 | 12 | 1 | 2 | 3 | 4 | 5 | 6 | 7 | 8 | 9 | 10 | 11 | 12 | 1 | 2 | 3 | 4 | 5 | 6 | 7 | 8 | 9 | 10 | 11 | 12 | 1 | 2 | 3 | 4 | 5 | 6 | 7 | 8 | 9 | 10 | 11 | 12 | | |
| Condom | | CS (263.8m) - 24 mon. | | | | | | | | | | | | | | | | | | | | | | | | | | | | | | | | | | | | | | | | | | | | | | | |
| *AMC = | 11.0m | 2011-12 (Pool fund 4.1m) | | | | | | | | | | | | | | | | | | | | | | | | | | | | | | | | | | | | | | | | | | | | | | | |
| Pill | | CS (165.3m) - 17 mon. | | | | | | | | | | | | | | | | | | | | | | | | | | | | | | | | | | | | | | | | | | | | | | | |
| *AMC = | 9.2m | Pool fund 150m: 145.9m received as of 28 February 2013; 4.1m yet to receive. Pool fund 150m: Bid Evaluation Report sent to WB for NOC on 18 December 2012. After this, reply to queries sent to WB on 11 February 2013 | | | | | | | | | | | | | | | | | | | | | | | | | | | | | | | | | | | | | | | | | | | | | | | |
| IUD | | CS (0.627m) - 19 mon. | | | | | | | | | | | | | | | | | | | | | | | | | | | | | | | | | | | | | | | | | | | | | | | |
| *AMC = | 27,875 | GoB 0.40m: Procurement process completed and Letter of Credit opened. 2012-13 GoB-development 2.0m 2012-13 (GoB-revenue 2.3m) 2011-12 (GoB 0.40m) | | | | | | | | | | | | | | | | | | | | | | | | | | | | | | | | | | | | | | | | | | | | | | | |
| Injectables | | CS (16.6m) - 13 mon. | | | | | | | | | | | | | | | | | | | | | | | | | | | | | | | | | | | | | | | | | | | | | | | |
| *AMC = | 1.2m | GoB development 2.0m: Contract signed on 24 December 2012 and Letter of Credit opening under process. Pool fund 9.9m: Revised BER sent to WB on 12 February 2013 GoB revenue 2.3m: BER is being sent to DG on 14 February 2013 for approval | | | | | | | | | | | | | | | | | | | | | | | | | | | | | | | | | | | | | | | | | | | | | | | |
| Implant | | CS (0.918m) - 32 mon. | | | | | | | | | | | | | | | | | | | | | | | | | | | | | | | | | | | | | | | | | | | | | | | |
| *AMC = | 23,959 | Pool fund (0.245m single rod)- Draft Contract sent to WB on 14 February 2013 GoB-development (0.107m single rod)- TEC held on 12 February 2013 2012-13 GoB-development (0.0084m) | | | | | | | | | | | | | | | | | | | | | | | | | | | | | | | | | | | | | | | | | | | | | | | |
| ODS Kit | | CS (0.051m) - 08 mon. | | | | | | | | | | | | | | | | | | | | | | | | | | | | | | | | | | | | | | | | | | | | | | | |
| *AMC = | 6,345 | GoB-development (0.015m)- 6,960 kits received as of 28 February 2013, 8,040 kits yet to receive Pool fund (0.060m)- Purchase summary sent to MOHFW on 13 February 2013 | | | | | | | | | | | | | | | | | | | | | | | | | | | | | | | | | | | | | | | | | | | | | | | |

Legend:

- Current Stock of contraceptives
- To be received
- 2011-12 and 2012-13 - planned

CS = Current Stock
 AMC = Average Monthly Consumption
 BER = Bid Evaluation Report
 TEC = Technical Evaluation Committee
 NOC = No Objection Certificate
 NOA = Notification of Award

USAID
FROM THE AMERICAN PEOPLE

DGFP STOCK STATUS REPORT (2011-13): Notes

Updated 07 March 2013

CONDOM – Current national stock 263.8 m and this stock can be used up to February 2015.

PILL – Current national stock of pill is 165.3 m cycles which will go up to July 2014. FY 2011-12 pool fund 150m out of which 145.9m received as of 28 February 2013; 4.1m yet to receive. 2012-13 Pool fund 150m: Bid Evaluation Report sent to WB for NOC on 18 December 2012. After this, reply to queries sent to WB on 11 February 2013.

IUD – Current national stock is 0.627 m pcs and this stock can be used up to September 2014. 2011-12 (Pool fund 0.50m – Commodity received in full + GoB

Family Planning Monthly Logistics Report

revenue fund 0.40m - Procurement process completed and Letter of Credit opened).

INJECTABLES – Current stock of 16.6m will be used by March 2014. 2011-12 Pool fund 10m – Commodity received in full. 2011-12 GoB (Development) - 2.0m: Commodity received in full. 2012-13 GoB development 2.0m: Contract signed on 24 December 2012 and Letter of Credit opening under process. 2012-13 Pool fund 9.9m: Revised BER sent to WB on 12 February 2013. 2012-13 GoB revenue 2.3m: BER is being sent to DG on 14 February 2013 for approval.

IMPLANT – Current stock is 0.918 m and this can be used up to October 2015. 2011-12 Pool fund (0.39m single rod): Commodity received in full. 2011-12 Pool fund (0.112m 2- rod) – Commodity received in full. 2011-12 GoB revenue fund: 0.314m single rod – Commodity received in full. 2012-13 Pool fund (0.245m single rod) - Draft Contract sent to WB on 14 February 2013. 2012-13 GoB-development (0.107m single rod) - TEC held on 12 February 2013.

DDS KITS – Current national stock is 0.051 m which can be used up to October 2013. 2011-12 GoB revenue (14,845 Kits): commodity received in full and 2011-12 Pool fund 60,000 pcs: commodity received in full. 2012-13 Pool fund (0.060m) - Purchase summary sent to MOHFW on 13 February 2013. 2012-13 GoB-developments (0.015m): 6,960 kits received as of 28 February 2013, 8,040 kits yet to receive.

2. National receipts quantity by product by Month

Contraceptive Received Report

Month: February, 2013

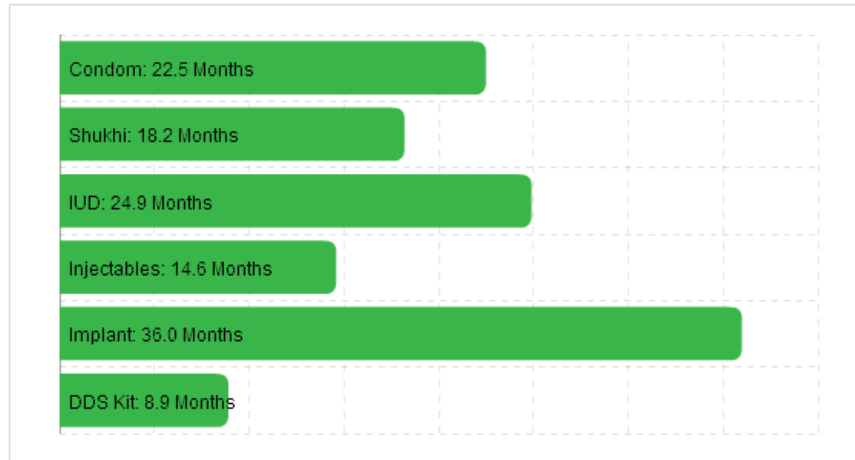
| Items | Supplier | Date Receipts | Qty | Remarks |
|--------------|--------------------------|---------------|-------------------|---------------------------|
| DDS KITS | ESSENTIAL DRUGS CO. LTD. | 12/02/2013 | 520 | Receipt at CWH |
| | ESSENTIAL DRUGS CO. LTD. | 12/02/2013 | 520 | Receipt at CWH |
| | ESSENTIAL DRUGS CO. LTD. | 13/02/2013 | 520 | Receipt at CWH |
| | ESSENTIAL DRUGS CO. LTD. | 18/02/2013 | 520 | Receipt at CWH |
| | ESSENTIAL DRUGS CO. LTD. | 18/02/2013 | 240 | Receipt at CWH |
| | ESSENTIAL DRUGS CO. LTD. | 18/02/2013 | 240 | Receipt at CWH |
| | ESSENTIAL DRUGS CO. LTD. | 18/02/2013 | 240 | Receipt at CWH |
| | ESSENTIAL DRUGS CO. LTD. | 20/02/2013 | 520 | Receipt at CWH |
| | ESSENTIAL DRUGS CO. LTD. | 20/02/2013 | 520 | Receipt at CWH |
| | ESSENTIAL DRUGS CO. LTD. | 25/02/2013 | 520 | Receipt at CWH |
| | ESSENTIAL DRUGS CO. LTD. | 25/02/2013 | 520 | Receipt at CWH |
| | ESSENTIAL DRUGS CO. LTD. | 27/02/2013 | 520 | Receipt at CWH |
| | ESSENTIAL DRUGS CO. LTD. | 27/02/2013 | 520 | Receipt at CWH |
| | ESSENTIAL DRUGS CO. LTD. | 27/02/2013 | 520 | Receipt at CWH |
| TOTAL | | | 6,960 | |
| Oral Pills | JANATA TRADERS | 02/05/2013 | 1330560 | Receipt at Chittagong RWH |
| | JANATA TRADERS | 02/08/2013 | 2661120 | Receipt at Chittagong RWH |
| | JANATA TRADERS | 02/08/2013 | 3991680 | Receipt at Chittagong RWH |
| | JANATA TRADERS | 02/08/2013 | 3991680 | Receipt at Chittagong RWH |
| | JANATA TRADERS | 02/25/2013 | 3991680 | Receipt at Chittagong RWH |
| | JANATA TRADERS | 02/26/2013 | 1330560 | Receipt at Chittagong RWH |
| | JANATA TRADERS | 02/26/2013 | 1330560 | Receipt at Chittagong RWH |
| TOTAL | | | 18,627,840 | |

Family Planning Monthly Logistics Report

3. Contraceptive Summary Report by month

Contraceptive Summary Report of February 2013

[Reporting rate 100%]



■ MOS less than 4.0
 ■ MOS 4.0 - 7.9
 ■ MOS 8.0 and above
 MOS = Month of Stock

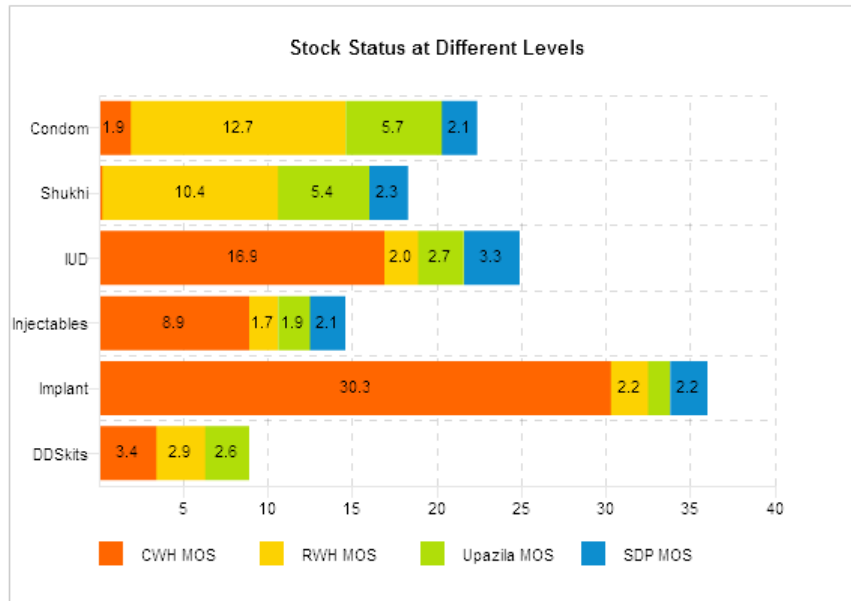
| SL | Name of Products | Reported Consumption | Adjusted Consumption | Reported Closing Balance | Adjusted Closing Balance | Average Monthly Consumption | MOS |
|----|------------------|----------------------|----------------------|--------------------------|--------------------------|-----------------------------|------|
| 1 | Condom | 11,660,864 | 11,660,864 | 264,341,212 | 264,341,212 | 11,767,494 | 22.5 |
| 2 | Shukhi | 8,893,548 | 8,893,548 | 164,683,159 | 164,683,159 | 9,043,771 | 18.2 |
| 3 | IUD | 19,709 | 19,709 | 633,406 | 633,406 | 25,485 | 24.9 |
| 4 | Injectables | 1,079,674 | 1,079,674 | 16,688,684 | 16,688,684 | 1,143,368 | 14.6 |
| 5 | Implant | 23,090 | 23,090 | 922,184 | 922,184 | 25,625 | 36 |
| 6 | DDSKits | 5,555 | 5,555 | 51,827 | 51,827 | 5,828 | 8.9 |

[Show All](#)

4. Report of Stock Status at Different Levels

Report of Stock Status at Different Levels on February 2013

[Reporting rate 100%]



| Products | 100% Adjusted Consump. of Cur. Month | Avg. Consump. of Last 6 Months | CWH Level | MOS | RWH Level | MOS | Upazila Level | MOS | Field Level | MOS | Na L |
|-------------|--------------------------------------|--------------------------------|------------|------|-------------|------|---------------|-----|-------------|-----|--------|
| Condom | 11,660,864 | 11,767,494 | 22,410,600 | 1.9 | 149,335,920 | 12.7 | 67,513,934 | 5.7 | 25,080,758 | 2.1 | 264,3- |
| Shukhi | 8,893,548 | 9,043,771 | 1,378,080 | 0.2 | 93,819,440 | 10.4 | 48,725,671 | 5.4 | 20,759,968 | 2.3 | 164,6- |
| IUD | 19,709 | 25,485 | 429,700 | 16.9 | 50,169 | 2 | 69,313 | 2.7 | 84,224 | 3.3 | 6- |
| Injectables | 1,079,674 | 1,143,368 | 10,125,300 | 8.9 | 1,978,600 | 1.7 | 2,135,603 | 1.9 | 2,449,181 | 2.1 | 16,6- |
| Implant | 23,090 | 25,625 | 777,076 | 30.3 | 55,316 | 2.2 | 34,386 | 1.3 | 55,406 | 2.2 | 9- |
| DDSKits | 5,555 | 5,828 | 19,659 | 3.4 | 16,989 | 2.9 | 15,179 | 2.6 | | | ! |

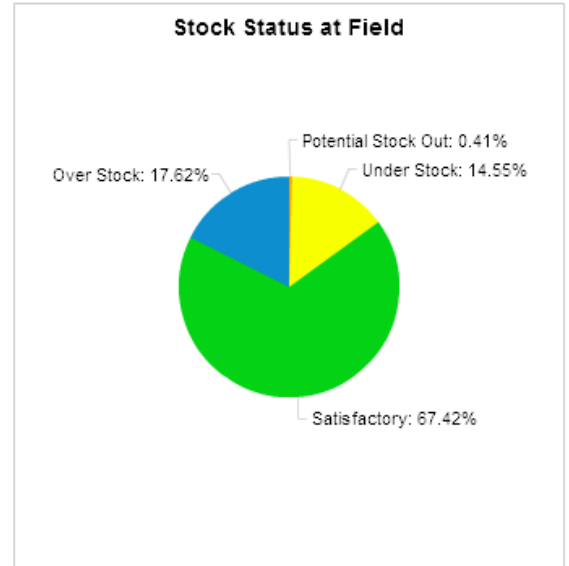
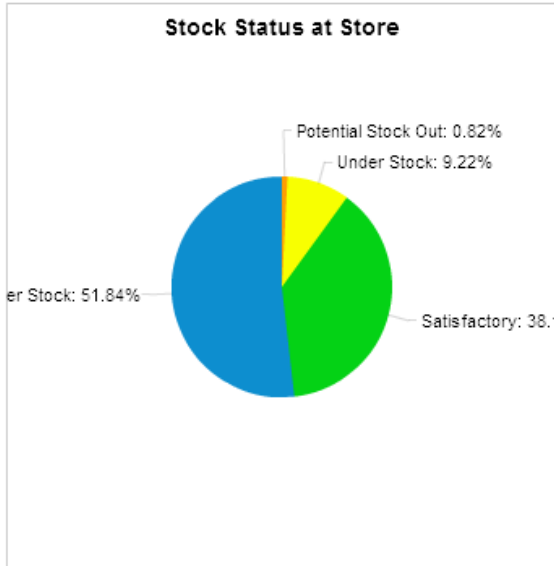
Family Planning Monthly Logistics Report

5. Stock Status by product at Upazila Store and Field:

a. Condom:

Stock Status at Upazila Store and Field on February 2013

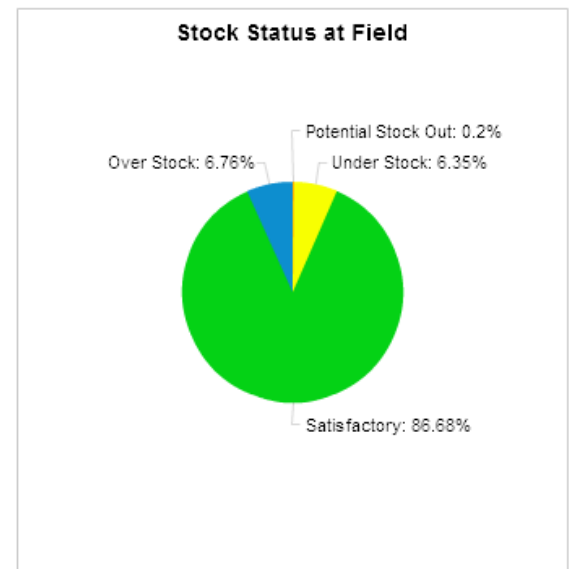
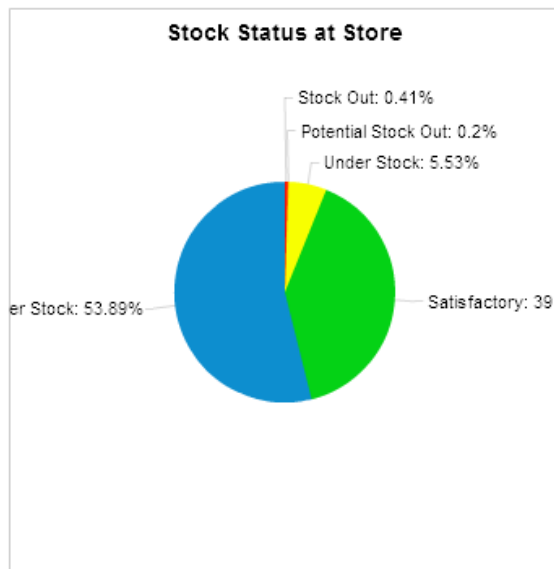
[Reporting rate 100%]



b. Oral Pill:

Stock Status at Upazila Store and Field on February 2013

[Reporting rate 100%]

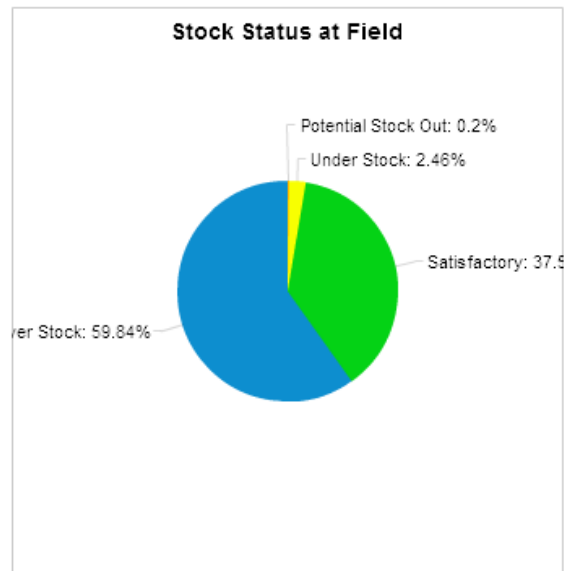
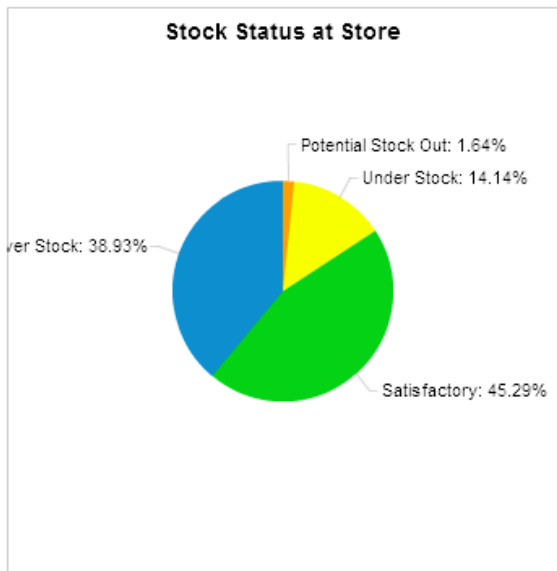


Family Planning Monthly Logistics Report

c. IUD:

Stock Status at Upazila Store and Field on February 2013

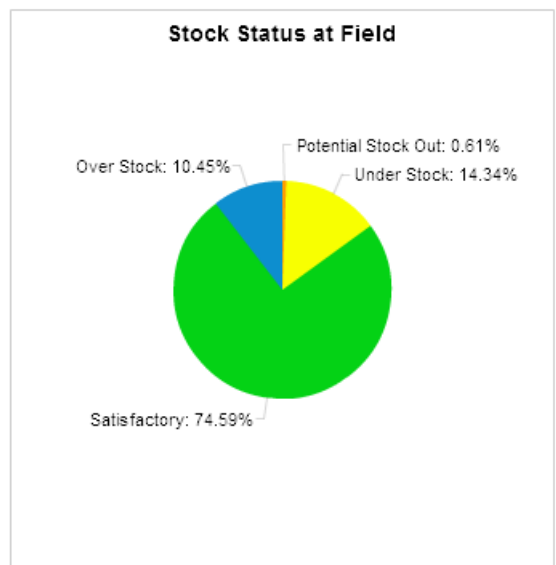
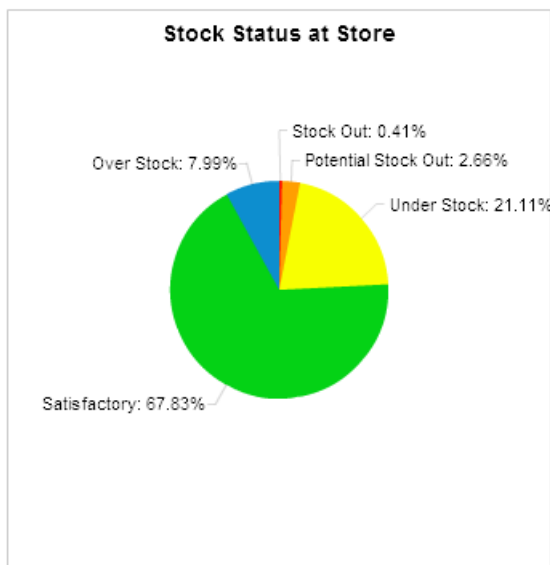
[Reporting rate 100%]



d. Injectables:

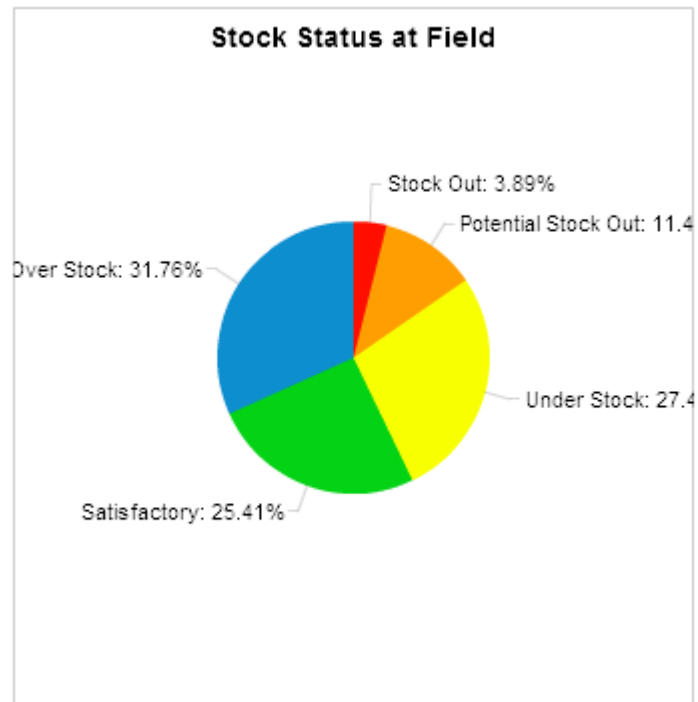
Stock Status at Upazila Store and Field on February 2013

[Reporting rate 100%]

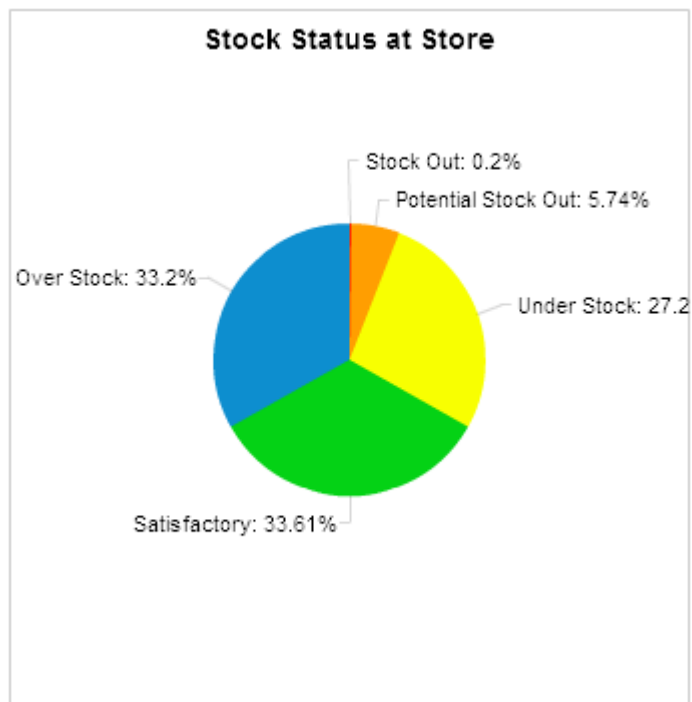


Family Planning Monthly Logistics Report

e. Implant:



f. DDS Kits:



Family Planning Monthly Logistics Report

6. Stock Status by product at Regional Warehouses

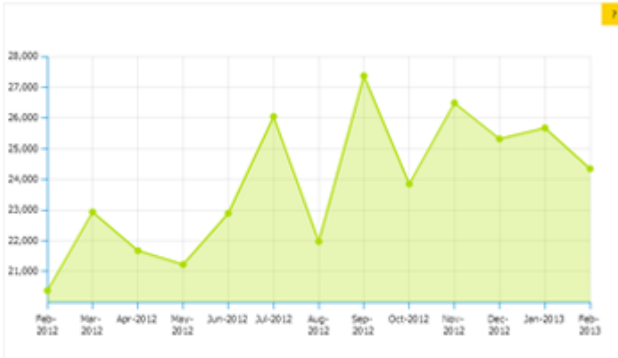
| SL | WH Name | Condom CBL | Condom AMD | Condom MOS | Shukhi CBL | Shukhi AMD | Shukhi MOS | IUD CBL | IUD AMD | IUD MOS | Injectables CBL | Injectables AMD | Injectables MOS | Implant CBL | Implant AMD | Implant MOS | DDSKits CBL | DDSKits AMD | DDSKits MOS |
|-------|----------------|-------------|------------|------------|------------|------------|------------|---------|---------|---------|-----------------|-----------------|-----------------|-------------|-------------|-------------|-------------|-------------|-------------|
| 1 | Bandarban RWH | 410,400 | 32,065 | 12.80 | 340,860 | 21,453 | 15.89 | 250 | 103 | 2.43 | 6,000 | 3,761 | 1.60 | 244 | 120 | 2.03 | 69 | 29 | 2.38 |
| 2 | Bhola RWH | 799,200 | 144,942 | 5.51 | 836,640 | 107,085 | 7.81 | 1,650 | 469 | 3.52 | 72,000 | 44,598 | 1.61 | 1,522 | 488 | 3.12 | 337 | 94 | 3.59 |
| 3 | Bogra RWH | 26,895,200 | 543,688 | 49.47 | 4,744,800 | 515,406 | 9.21 | 5,740 | 913 | 6.29 | 95,700 | 45,815 | 2.09 | 4,324 | 1,895 | 2.28 | 3,982 | 350 | 11.38 |
| 4 | Chittagong RWH | 49,347,320 | 645,242 | 76.48 | 60,876,742 | 407,214 | 149.50 | 3,850 | 1,691 | 2.28 | 278,800 | 70,323 | 3.96 | 2,172 | 1,391 | 1.56 | 5,722 | 354 | 16.16 |
| 5 | Comilla RWH | 1,626,000 | 1,073,667 | 1.51 | 166,940 | 490,078 | 0.34 | 2,550 | 1,897 | 1.34 | 193,000 | 91,648 | 2.11 | 1,750 | 1,140 | 1.54 | 256 | 437 | 0.59 |
| 6 | Dhaka CWH | 22,410,600 | 1,818,872 | 12.32 | 1,378,080 | 971,659 | 1.42 | 429,700 | 3,976 | 108.07 | 10,125,300 | 128,640 | 78.71 | 777,076 | 2,414 | 321.90 | 19,659 | 444 | 44.28 |
| 7 | Dinajpur RWH | 2,154,000 | 212,212 | 10.15 | 1,316,960 | 409,360 | 3.22 | 1,950 | 802 | 2.43 | 92,000 | 46,427 | 1.98 | 3,584 | 1,540 | 2.33 | 320 | 247 | 1.30 |
| 8 | Faridpur RWH | 1,254,000 | 750,108 | 1.67 | 1,775,520 | 556,887 | 3.19 | 3,350 | 1,934 | 1.73 | 120,000 | 62,666 | 1.91 | 3,672 | 1,696 | 2.17 | 261 | 472 | 0.55 |
| 9 | Jamalpur RWH | 4,938,000 | 391,052 | 12.63 | 1,245,600 | 328,373 | 3.79 | 1,595 | 768 | 2.08 | 72,200 | 39,212 | 1.84 | 5,168 | 851 | 6.07 | 447 | 189 | 2.37 |
| 10 | Jessore RWH | 1,752,000 | 529,808 | 3.31 | 1,502,928 | 437,015 | 3.44 | 2,150 | 1,204 | 1.79 | 120,600 | 61,202 | 1.97 | 2,096 | 1,321 | 1.59 | 128 | 303 | 0.42 |
| 11 | Khulna RWH | 41,483,600 | 826,045 | 50.22 | 4,065,120 | 570,166 | 7.13 | 2,500 | 1,341 | 1.86 | 107,500 | 55,927 | 1.92 | 2,650 | 1,264 | 2.10 | 2,631 | 345 | 7.63 |
| 12 | Kushtia RWH | 714,000 | 343,039 | 2.08 | 1,438,560 | 235,455 | 6.11 | 950 | 446 | 2.13 | 74,900 | 41,550 | 1.80 | 2,560 | 920 | 2.78 | 166 | 150 | 1.11 |
| 13 | Mymensingh RWH | 1,722,000 | 958,122 | 1.80 | 1,078,560 | 989,331 | 1.09 | 3,750 | 2,182 | 1.72 | 119,000 | 63,079 | 1.89 | 1,564 | 2,119 | 0.74 | 466 | 392 | 1.19 |
| 14 | Noakhali RWH | 1,185,000 | 373,758 | 3.17 | 1,516,320 | 211,408 | 7.17 | 4,500 | 998 | 4.51 | 96,100 | 48,743 | 1.97 | 1,950 | 670 | 2.91 | 246 | 206 | 1.19 |
| 15 | Pabna RWH | 3,312,000 | 496,749 | 6.67 | 3,080,160 | 431,680 | 7.14 | 1,900 | 1,183 | 1.61 | 92,000 | 56,326 | 1.63 | 9,400 | 690 | 13.62 | 703 | 208 | 3.38 |
| 16 | Patuakhali RWH | 2,370,600 | 129,125 | 18.36 | 1,131,840 | 173,011 | 6.54 | 1,600 | 735 | 2.18 | 64,500 | 32,540 | 1.98 | 1,450 | 870 | 1.67 | 125 | 177 | 0.71 |
| 17 | Rajshahi RWH | 1,072,200 | 665,347 | 1.61 | 2,862,720 | 409,308 | 6.99 | 1,059 | 697 | 1.52 | 111,300 | 49,961 | 2.23 | 2,051 | 1,294 | 1.59 | 445 | 221 | 2.01 |
| 18 | Rangamati RWH | 2,492,400 | 55,552 | 44.87 | 745,920 | 36,310 | 20.54 | 175 | 82 | 2.13 | 9,000 | 3,653 | 2.46 | 224 | 138 | 1.62 | 65 | 47 | 1.38 |
| 19 | Rangpur RWH | 2,430,000 | 591,419 | 4.11 | 2,213,280 | 937,929 | 2.36 | 3,400 | 1,947 | 1.75 | 110,000 | 118,908 | 0.93 | 3,584 | 3,103 | 1.16 | 135 | 418 | 0.32 |
| 20 | Sylhet RWH | 2,304,000 | 730,194 | 3.16 | 668,160 | 430,506 | 1.55 | 5,500 | 1,563 | 3.52 | 81,000 | 45,850 | 1.77 | 4,839 | 1,047 | 4.62 | 294 | 340 | 0.86 |
| 21 | Tangail RWH | 1,074,000 | 456,488 | 2.35 | 2,211,810 | 374,137 | 5.91 | 1,750 | 554 | 3.16 | 63,000 | 32,539 | 1.94 | 512 | 654 | 0.78 | 191 | 132 | 1.45 |
| Total | | 171,746,520 | 11,767,494 | | 95,197,520 | 9,043,771 | | 479,869 | 25,485 | | 12,103,900 | 1,143,368 | | 832,392 | 25,625 | | 36,648 | 5,555 | |

Family Planning Monthly Logistics Report

7. Month-wise consumption of products for last 12-months

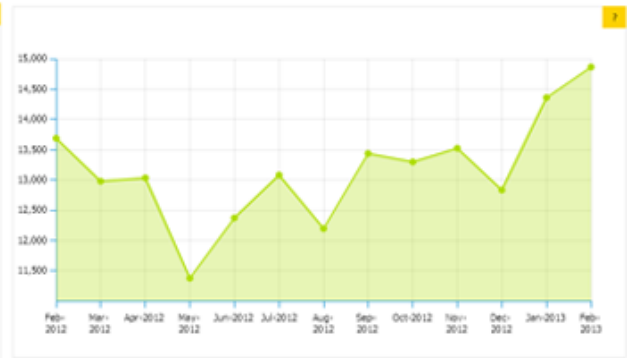
Condom:

Consumption History of Condom at Abhay Nagar, February 2012 - February 2013



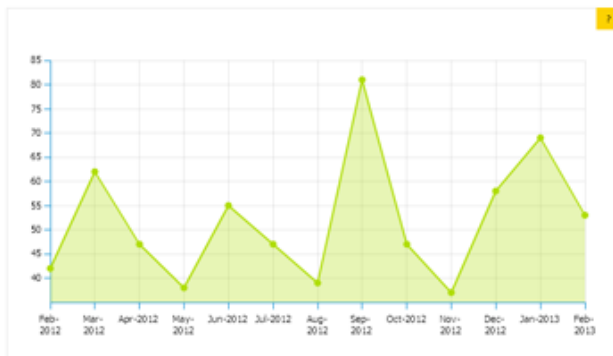
Oral Pill:

Consumption History of Pill at Abhay Nagar, February 2012 - February 2013



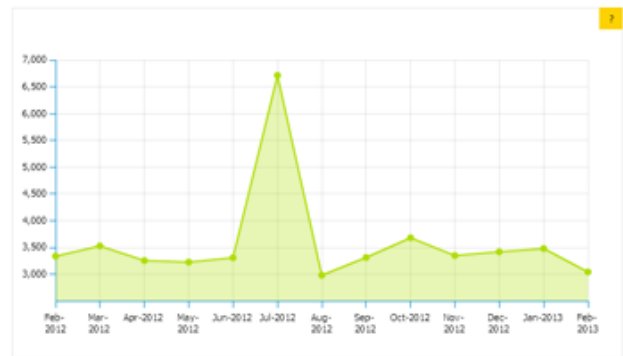
IUD:

Consumption History of IUD at Abhay Nagar, February 2012 - February 2013



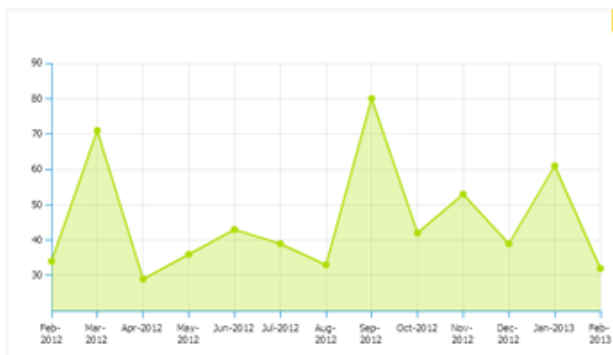
Injectables:

Consumption History of Injectables at Abhay Nagar, February 2012 - February 2013



Implant:

Consumption History of Implant at Abhay Nagar, February 2012 - February 2013



DDS Kits:

Consumption History of DDS Kits at Abhay Nagar, February 2012 - February 2013



Family Planning Monthly Logistics Report

8. Report on Upazila and Warehouse having stock out in last month

Report on Upazila and Warehouse having stockout - February, 2013

[Reporting rate 100%]

| SL | Products Name | No of Stockout WH | % of Stockout WH | View WH List | No of Stockout Upazila Store | % of Stockout Upazila Store | View Upazila store List | No of Stockout Upazila Field | % of Stockout Upazila Field | View Upazila Field List |
|----------------|--------------------|-------------------|------------------|--------------|------------------------------|-----------------------------|-------------------------|------------------------------|-----------------------------|-------------------------|
| 1 | Condom | 0 | 0% | ☰ | 0 | 0% | ☰ | 0 | 0% | ☰ |
| 2 | Shukhi | 0 | 0% | ☰ | 2 | 0% | ☰ | 0 | 0% | ☰ |
| 3 | IUD | 0 | 0% | ☰ | 0 | 0% | ☰ | 0 | 0% | ☰ |
| 4 | Injectables | 0 | 0% | ☰ | 2 | 0% | ☰ | 0 | 0% | ☰ |
| 5 | Implant | 0 | 0% | ☰ | | | | 19 | 4% | ☰ |
| 6 | DDS Kits | 0 | 0% | ☰ | 1 | 0% | ☰ | | | |
| 7 | ECP | 21 | 100% | ☰ | 465 | 95% | ☰ | 263 | 54% | ☰ |
| 8 | Disposable Syringe | 0 | 0% | ☰ | 0 | 0% | ☰ | 0 | 0% | ☰ |
| 9 | Saree | 0 | 0% | ☰ | 245 | 50% | ☰ | 31 | 6% | ☰ |
| 10 | Lungee | 1 | 5% | ☰ | 258 | 53% | ☰ | 31 | 6% | ☰ |
| 11 | Tubectomy MSR Kit | 21 | 100% | ☰ | 488 | 100% | ☰ | 488 | 100% | ☰ |
| 12 | IUD MSR Kit | 20 | 95% | ☰ | 487 | 100% | ☰ | 488 | 100% | ☰ |
| 13 | Vasectomy MSR Kit | 21 | 100% | ☰ | 488 | 100% | ☰ | 488 | 100% | ☰ |
| Contraceptives | | | | | | | | | | |