

FAMILY PLANNING MONTHLY LOGISTICS REPORT

April 2013



Management Information System (MIS)
Directorate General of Family Planning (DGFP)

6, Kawran Bazar, Dhaka1215

Email: dirmisfp@gmail.com, dirlsdgfp@gmail.com
www.dgfplmis.org

Family Planning Monthly Logistics Report

IUD – Current national stock is 0.992 m pcs and this stock can be used up to August 2015. 2011-12 (Pool fund 0.50m – Commodity received in full + GoB revenue fund 0.40m - Commodity received in full.

INJECTABLES – Current stock of 14.5m will be used by March 2014. 2011-12 Pool fund 10m – Commodity received in full. 2011-12 GoB (Development) - 2.0m: Commodity received in full. 2012-13 GoB development 2.0m: Contract signed on 24 December 2012 and Letter of Credit opening under process. GoB revenue 2.3m: Contract signed on 18 March 2013. 2012-13 Pool fund 9.9m: Purchase summary sent to MOHFW on 28 March 2013.

IMPLANT – Current stock is 0.873 m and this can be used up to September 2015. 2011-12 Pool fund (0.39m single rod): Commodity received in full. 2011-12 Pool fund (0.112m 2- rod) – Commodity received in full. 2011-12 GoB revenue fund: 0.314m single rod – Commodity received in full. 2012-13 Pool fund (0.245m single rod) - Purchase summary sent to MOHFW on 31 March 2013. 2012-13 GoB-development (0.107m single rod) - Purchase summary sent to MOHFW on 23 April 2013.

DDS KITS – Current national stock is 0.045 m which can be used up to November 2013. 2011-12 GoB revenue (14,845 Kits): commodity received in full and 2011-12 Pool fund 60,000 pcs: commodity received in full. 2012-13 Pool fund (0.060m) - Purchase summary sent to MOHFW on 13 February 2013. 2012-13 GoB-developments (0.015m) - 14,100 kits received as of 30 April 2013; 900 kits yet to receive.

Family Planning Monthly Logistics Report

2. National receipts quantity by product by Month

Contraceptive Received Report

Month: April, 2013

Items	Supplier	Receiver	Date Receipts	Qty	Remarks
DDS KITS					
TOTAL					
Oral Pills					
TOTAL					

Family Planning Monthly Logistics Report

3. Contraceptive Summary Report by month

Contraceptive Summary Report of April 2013

[Reporting rate 100%]

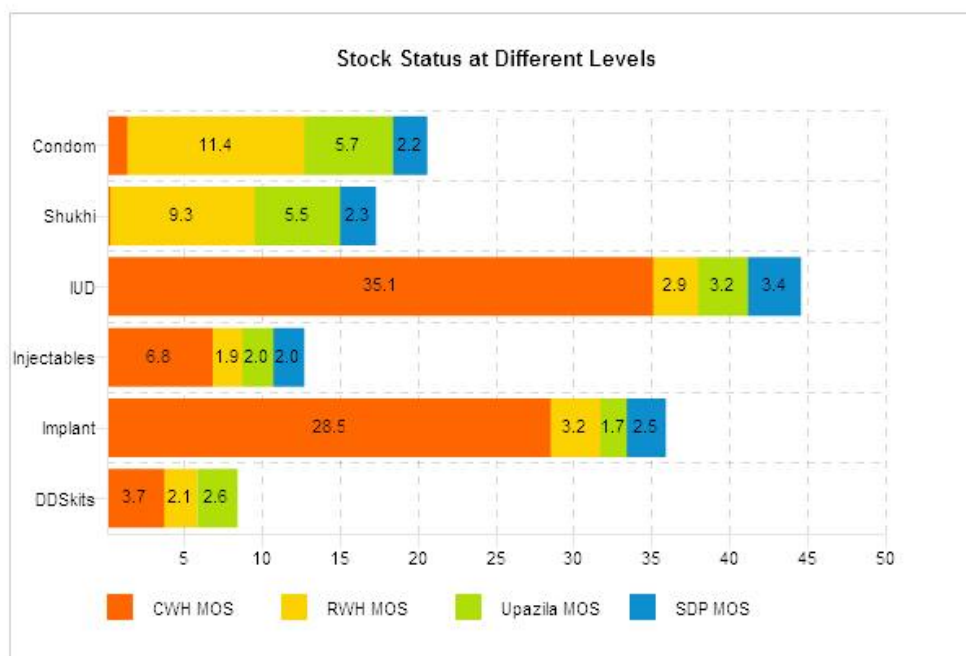


SL	Name of Products	Reported Consumption	Adjusted Consumption	Reported Closing Balance	Adjusted Closing Balance	Average Monthly Consumption	MOS
1	Condom	11,581,417	11,581,417	240,983,269	240,983,269	11,690,270	20.6
2	Shukhi	8,649,823	8,649,823	154,255,069	154,255,069	8,907,497	17.3
3	IUD	20,988	20,988	991,880	991,880	22,203	44.7
4	Injectables	1,180,824	1,180,824	14,363,853	14,363,853	1,136,814	12.6
5	Implant	24,649	24,649	868,129	868,129	24,168	35.9
6	DDSKits	5,694	5,694	48,149	48,149	5,744	8.4
<div>Show All</div>							

4. Report of Stock Status at Different Levels

Report of Stock Status at Different Levels on April 2013

[Reporting rate 100%]



Products	100% Adjusted Consump. of Cur. Month	Avg. Consump. of Last 6 Months	CWH Level	MOS	RWH Level	MOS	Upazila Level	MOS	Field Level	MO
Condom	11,581,417	11,690,270	15,612,600	1.3	132,933,320	11.4	67,196,034	5.7	25,241,315	2.2
Shukhi	8,649,823	8,907,497	2,132,640	0.2	82,917,792	9.3	49,129,680	5.5	20,074,957	2.3
IUD	20,988	22,203	779,300	35.1	64,940	2.9	72,032	3.2	75,608	3.4
Injectables	1,180,824	1,136,814	7,697,400	6.8	2,138,000	1.9	2,288,820	2	2,239,633	2
Implant	24,649	24,168	689,326	28.5	77,452	3.2	40,693	1.7	60,658	2.5
DDSKits	5,694	5,744	21,161	3.7	11,884	2.1	15,148	2.6		

<
...
>

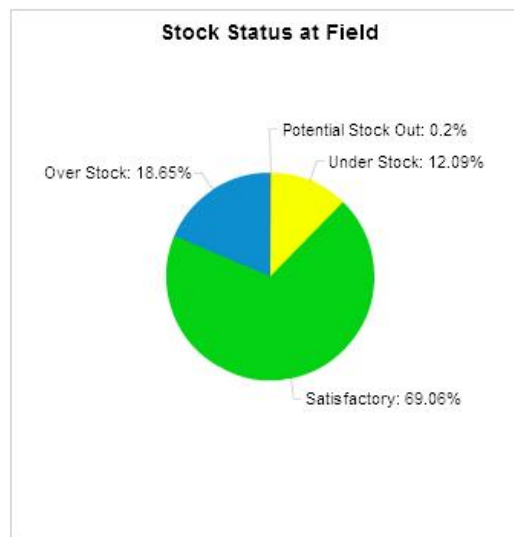
Show All

5. Stock Status by product at Upazila Store and Field:

a. Condom:

Stock Status at Upazila Store and Field on April 2013

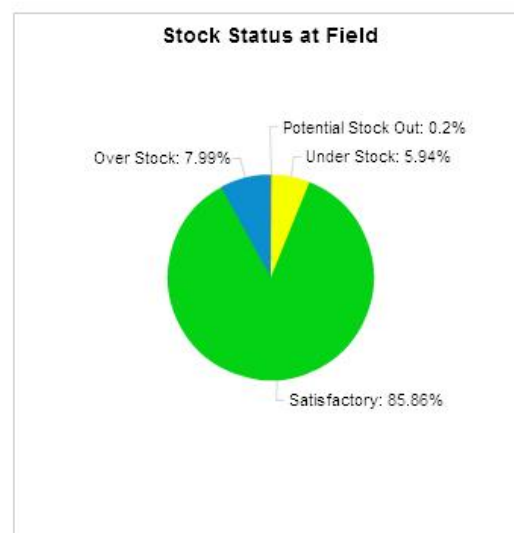
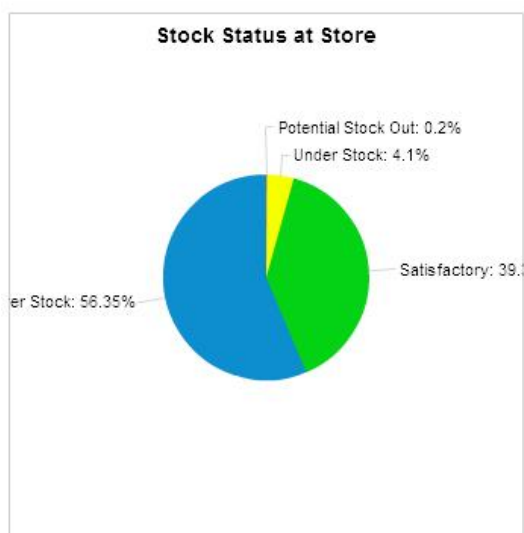
[Reporting rate 100%]



b. Oral Pill:

Stock Status at Upazila Store and Field on April 2013

[Reporting rate 100%]

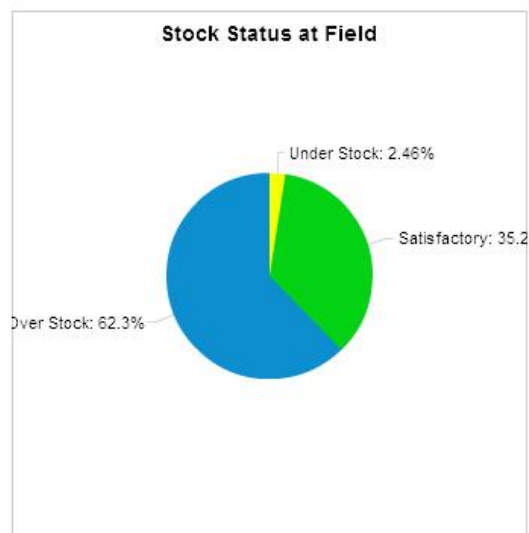
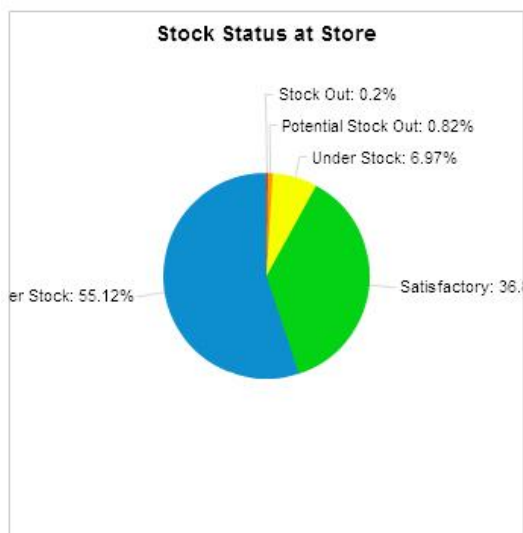


Family Planning Monthly Logistics Report

c. IUD:

Stock Status at Upazila Store and Field on April 2013

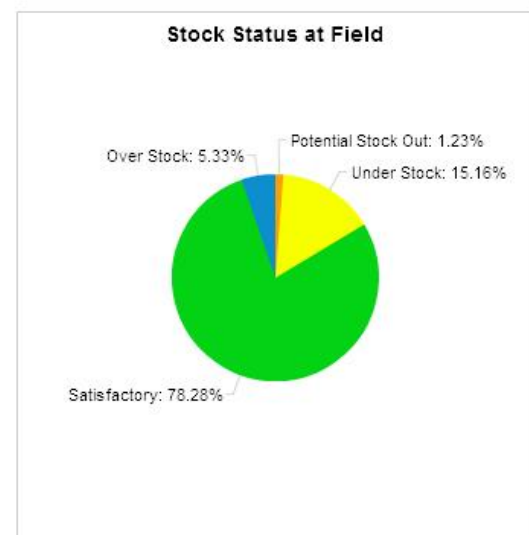
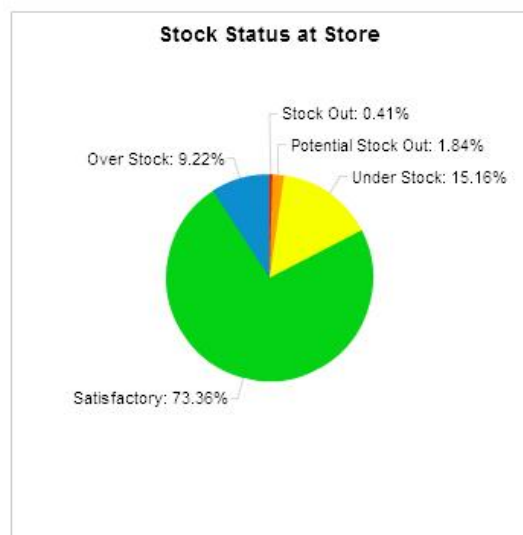
[Reporting rate 100%]



d. Injectables:

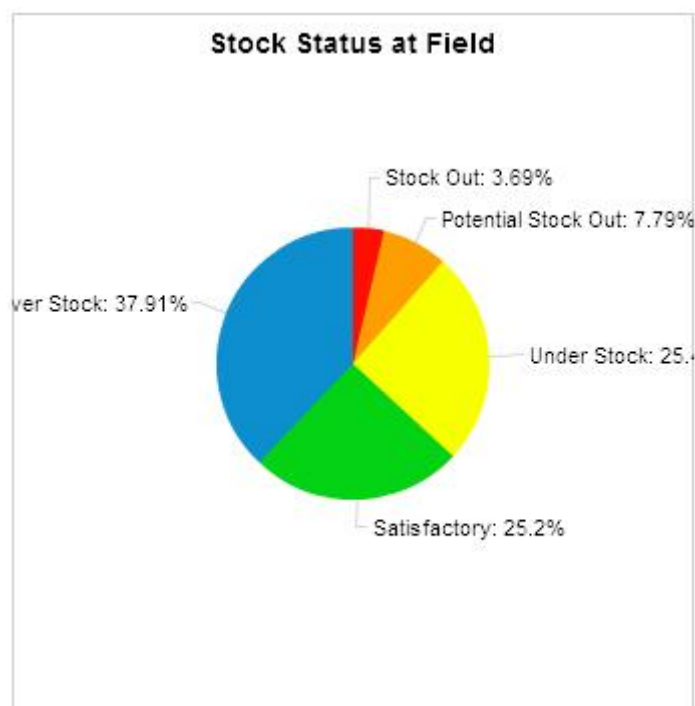
Stock Status at Upazila Store and Field on April 2013

[Reporting rate 100%]

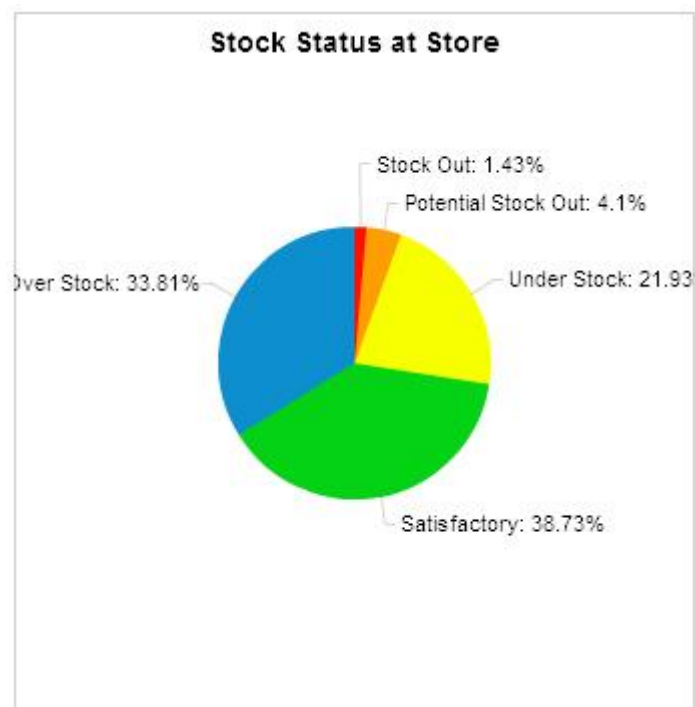


Family Planning Monthly Logistics Report

e. Implant:



f. DDS Kits:



Family Planning Monthly Logistics Report

6. Stock Status by product at Regional Warehouses

SL	WH Name	Condom CBL	Condom AMD	Condom MOS	Shukhi CBL	Shukhi AMD	Shukhi MOS	IUD CBL	IUD AMD	IUD MOS	Injectables CBL	Injectables AMD	Injectables MOS	Implant CBL	Implant AMD	Implant MOS	DDSKits CBL	DDSKits AMD	DDSKits MOS
1	Bandarban RVWH	291,600	31,572	9.24	293,340	21,394	13.71	450	83	5.42	12,000	3,952	3.04	544	179	3.04	43	33	1.30
2	Bhola RVWH	496,800	142,021	3.50	635,040	104,870	6.06	1,250	398	3.14	84,000	45,622	1.84	4,000	374	10.70	436	116	3.76
3	Bogra RVWH	23,503,000	545,473	43.09	6,216,480	508,010	12.24	4,295	810	5.30	96,900	43,951	2.20	3,540	1,872	1.89	2,322	356	6.52
4	Chittagong RVWH	45,519,320	656,945	69.29	48,188,422	403,078	119.55	5,250	1,540	3.41	272,100	71,024	3.83	5,844	1,265	4.62	3,284	342	9.60
5	Comilla RVWH	1,380,000	1,029,159	1.34	1,153,340	474,766	2.43	5,050	1,635	3.09	187,000	89,117	2.10	2,750	1,057	2.60	144	425	0.34
6	Dhaka CVWH	15,612,600	1,831,616	8.52	2,132,640	960,136	2.22	779,300	3,587	217.26	7,697,400	128,919	60.65	689,326	2,241	307.60	21,161	481	43.99
7	Dinajpur RVWH	1,860,000	208,940	8.90	1,900,800	402,529	4.72	2,450	681	3.60	122,000	46,525	2.62	2,560	1,467	1.75	169	255	0.66
8	Faridpur RVWH	1,086,000	729,657	1.49	1,052,640	540,839	1.95	5,050	1,663	3.04	136,000	61,294	2.22	6,850	1,596	4.29	630	473	1.33
9	Jamalpur RVWH	4,182,000	393,799	10.62	1,337,760	322,746	4.14	2,150	594	3.62	73,500	39,791	1.85	4,144	758	5.47	379	157	2.41
10	Jessore RVWH	1,008,000	531,532	1.90	437,760	432,311	1.01	3,450	1,029	3.35	130,300	60,571	2.15	2,554	1,247	2.05	300	319	0.94
11	Khulna RVWH	37,185,200	799,241	46.53	4,677,120	553,047	8.46	4,750	1,156	4.11	120,000	55,840	2.15	3,706	1,076	3.44	1,457	368	3.96
12	Kushtia RVWH	1,008,000	344,559	2.93	1,468,800	230,026	6.39	1,350	364	3.71	88,500	41,212	2.15	3,920	757	5.18	101	165	0.61
13	Mymensingh RVWH	1,883,400	946,867	1.99	920,160	975,504	0.94	6,900	1,754	3.93	136,000	62,296	2.18	6,088	1,948	3.13	764	395	1.93
14	Noakhali RVWH	585,000	363,687	1.61	1,931,040	203,312	9.50	2,950	888	3.32	100,400	47,253	2.12	5,000	598	8.36	412	219	1.88
15	Pabna RVWH	2,250,000	502,647	4.48	2,800,800	429,163	6.53	3,200	1,135	2.82	118,000	57,033	2.07	10,700	635	16.85	358	224	1.60
16	Patuakhali RVWH	2,184,600	124,193	17.59	766,080	169,493	4.52	1,850	650	2.85	66,700	32,314	2.06	2,850	839	3.40	183	155	1.18
17	Rajshahi RVWH	1,662,000	676,969	2.46	3,477,600	407,802	8.53	2,245	623	3.60	110,900	49,805	2.23	623	1,406	0.44	188	210	0.90
18	Rangamati RVWH	2,348,400	54,356	43.20	594,720	36,825	16.15	300	69	4.35	3,000	3,645	0.82	150	135	1.11	5	69	0.07
19	Rangpur RVWH	1,500,000	580,876	2.58	2,250,720	934,928	2.41	5,500	1,682	3.27	121,000	119,651	1.01	5,500	3,017	1.82	0	440	0.00
20	Sylhet RVWH	1,944,000	728,811	2.67	1,157,760	430,598	2.69	4,800	1,370	3.50	94,700	46,389	2.04	4,189	999	4.19	301	348	0.86
21	Tangail RVWH	1,056,000	467,350	2.26	1,657,410	366,120	4.53	1,700	492	3.46	65,000	32,610	1.99	1,940	702	2.76	408	144	2.83
Total		148,545,920	11,690,270		85,050,432	8,907,497		844,240	22,203		9,835,400	1,136,814		766,778	24,168		33,045	5,694	

Family Planning Monthly Logistics Report

7. Month-wise consumption of products for last 12-months

Condom:



Oral Pill:



IUD:



Injectables:



Implant:



DDS Kits:



Family Planning Monthly Logistics Report

8. Report on Upazila and Warehouse having stock out in last month

Report on Upazila and Warehouse having stockout - April, 2013

[Reporting rate 100%]

[illegible]