FAMILY PLANNING MONTHLY LOGISTICS REPORT

June 2015

Management Information System (MIS)
Directorate General of Family Planning (DGFP)
6, Kawran Bazar, Dhaka1215
Email: dirmisfp@gmail.com, dirlsdgfp@gmail.com
www.dgfpmis.org, www.dgfplmis.org

Government of the People's Republic of Bangladesh
Directorate General of Family Planning
Management Information System (MIS)
6, Kawran Bazar, Dhaka- 1215
www.dgfpbd.org

Memo No. - DGFP/MIS/97/323(part-5)/2008/50/564 Date: 6 August, 2015.

Sub: **Family Planning Monthly Logistics Report for the Month of June 2015.**

Family Planning Monthly Logistics Report for the Month of June 2015 is sent herewith for your kind information & necessary action. This report is prepared on the basis of Form-7 submitted by Warehouses and Form-7B submitted by Upazila Family Planning Offices by using WIMS & UIMS operational tools. It provides useful information on monthly distribution and stock balance of all the major contraceptives & DDS Kits of Warehouse/Upazila Stores. A summary of important events happened during reporting month included in this report. For more information you are requested to visit at www.dgfplmis.org web site.

Comments and suggestions for improvement of this report will be highly appreciated.

(Md. Abdul Mannan Ilias)
Director (MIS)
and
Line Director MIS-FP
Phone: 9146262
Mail: dirmisfp@gmail.com

Memo No. - DGFP/MIS/97/323(part-5)/2008/50/564/1(100) Date: 6 August, 2015.

Copy of the report forwarded to:

1. Secretary, Ministry of Health & Family Welfare, Bangladesh Secretariat, Dhaka.
2. Additional Secretary, Ministry of Health & Family Welfare, Bangladesh Secretariat, Dhaka.
3. Joint Secretary (WHO)/ (Coordination), Ministry of Health & Family Welfare, Bangladesh Secretariat, Dhaka.
4. Joint Chief (Planning), Ministry of Health & Family Welfare, Bangladesh Secretariat (Clinic Building), Dhaka.
5. Joint Chief (Population & Planning wing), Planning commission, Sher-e-Bangla Nagar, Dhaka.
6. Joint Chief (Planning), Program Management and Monitoring Unit (PMMU), Azimpur, Dhaka-1205.
7. P.S. to the Honorable Minister, Ministry of Health and Family Welfare, Bangladesh Secretariat, Dhaka, for kind information of the Honorable Minister.
8. P.S. to the Honorable State Minister, Ministry of Health and Family Welfare, Bangladesh Secretariat, Dhaka, for kind information of the Honorable State Minister.
9. Director Administration, Directorate General of Family Planning, 6 Kawran Bazar, Dhaka 1215.

10. Director Logistics & Supply and Line Director (Procurement, Storage & Supply Management), Directorate General of Family Planning, 6 Kawran Bazar, Dhaka 1215.
11. Director Finance & Line Director (Family Planning Field Service Delivery Program), Directorate General of Family Planning, 6 Kawran Bazar, Dhaka 1215.
12. Director (IEM) & Line Director (Information, Education and Communication), Directorate General of Family Planning, 6 Kawran Bazar, Dhaka 1215.
13. Director Planning & Line Director (Program Monitoring and Evaluation), Directorate General of Family Planning, 6 Kawran Bazar, Dhaka 1215.
14. Line Director (Maternal, Child, Reproductive and Adolescent Health), Directorate General of Family Planning, 6 Kawran Bazar, Dhaka 1215.
15. Line Director (Clinical Contraception Services Delivery), Directorate General of Family Planning, 6 Kawran Bazar, Dhaka 1215.
16. Divisional Director, Family Planning, Dhaka / Chittagong / Rajshahi / Khulna / Sylhet / Barisal/ Rangpur Division.
17. Deputy Chief (FW)/ (Health), Ministry of Health & Family Welfare, Bangladesh Secretariat, Dhaka.
18. Additional Director (Drugs and Stores), Directorate General of Family Planning, Central Warehouse, Mohakhali, Dhaka.
19. Deputy Director, Family Planning, ---------- District (Your are requested to take appropriate measures to ensure timely submission of Form 7B report from upazilas and send these to MIS Unit within 9th working day of the next month).
20. Supply Officer, Family Planning, ---------- CWH/RWHs.
21. Country Director, SPS/MSH, House No.-28, Flat-W2, Road No.-63, Gulshan-2, Dhaka-1212.
22. Country Director, The World Bank, E-32, Agargaon, Sher-e-Banala Nagar, Dhaka-1207.
23. Team Leader, Population & Health Team, USAID, Madani Avenue, Baridhara, Dhaka.
24. Country Representative, UNFPA, IDB Bhaban, Agargaon, Sher-E-Bangla Nagar, Dhaka.
25. Managing Director, SMC, SMC Tower, 33 Banani C/A, Dhaka-1213.
26. Documentation Center, IEM Unit, Directorate General of Family Planning, 6 Kawran Bazar, Dhaka.
27. PA to Director General, Directorate General of Family Planning, 6, Kawran Bazar, Dhaka 1215.
28. Office copy, MIS, DGFP, 6 Kawran Bazar, Dhaka -1215.

06.08.15

(Shalina Akther)
Deputy Director (MIS)

Table Of Contents

	Page
1. DGFP Stock Status Report	1-2
2. National Receipts Quantity by Product by Month	3
3. National Level Contraceptive Summary Report	4
4. Stock Status Report at Different Levels	5
5. Contraceptive Stock Status by Product at Upazila Store and Field	6-10
6. Contraceptive Stock Status by Product at Regional Warehouses/Upazila	11-31
7. Month-wise Consumption Trend	32-34
8. Report on Upazila and Warehouse Having Stock Out in last month	35

1 DGFP Stock Status Report

DGFP STOCK STATUS REPORT**
June *2015 (Updated 28 July 2015)*

Year	2015						2016												2017											
Month	7	8	9	10	11	12	1	2	3	4	5	6	7	8	9	10	11	12	1	2	3	4	5	6	7	8	9	10	11	12
Min.-Max.							Min				Max																			
Product																														
Condom	CS (268.71m) - 21 months																					2014-15 : 72m - 5 months								
*AMC = 12.26m	2014-15 GoB (Rev): 150 m- 78 m received as of 30 June 2015; awaiting receipt 72m																													
Pill	CS (176.42m) - 20 months																					2014-15 : 47m - 5 months								
*AMC = 8.86m	2014-15: Pool Fund 60m (ICB): Contract signed on 25 June 2015; 18m (ICB): Contract signed on 06 May 2015;31 m received as of 30 June 2015; awaiting receipt 47m																													
																									2013-14 - 0.04m : 2 months					
IUD	CS (0.911m) - 40 months																													
*AMC = 20,189	2013-14 (Pool fund) 0.04m: Contract signed on 05 March 2014; awaiting receipts																													
Injectables	CS (23.2m) - 20 months																				2014-15 - 10.9m : 9months									
*AMC = 1.15m	2014-15: Pool Fund 14m: Contract signed on 31 May 2015; GoB (Dev):2.5m: Contract Signed on 01 Apr 2015; 5.6 m received as of 30 June 2015; awaiting receipt 10.9																													
																			2014-15 - 0.05m : 2 months											
Implant	CS (0.599m) - 20 months																													
*AMC = 25,634	2014-15 (Pool fund): 0.05m: contract singed on 27 July 2015																													
	CS (0.0147m) - 2 months																													
DDS Kit																														
*AMC = 5,885																														

Legend:

- Current Stock of contraceptives
- To be received
- 2014-15 - planned
- AMC = Average Monthly Consumption
- BER = Bid Evaluation Report
- CCGP = Cabinet Committee on Govt Purchase
- CS = Current Stock
- NOA = Notification of Award
- NO = No Objection
- TEC = Tender Evaluation Committee

**AMC is calculated based on past 12-months consumption*

***This report is generated using the "Pipeline Software" which considers "Projected Consumption"*

Data Sources: *DGFP/L&S unit, DGFP LMIS web site - http://www.dgfplmis.org, Central Warehouse WIMS data and Approved DGFP Procurement Plan*

USAID FROM THE AMERICAN PEOPLE

DGFP STOCK STATUS REPORT (For the Month of June 2015)

Updated 28 July 2015

CONDOM – Current national stock 268.71 million pieces and this stock can be used up to March 2017.

- FY 2014-15 GoB (Revenue) 150 million pieces: 78 million pieces received as of 30 June 2015; awaiting receipt 72 million pieces.

PILL – Current national stock of pill is 176.42 million cycles which will go up to March 2017.

- 2014-15 (Pool fund):60m cycles (ICB) & 18 m cycles (NCB): 71 million cycles received as of 30 June 2015; awaiting receipt 47 million cycles.

IUD – Current national stock is 0.911 million pieces and this stock can be used up to October 2018.

- FY 2013-14 (Pool fund) -0.04 million pieces - Contract signed on 05 March 2014; awaiting receipts.

INJECTABLES – Current stock of 23.2 million vials can be used up to February 2017.

- 2014-15 (Pool fund) 14m vials (ICB) & (GoB Dev) 2.5m vials (NCB): 5.6 m received as of 30 June 2015; awaiting receipt 10.9m.

IMPLANT – Current stock is 0.599 million sets and this can be used up to February 2017.

- 2014-15 (Pool Fund) 0.05m: Contract signed on 27 July 2015.

DDS KITs – Current national stock is 0.147m boxes which can be used up to August 2015.

- 2014-15 (Pool fund) 0.070m boxes: World Bank did not accord No Objections on BER.

You can also download the previous reports from http://dgfplmis.org/

2. National Receipts Quantity by Product by Month

Contraceptive Received Report

Month: June, 2015

Item	Supplier	Receiver	Date Receipts	Qty	Remarks
Condom		Regional Ware House Chittagong, Khulna and Bogra	30/06/15	62,743,000	
Total				**62,743,000**	
Shukhi		Central Ware House, Dhaka	30/06/15	30,000,000	
Total				**30,000,000**	
Injectable		Central Ware House, Dhaka	30/06/15	5,600,000	
Total				**5,600,000**	
Disposable Syr.		Central Ware House, Dhaka	30/11/-1	15,000,000	
Total				**15,000,000**	
DDSKits		Central Ware House, Dhaka	30/06/15	2,222	
Total				**2,222**	
Tab. Misoprostol		Central Ware House, Dhaka	30/06/15	750,000	
Total				**750,000**	

3. National Level Contraceptive Summary Report

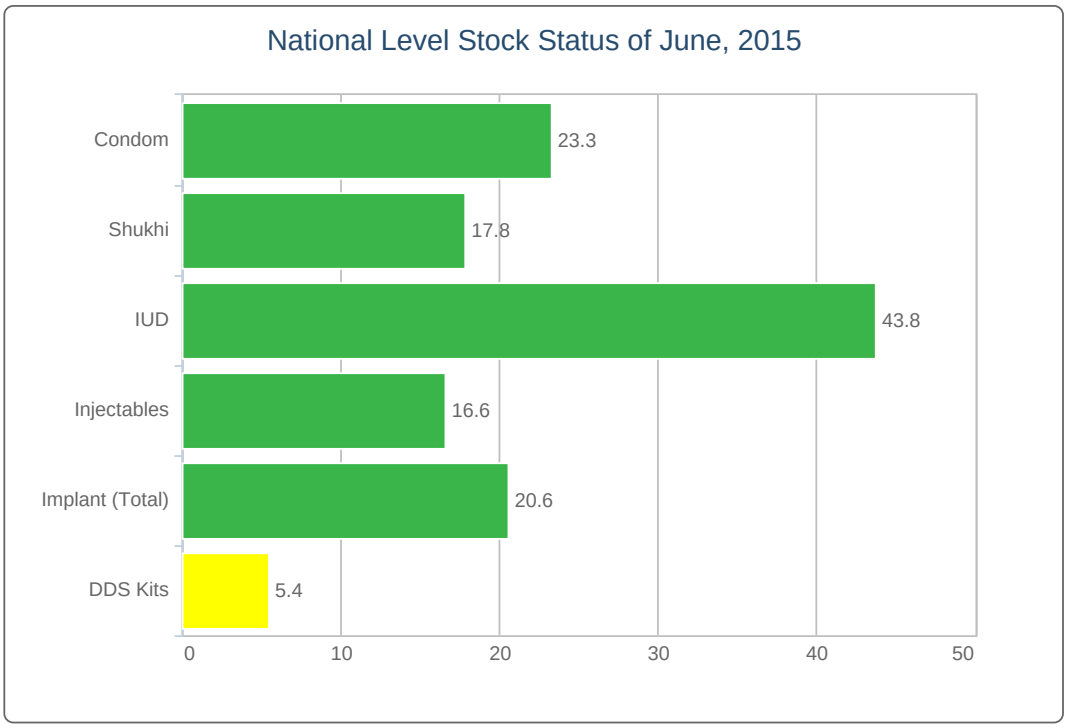

MOS less than 4.0 | MOS 4.0 - 7.9 | MOS 8.0 and above | MOS = Month of Stock

National Level Stock Status of June, 2015

SL	Name of Products	Reported Consumption	Reported Closing Balance	Average Monthly Consumption	MOS
1	Condom	11,405,751	274,289,307	11,780,710	23.3
2	Shukhi	8,566,149	154,180,299	8,645,208	17.8
3	IUD	14,256	926,765	21,153	43.8
4	Injectables	1,127,386	18,778,397	1,134,530	16.6
5	Implant (Total)	17,199	608,157	29,519	20.6
6	DDS Kits	5,975	31,783	5,894	5.4

4. Stock Status Report at Different Levels

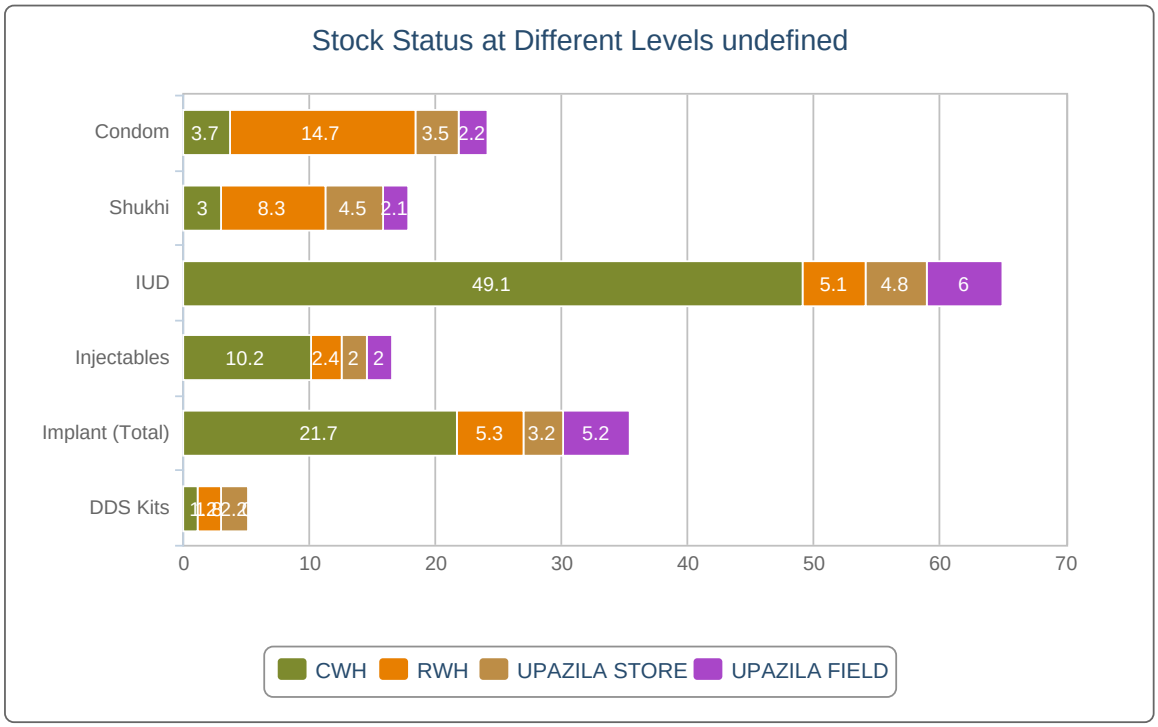

Stock Status at Different Levels June, 2015

Products	Avrg. Consump. of Last 6 Months	CWH Level	MOS	RWH Level	MOS	Upazila Level	MOS	Field Level	MOS	National Level	MOS
Condom	11,780,710	41,894,000	3.6	167,173,320	14.2	40,143,432	3.4	25,078,555	2.1	274,289,307	23.3
Shukhi	8,645,208	25,629,600	3	71,273,760	8.2	38,945,985	4.5	18,330,954	2.1	154,180,299	17.8
IUD	21,153	700,500	33.1	72,187	3.4	68,775	3.3	85,303	4	926,765	43.8
Injectables	1,134,530	11,459,300	10.1	2,752,100	2.4	2,297,267	2	2,269,730	2	18,778,397	16.6
Implant (Total)	29,519	372,910	12.6	91,112	3.1	55,059	1.9	89,076	3	608,157	20.6
DDS Kits	5,894	7,433	1.3	11,016	1.9	13,410	2.3			31,783	5.4

5. Contraceptive Stock Status by Product at Upazila Store and Field

5(a).

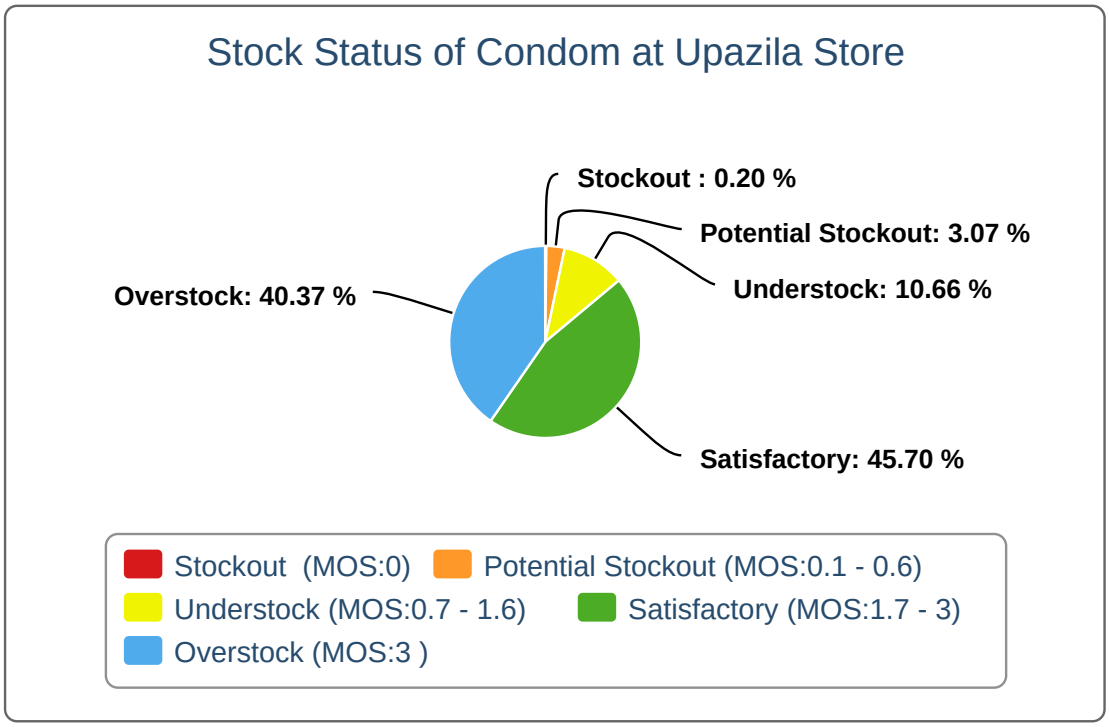

5(b).

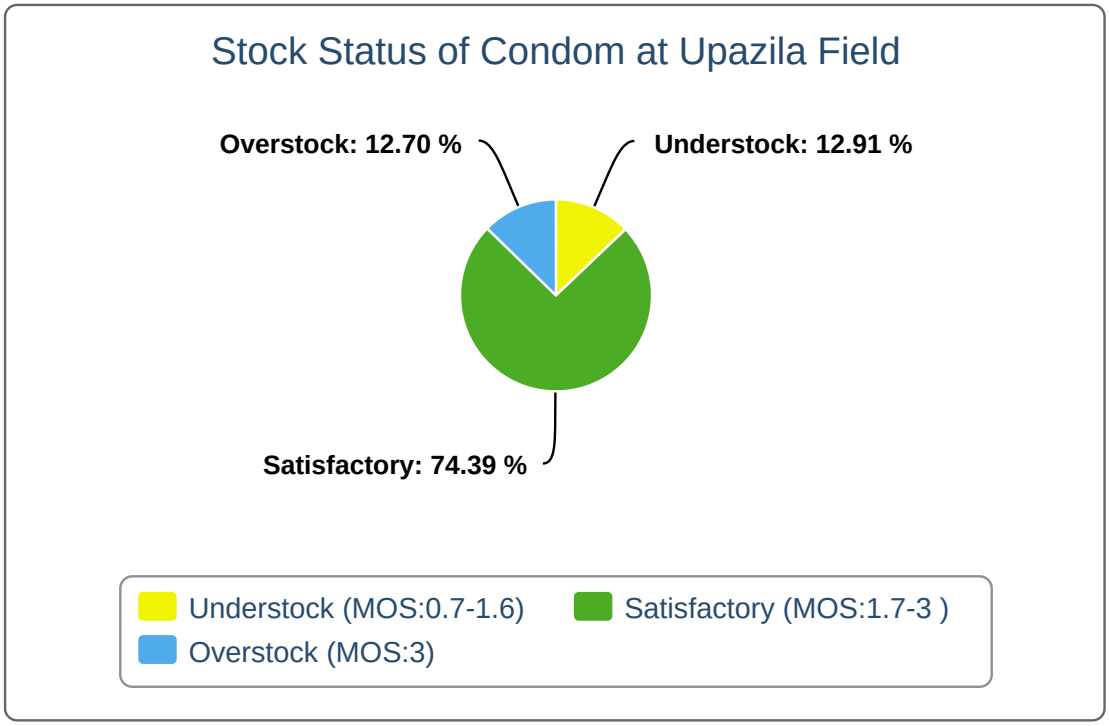

5(c).

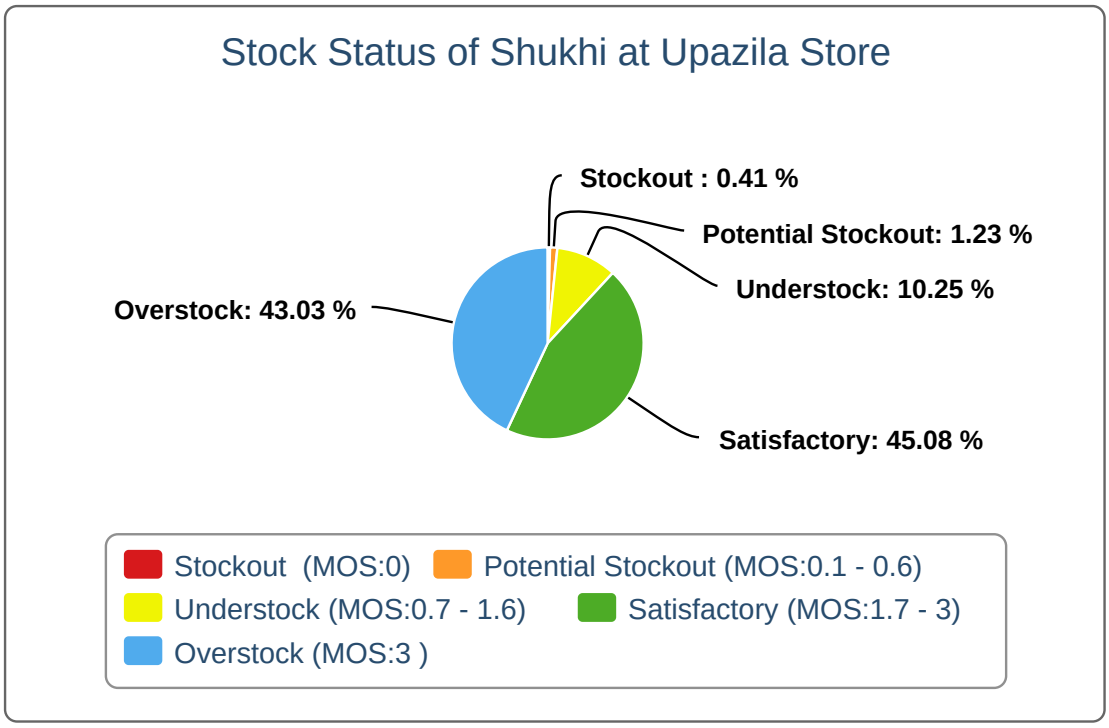
Stock Status of Shukhi at Upazila Store
Stockout : 0.41 %
Potential Stockout: 1.23 %
Understock: 10.25 %
Overstock: 43.03 %
Satisfactory: 45.08 %
Stockout (MOS:0)
Potential Stockout (MOS:0.1 - 0.6)
Understock (MOS:0.7 - 1.6)
Satisfactory (MOS:1.7 - 3)
Overstock (MOS:3)

5(d).

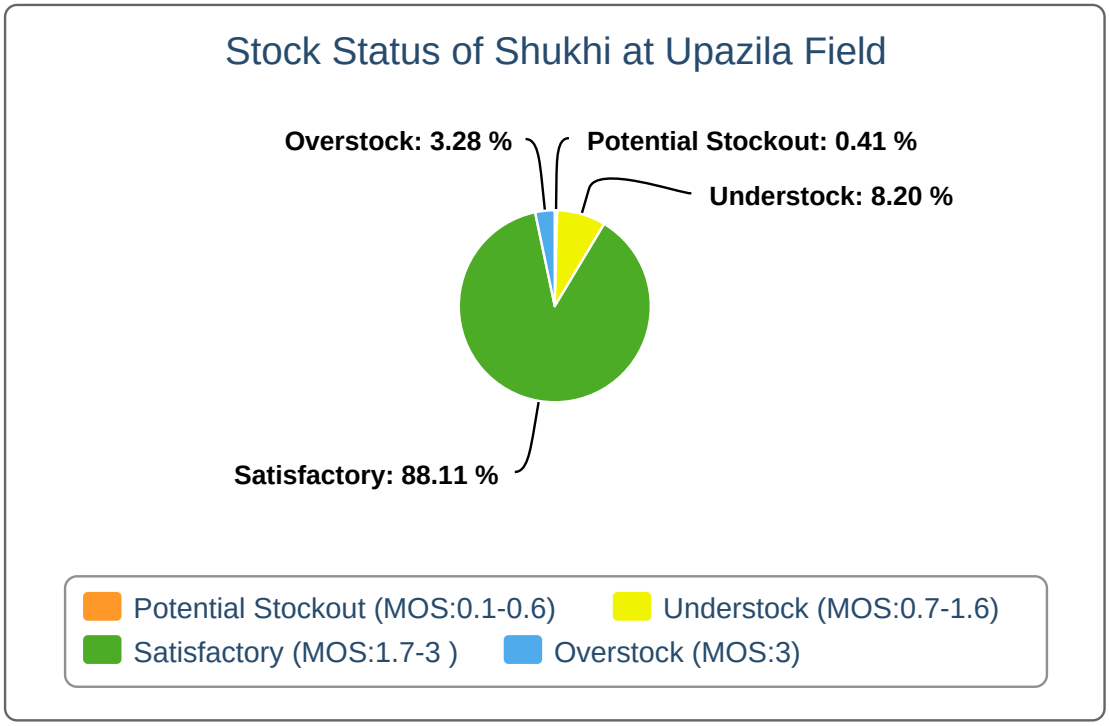
Stock Status of Shukhi at Upazila Field
Overstock: 3.28 %
Potential Stockout: 0.41 %
Understock: 8.20 %
Satisfactory: 88.11 %
Potential Stockout (MOS:0.1-0.6)
Understock (MOS:0.7-1.6)
Satisfactory (MOS:1.7-3)
Overstock (MOS:3)

5(e).

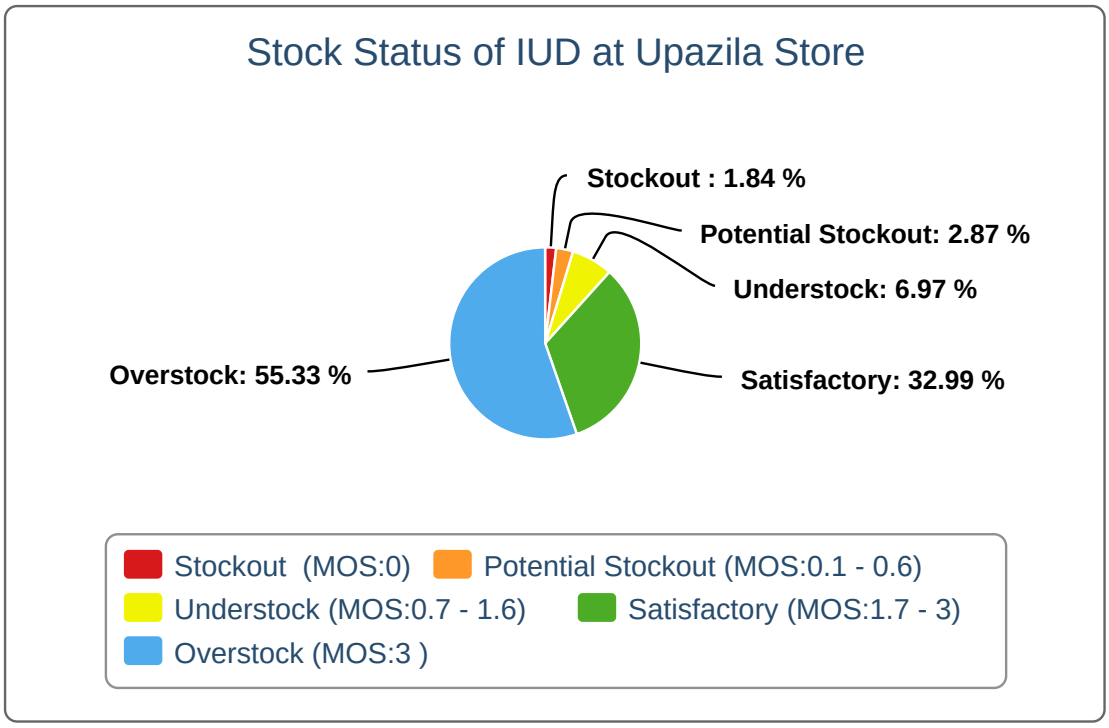
Stock Status of IUD at Upazila Store
Stockout : 1.84 %
Potential Stockout: 2.87 %
Understock: 6.97 %
Satisfactory: 32.99 %
Overstock: 55.33 %
Stockout (MOS:0)
Potential Stockout (MOS:0.1 - 0.6)
Understock (MOS:0.7 - 1.6)
Satisfactory (MOS:1.7 - 3)
Overstock (MOS:3)

5(f).

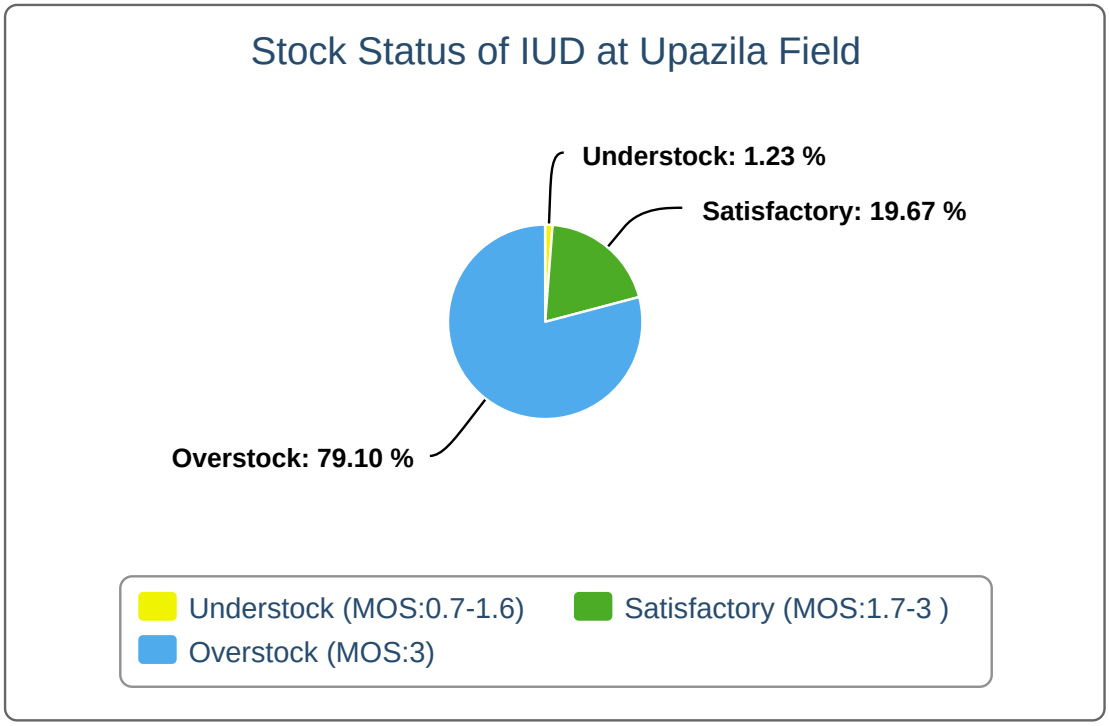
Stock Status of IUD at Upazila Field
Understock: 1.23 %
Satisfactory: 19.67 %
Overstock: 79.10 %
Understock (MOS:0.7-1.6)
Satisfactory (MOS:1.7-3)
Overstock (MOS:3)

5(g).

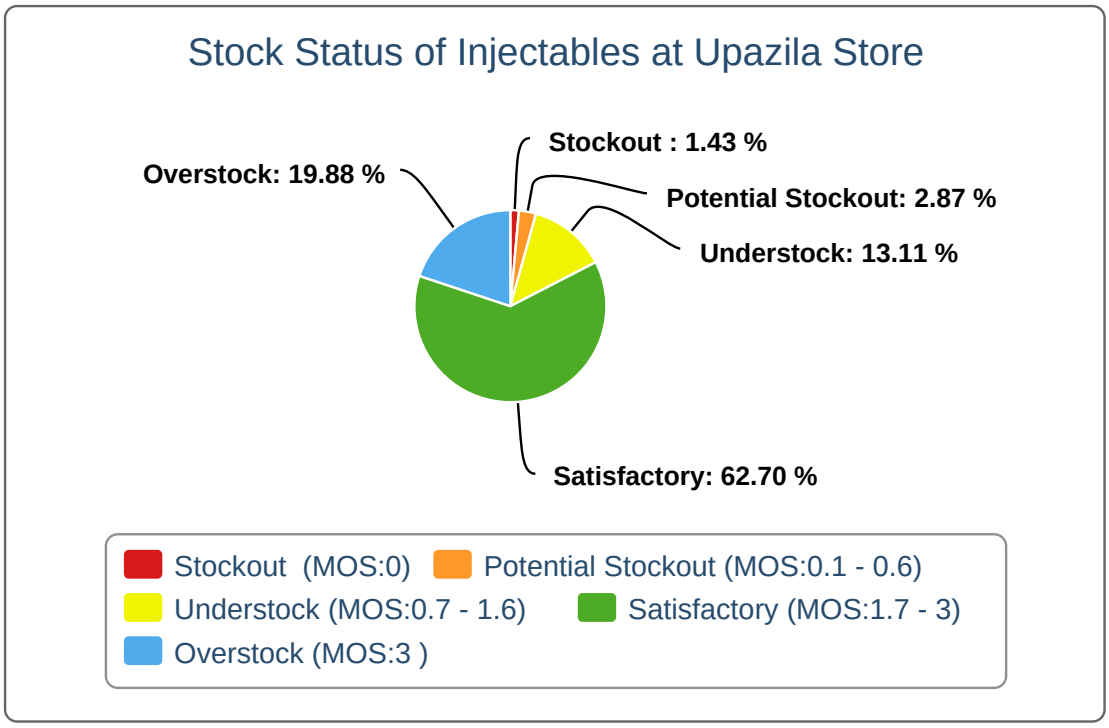
Stock Status of Injectables at Upazila Store
Stockout : 1.43 %
Overstock: 19.88 %
Potential Stockout: 2.87 %
Understock: 13.11 %
Satisfactory: 62.70 %
Stockout (MOS:0)
Potential Stockout (MOS:0.1 - 0.6)
Understock (MOS:0.7 - 1.6)
Satisfactory (MOS:1.7 - 3)
Overstock (MOS:3)

5(h).

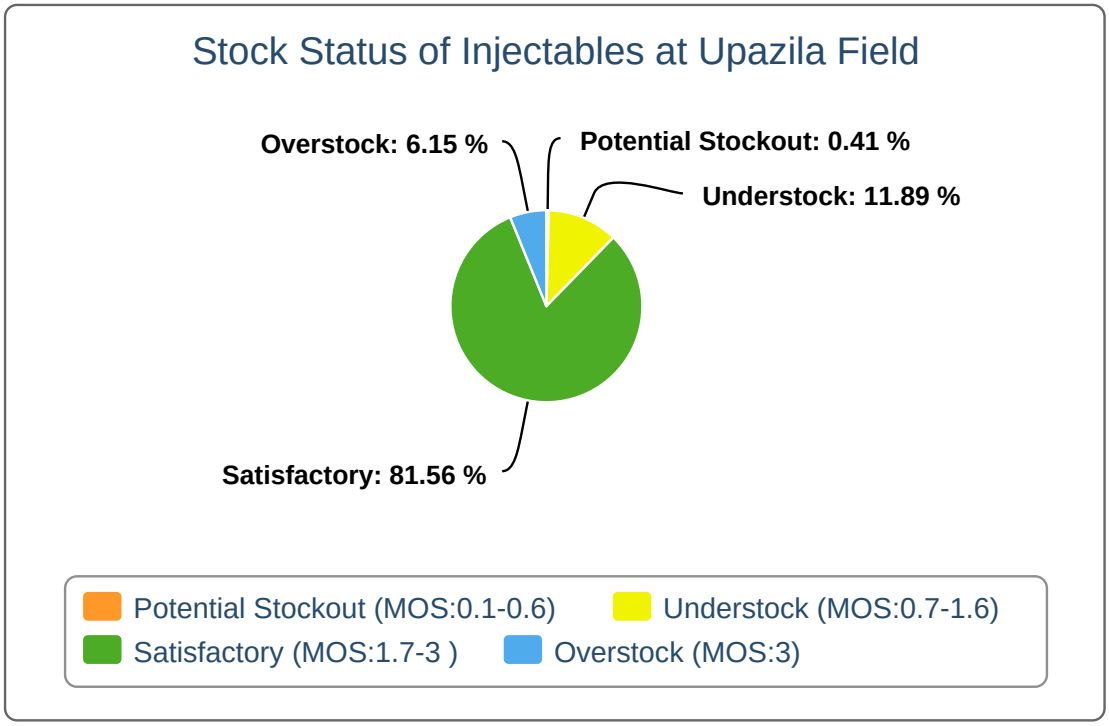
Stock Status of Injectables at Upazila Field
Overstock: 6.15 %
Potential Stockout: 0.41 %
Understock: 11.89 %
Satisfactory: 81.56 %
Potential Stockout (MOS:0.1-0.6)
Understock (MOS:0.7-1.6)
Satisfactory (MOS:1.7-3)
Overstock (MOS:3)

5(i).

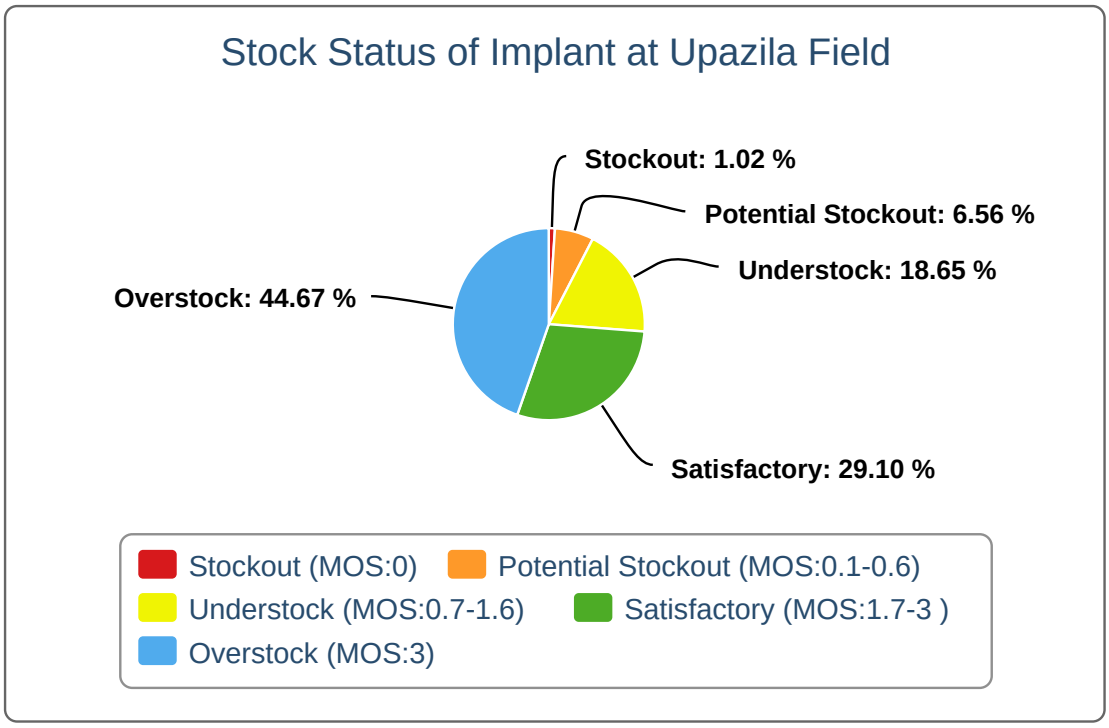
Stock Status of Implant at Upazila Field
Stockout: 1.02 %
Potential Stockout: 6.56 %
Understock: 18.65 %
Overstock: 44.67 %
Satisfactory: 29.10 %
Stockout (MOS:0)
Potential Stockout (MOS:0.1-0.6)
Understock (MOS:0.7-1.6)
Satisfactory (MOS:1.7-3)
Overstock (MOS:3)

5(j).

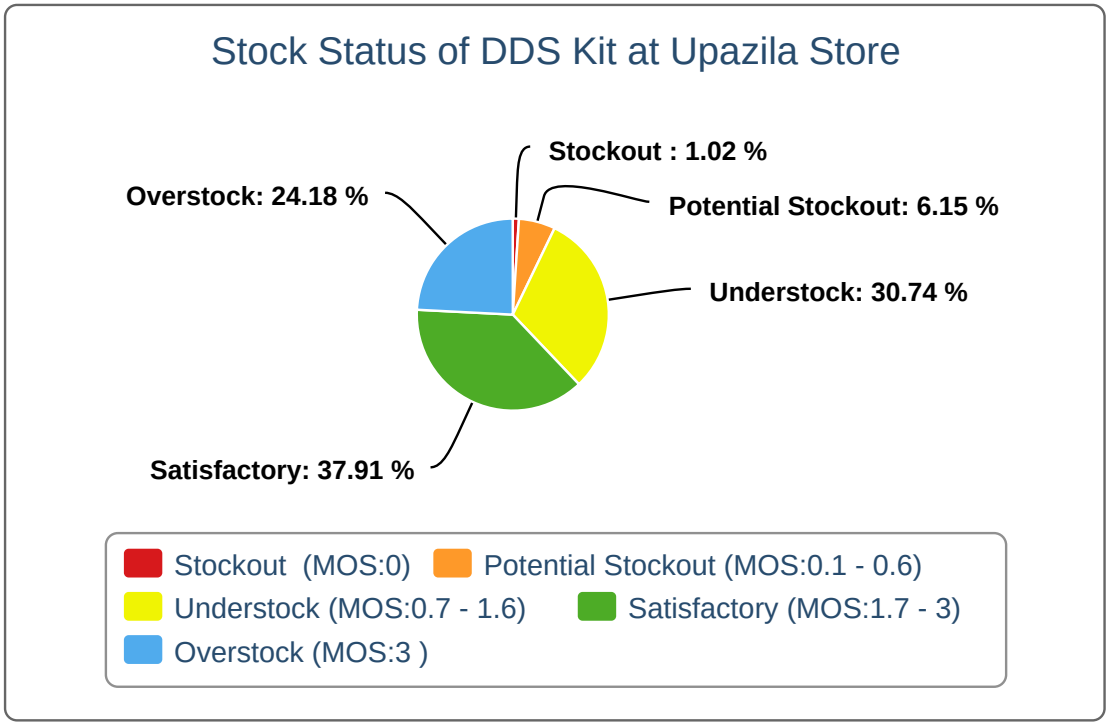
Stock Status of DDS Kit at Upazila Store
Stockout : 1.02 %
Overstock: 24.18 %
Potential Stockout: 6.15 %
Understock: 30.74 %
Satisfactory: 37.91 %
Stockout (MOS:0)
Potential Stockout (MOS:0.1 - 0.6)
Understock (MOS:0.7 - 1.6)
Satisfactory (MOS:1.7 - 3)
Overstock (MOS:3)

6(a). Contraceptive Stock Status by Product at Regional Warehouses

SL	WH Name	Condom			Shukhi			IUD			Injectables			Implant			DDS Kits		
		CBL	AMD	MOS	CBL	AMD	MOS	CBL	AMD	MOS	CBL	AMD	MOS	CBL	AMD	MOS	CBL	AMD	MOS
1	Bandarbon RWH	96,000	29,831	3.2	36,000	21,389	1.7	0	115	0.0	5,000	4,038	1.2	384	123	3.1	1	40	0.0
2	Bhola RWH	1,278,000	156,378	8.2	272,160	111,733	2.4	1,600	305	5.2	16,000	47,352	0.3	704	345	2.0	0	124	0.0
3	Bogra RWH	30,272,000	620,570	48.8	4,936,320	470,082	10.5	3,690	795	4.6	140,700	42,703	3.3	6,504	2,074	3.1	2,878	384	7.5
4	Chittagong RWH	74,227,120	613,890	120.9	43,418,400	425,339	102.1	8,050	1,565	5.1	257,300	70,056	3.7	6,144	1,896	3.2	1,991	326	6.1
5	Comilla RWH	1,296,000	966,229	1.3	1,310,400	466,592	2.8	5,150	1,666	3.1	115,000	89,074	1.3	4,150	1,129	3.7	122	450	0.3
6	Dhaka CWH	41,894,000	1,738,833	24.1	25,629,600	962,526	26.6	700,500	3,292	212.8	11,459,300	127,438	89.9	372,910	2,941	126.8	7,433	521	14.3
7	Dinajpur RWH	294,000	227,115	1.3	1,696,320	384,296	4.4	2,250	666	3.4	177,000	46,862	3.8	8,116	1,484	5.5	185	239	0.8
8	Faridpur RWH	1,500,000	715,822	2.1	895,680	533,813	1.7	4,200	1,654	2.5	204,000	58,632	3.5	3,448	2,351	1.5	789	551	1.4
9	Jamalpur RWH	1,698,000	472,836	3.6	492,480	328,865	1.5	1,200	560	2.1	138,000	42,798	3.2	3,528	796	4.4	333	173	1.9
10	Jessore RWH	1,290,000	526,625	2.4	925,920	406,384	2.3	7,400	974	7.6	244,800	57,055	4.3	3,330	1,462	2.3	455	320	1.4
11	Khulna RWH	42,692,800	807,073	52.9	2,394,720	533,028	4.5	2,400	1,215	2.0	184,500	54,551	3.4	7,856	1,462	5.4	1,447	344	4.2
12	Kushtia RWH	630,000	376,436	1.7	1,192,320	219,131	5.4	1,025	347	3.0	59,500	40,977	1.5	3,012	629	4.8	97	181	0.5
13	Mymensingh RWH	1,497,000	920,123	1.6	2,041,920	944,485	2.2	5,700	1,559	3.7	200,500	62,945	3.2	6,596	2,877	2.3	533	448	1.2
14	Noakhali RWH	1,536,000	360,626	4.3	478,080	203,429	2.4	7,150	752	9.5	121,800	48,421	2.5	3,450	534	6.5	58	283	0.2
15	Pabna RWH	381,000	527,636	0.7	3,003,840	383,861	7.8	3,200	1,069	3.0	190,000	53,810	3.5	4,550	692	6.6	160	173	0.9
16	Patuakhali RWH	966,000	113,755	8.5	1,236,960	160,260	7.7	2,950	499	5.9	100,100	30,628	3.3	4,600	681	6.8	195	165	1.2
17	Rajshahi RWH	1,803,000	684,025	2.6	3,574,080	367,126	9.7	2,762	497	5.6	132,400	46,232	2.9	8,233	1,413	5.8	642	213	3.0
18	Rangamati RWH	1,312,400	62,736	20.9	46,080	38,868	1.2	910	117	7.8	16,000	3,806	4.2	476	184	2.6	87	45	1.9
19	Rangpur RWH	2,763,000	602,313	4.6	2,386,080	879,647	2.7	4,050	1,781	2.3	206,000	123,826	1.7	8,864	4,168	2.1	205	485	0.4
20	Sylhet RWH	1,185,000	795,560	1.5	371,520	453,806	0.8	4,500	1,187	3.8	129,500	51,962	2.5	1,239	1,415	0.9	405	360	1.1
21	Tangail RWH	456,000	462,298	1.0	564,480	350,548	1.6	4,000	538	7.4	114,000	31,364	3.6	5,928	863	6.9	433	150	2.9

6(b). Contraceptive Stock Status by Product at Upazila

SL	Warehouse Name	Upazila Name	Condom			Shukhi			IUD			Injectables			Implant			DDS Kits		
			CBL	AMD	MOS	CBL	AMD	MOS	CBL	AMD	MOS	CBL	AMD	MOS	CBL	AMD	MOS	CBL	AMD	MOS
1	Bandarbon RWH	Alikadam	14,900	3,491	4.3	9,525	1,649	5.8	100	19	5.3	4,689	1,173	4.0	112	22	5.1	12	4	3.0
2	Bandarbon RWH	Bandarban Sadar	20,500	4,341	4.7	10,385	4,447	2.3	113	22	5.1	2,496	945	2.6	34	22	1.5	14	10	1.4
3	Bandarbon RWH	Lama	20,000	4,860	4.1	17,640	4,392	4.0	89	30	3.0	4,515	860	5.3	64	15	4.3	29	11	2.6
4	Bandarbon RWH	Naikhongchhari	41,700	7,241	5.8	34,230	5,890	5.8	132	19	6.9	5,720	706	8.1	64	9	7.1	22	4	5.5
5	Bandarbon RWH	Rowangchhari	26,400	2,657	9.9	16,295	1,701	9.6	77	9	8.6	1,750	188	9.3	207	19	10.9	21	4	5.3
6	Bandarbon RWH	Ruma	49,300	5,599	8.8	28,010	1,610	17.4	65	8	8.1	1,260	76	16.6	15	9	1.7	24	2	12.0
7	Bandarbon RWH	Thanchi	22,700	1,642	13.8	11,759	1,700	6.9	33	8	4.1	663	90	7.4	0	27	0.0	11	3	3.7
8	Bhola RWH	Bhola Sadar	33,900	18,184	1.9	33,315	16,573	2.0	158	56	2.8	14,300	8,672	1.6	0	91	0.0	29	22	1.3
9	Bhola RWH	Burhanuddin	19,000	7,041	2.7	20,070	10,243	2.0	11	25	0.4	6,639	2,843	2.3	118	38	3.1	14	11	1.3
10	Bhola RWH	Char Fasson	38,395	35,497	1.1	43,773	22,935	1.9	130	64	2.0	15,564	8,477	1.8	0	54	0.0	35	19	1.8
11	Bhola RWH	Daulat Khan	44,900	15,936	2.8	14,940	8,580	1.7	50	17	2.9	6,200	4,055	1.5	64	24	2.7	6	8	0.8
12	Bhola RWH	Hizla	27,000	13,103	2.1	15,460	6,838	2.3	100	28	3.6	5,496	2,893	1.9	50	10	5.0	29	9	3.2
13	Bhola RWH	Lalmohan	27,500	19,378	1.4	27,360	15,167	1.8	100	36	2.8	5,720	6,807	0.8	64	41	1.6	23	14	1.6
14	Bhola RWH	Manpura	14,000	7,743	1.8	8,445	4,476	1.9	0	13	0.0	3,793	2,650	1.4	12	16	0.8	6	2	3.0
15	Bhola RWH	Mehendiganj	28,900	19,712	1.5	28,275	14,421	2.0	156	30	5.2	11,043	5,438	2.0	128	31	4.1	13	18	0.7
16	Bhola RWH	Muladi	17,100	9,848	1.7	25,836	6,659	3.9	72	22	3.3	7,731	2,407	3.2	0	18	0.0	10	13	0.8
17	Bhola RWH	Tazumuddin	27,500	9,936	2.8	14,920	5,841	2.6	141	14	10.1	4,389	3,110	1.4	64	22	2.9	15	4	3.8
18	Bogra RWH	Adamdighi	477,000	14,564	32.8	166,830	10,737	15.5	84	24	3.5	2,400	653	3.7	0	59	0.0	21	8	2.6
19	Bogra RWH	Akkelpur	119,700	6,445	18.6	53,215	9,015	5.9	57	6	9.5	2,654	742	3.6	0	81	0.0	14	8	1.8
20	Bogra RWH	Atrai	305,600	16,400	18.6	215,000	13,093	16.4	79	11	7.2	1,763	552	3.2	0	30	0.0	30	11	2.7
21	Bogra RWH	Badalgachhi	49,700	17,011	2.9	40,985	16,698	2.5	47	11	4.3	5,376	2,368	2.3	0	37	0.0	27	11	2.5
22	Bogra RWH	Bogra Sadar	158,100	91,815	1.7	37,750	23,129	1.6	200	77	2.6	4,916	3,075	1.6	189	158	1.2	38	19	2.0
23	Bogra RWH	Dhamoirhat	563,884	12,416	45.4	600,593	11,624	51.7	58	9	6.4	4,319	1,303	3.3	0	18	0.0	27	11	2.5
24	Bogra RWH	Dhunat	379,700	31,191	12.2	312,821	22,703	13.8	107	44	2.4	5,861	2,574	2.3	128	94	1.4	51	13	3.9
25	Bogra RWH	Dhupchanchia	620,100	9,377	66.1	177,825	9,333	19.1	85	17	5.0	3,401	1,021	3.3	64	86	0.7	28	9	3.1

SL	Warehouse Name	Upazila Name	Condom			Shukhi			IUD			Injectables			Implant			DDS Kits		
			CBL	AMD	MOS	CBL	AMD	MOS	CBL	AMD	MOS	CBL	AMD	MOS	CBL	AMD	MOS	CBL	AMD	MOS
26	Bogra RWH	Gabtali	90,800	33,317	2.7	74,430	19,447	3.8	140	24	5.8	8,294	3,401	2.4	0	97	0.0	61	15	4.1
27	Bogra RWH	Ghoraghat	111,300	7,052	15.8	69,105	8,366	8.3	95	21	4.5	1,705	513	3.3	128	32	4.0	26	6	4.3
28	Bogra RWH	Hakimpur	41,766	9,848	4.2	41,807	6,831	6.1	133	16	8.3	2,497	628	4.0	0	45	0.0	30	5	6.0
29	Bogra RWH	Joypurhat Sadar	91,000	30,238	3.0	74,865	17,569	4.3	255	39	6.5	5,900	1,898	3.1	0	157	0.0	39	18	2.2
30	Bogra RWH	Kahaloo	61,200	17,314	3.5	42,000	12,508	3.4	111	25	4.4	1,996	883	2.3	0	117	0.0	16	11	1.5
31	Bogra RWH	Kalai	99,500	8,683	11.5	1,432,935	9,867	145.2	57	16	3.6	2,346	836	2.8	256	45	5.7	15	7	2.1
32	Bogra RWH	Khetlal	32,400	7,534	4.3	34,845	5,952	5.9	55	16	3.4	1,516	390	3.9	0	41	0.0	13	8	1.6
33	Bogra RWH	Mahadebpur	207,600	15,002	13.8	58,350	24,596	2.4	156	26	6.0	4,066	1,327	3.1	128	51	2.5	52	13	4.0
34	Bogra RWH	Manda	70,500	16,104	4.4	75,600	33,771	2.2	90	93	1.0	5,620	2,209	2.5	0	44	0.0	33	23	1.4
35	Bogra RWH	Nandigram	63,200	11,415	5.5	47,775	18,596	2.6	158	42	3.8	2,027	570	3.6	64	35	1.8	24	7	3.4
36	Bogra RWH	Naogaon Sadar	64,500	32,552	2.0	52,005	24,844	2.1	102	25	4.1	4,301	2,370	1.8	0	73	0.0	30	17	1.8
37	Bogra RWH	Niamatpur	51,800	11,007	4.7	45,350	13,771	3.3	94	14	6.7	3,039	1,052	2.9	128	65	2.0	36	10	3.6
38	Bogra RWH	Panchbibi	49,600	14,850	3.3	52,515	8,794	6.0	109	19	5.7	1,963	546	3.6	384	120	3.2	22	12	1.8
39	Bogra RWH	Patnitala	220,700	8,719	25.3	486,555	11,846	41.1	61	7	8.7	1,413	571	2.5	0	44	0.0	20	13	1.5
40	Bogra RWH	Porsha	47,500	12,007	4.0	38,145	11,889	3.2	57	9	6.3	2,076	599	3.5	64	19	3.4	28	6	4.7
41	Bogra RWH	Raninagar	48,500	19,331	2.5	40,620	17,113	2.4	63	6	10.5	2,707	779	3.5	0	30	0.0	22	18	1.2
42	Bogra RWH	Sapahar	48,700	10,893	4.5	44,895	12,791	3.5	119	4	29.8	4,450	1,008	4.4	64	27	2.4	46	7	6.6
43	Bogra RWH	Sariakandi	67,900	17,637	3.8	47,640	10,793	4.4	93	39	2.4	4,411	1,842	2.4	0	88	0.0	42	14	3.0
44	Bogra RWH	Shajahanpur	122,100	54,175	2.3	60,300	20,197	3.0	155	39	4.0	3,289	1,500	2.2	0	95	0.0	25	16	1.6
45	Bogra RWH	Sherpur	107,000	28,621	3.7	487,935	19,839	24.6	158	49	3.2	4,415	2,038	2.2	0	112	0.0	27	14	1.9
46	Bogra RWH	Shibganj	160,700	30,345	5.3	471,765	26,320	17.9	100	17	5.9	8,850	4,075	2.2	0	94	0.0	42	17	2.5
47	Bogra RWH	Sonatola	90,500	24,707	3.7	63,990	18,050	3.5	159	50	3.2	3,311	1,380	2.4	328	80	4.1	32	13	2.5
48	Chittagong RWH	Anowara	772,400	16,910	45.7	74,070	14,258	5.2	87	51	1.7	2,428	1,133	2.1	300	78	3.8	51	17	3.0
49	Chittagong RWH	Banshkhali	54,900	25,403	2.2	48,865	17,883	2.7	92	37	2.5	6,080	2,717	2.2	300	119	2.5	39	15	2.6
50	Chittagong RWH	Boalkhali	545,400	8,980	60.7	109,644	12,730	8.6	85	28	3.0	1,512	603	2.5	200	63	3.2	153	14	10.9

SL	Warehouse Name	Upazila Name	Condom			Shukhi			IUD			Injectables			Implant			DDS Kits		
			CBL	AMD	MOS	CBL	AMD	MOS	CBL	AMD	MOS	CBL	AMD	MOS	CBL	AMD	MOS	CBL	AMD	MOS
51	Chittagong RWH	Chakaria	127,600	21,961	5.8	95,325	22,035	4.3	132	79	1.7	8,822	5,079	1.7	350	51	6.9	120	22	5.5
52	Chittagong RWH	Chandanaish	106,400	15,123	7.0	57,555	13,938	4.1	58	54	1.1	2,133	1,036	2.1	370	49	7.6	128	14	9.1
53	Chittagong RWH	Cox's Bazar Sadar	114,500	34,295	3.3	487,815	19,221	25.4	112	45	2.5	7,533	3,904	1.9	136	45	3.0	75	13	5.8
54	Chittagong RWH	Dighinala	21,500	10,116	2.1	23,080	8,402	2.7	37	12	3.1	3,560	1,268	2.8	20	12	1.7	23	8	2.9
55	Chittagong RWH	Double Mooring	146,400	70,561	2.1	43,950	19,568	2.2	442	182	2.4	15,034	7,425	2.0	344	189	1.8	9	3	3.0
56	Chittagong RWH	Fatikchhari	137,900	40,281	3.4	531,375	23,533	22.6	188	69	2.7	6,645	3,170	2.1	300	144	2.1	99	17	5.8
57	Chittagong RWH	Hathazari	125,300	38,925	3.2	61,559	20,319	3.0	61	32	1.9	2,436	1,410	1.7	100	56	1.8	47	18	2.6
58	Chittagong RWH	Khagrachhari Sadar	22,300	8,742	2.6	18,360	7,198	2.6	71	10	7.1	2,444	1,087	2.2	148	27	5.5	25	11	2.3
59	Chittagong RWH	Kutubdia	43,200	4,812	9.0	34,432	5,416	6.4	17	8	2.1	2,977	1,353	2.2	64	32	2.0	20	5	4.0
60	Chittagong RWH	Lakshmichhari	11,900	2,130	5.6	18,780	2,688	7.0	89	9	9.9	724	131	5.5	0	8	0.0	10	5	2.0
61	Chittagong RWH	Lohagara	312,200	12,441	25.1	54,390	14,474	3.8	100	43	2.3	3,500	1,832	1.9	20	81	0.2	79	11	7.2
62	Chittagong RWH	Mahalchhari	15,000	4,484	3.3	15,062	4,361	3.5	14	13	1.1	1,377	485	2.8	0	10	0.0	19	5	3.8
63	Chittagong RWH	Maheshkhali	10,100	7,758	1.3	23,655	20,394	1.2	72	43	1.7	2,480	2,687	0.9	200	61	3.3	20	8	2.5
64	Chittagong RWH	Manikchhari	8,000	1,906	4.2	10,995	1,885	5.8	30	2	15.0	1,372	532	2.6	0	13	0.0	6	2	3.0
65	Chittagong RWH	Matiranga	36,040	13,170	2.7	41,325	9,668	4.3	35	19	1.8	2,375	1,174	2.0	86	12	7.2	31	13	2.4
66	Chittagong RWH	Mirsharai	58,958	15,763	3.7	31,364	17,810	1.8	201	87	2.3	6,693	3,163	2.1	0	113	0.0	63	21	3.0
67	Chittagong RWH	Panchhari	4,700	3,306	1.4	7,459	5,197	1.4	43	8	5.4	819	329	2.5	20	17	1.2	14	5	2.8
68	Chittagong RWH	Panchlaish	179,800	58,779	3.1	43,385	10,531	4.1	249	116	2.1	9,216	4,458	2.1	445	134	3.3	10	4	2.5
69	Chittagong RWH	Patiya	72,100	25,715	2.8	62,955	23,580	2.7	355	140	2.5	5,215	2,613	2.0	220	167	1.3	87	31	2.8
70	Chittagong RWH	Pekua	13,300	2,205	6.0	19,320	3,933	4.9	45	10	4.5	1,720	1,525	1.1	20	20	1.0	13	8	1.6
71	Chittagong RWH	Ramgarh	16,400	5,149	3.2	28,779	4,486	6.4	57	4	14.3	570	302	1.9	50	12	4.2	27	5	5.4
72	Chittagong RWH	Ramu	152,800	16,925	9.0	50,340	14,795	3.4	56	21	2.7	7,179	3,838	1.9	134	24	5.6	84	10	8.4
73	Chittagong RWH	Rangunia	114,300	30,229	3.8	62,730	19,046	3.3	148	82	1.8	4,164	2,004	2.1	300	79	3.8	57	17	3.4
74	Chittagong RWH	Raozan	138,900	35,715	3.9	66,825	17,078	3.9	218	89	2.4	3,071	1,463	2.1	160	52	3.1	57	15	3.8
75	Chittagong RWH	Sandwip	39,289	9,798	4.0	55,361	13,597	4.1	519	95	5.5	7,902	2,392	3.3	128	41	3.1	16	4	4.0

SL	Warehouse Name	Upazila Name	Condom			Shukhi			IUD			Injectables			Implant			DDS Kits		
			CBL	AMD	MOS	CBL	AMD	MOS	CBL	AMD	MOS	CBL	AMD	MOS	CBL	AMD	MOS	CBL	AMD	MOS
76	Chittagong RWH	Satkania	87,100	14,142	6.2	82,270	12,952	6.4	148	53	2.8	2,880	1,542	1.9	64	76	0.8	80	19	4.2
77	Chittagong RWH	Sitakunda	167,500	31,018	5.4	134,690	20,229	6.7	155	80	1.9	2,823	2,362	1.2	0	78	0.0	61	13	4.7
78	Chittagong RWH	Teknaf	87,200	23,879	3.7	64,108	18,079	3.5	100	40	2.5	12,400	5,764	2.2	100	12	8.3	58	6	9.7
79	Chittagong RWH	Ukhia	37,500	3,269	11.5	27,487	6,055	4.5	60	4	15.0	3,073	1,275	2.4	50	21	2.4	50	5	10.0
80	Comilla RWH	Akhaura	22,900	11,494	2.0	24,615	7,121	3.5	130	12	10.8	3,499	1,079	3.2	18	17	1.1	17	7	2.4
81	Comilla RWH	Ashuganj	53,700	16,936	3.2	22,730	6,476	3.5	22	46	0.5	1,702	1,011	1.7	256	20	12.8	14	9	1.6
82	Comilla RWH	Banchharampur	163,500	30,375	5.4	75,930	11,986	6.3	171	51	3.4	8,159	3,248	2.5	0	44	0.0	26	16	1.6
83	Comilla RWH	Barura	242,900	38,683	6.3	56,063	23,032	2.4	95	47	2.0	1,481	3,747	0.4	150	36	4.2	13	18	0.7
84	Comilla RWH	Bijoynagar	196,200	31,817	6.2	50,970	14,441	3.5	284	27	10.5	11,270	2,303	4.9	100	18	5.6	24	11	2.2
85	Comilla RWH	Brahman Para	36,500	11,505	3.2	23,865	9,230	2.6	71	29	2.4	1,497	1,105	1.4	100	19	5.3	9	10	0.9
86	Comilla RWH	Brahmanbaria Sadar	132,400	59,471	2.2	74,355	18,515	4.0	136	92	1.5	4,026	4,015	1.0	50	61	0.8	10	19	0.5
87	Comilla RWH	Burichang	95,100	47,370	2.0	44,340	22,851	1.9	70	86	0.8	3,500	2,328	1.5	36	102	0.4	21	12	1.8
88	Comilla RWH	Chandina	194,200	32,860	5.9	85,100	17,607	4.8	6	46	0.1	78	3,459	0.0	600	13	46.2	6	18	0.3
89	Comilla RWH	Chandpur Sadar	37,600	17,395	2.2	19,530	16,807	1.2	117	87	1.3	3,845	3,471	1.1	100	69	1.4	4	18	0.2
90	Comilla RWH	Chauddagram	270,500	23,573	11.5	109,215	21,682	5.0	171	65	2.6	13,414	4,630	2.9	150	22	6.8	53	18	2.9
91	Comilla RWH	Comilla Adarsha Sadar	314,700	56,569	5.6	104,625	18,794	5.6	390	153	2.5	12,548	4,310	2.9	252	123	2.0	39	12	3.3
92	Comilla RWH	Comilla Sadar Dakshin	106,700	20,094	5.3	29,880	18,986	1.6	154	53	2.9	11,713	3,287	3.6	100	37	2.7	31	13	2.4
93	Comilla RWH	Daudkandi	369,300	31,210	11.8	92,340	14,466	6.4	179	86	2.1	5,114	2,856	1.8	200	26	7.7	15	18	0.8
94	Comilla RWH	Debidwar	263,200	35,307	7.5	85,725	21,921	3.9	510	138	3.7	9,267	3,706	2.5	200	27	7.4	24	20	1.2
95	Comilla RWH	Faridganj	190,400	22,316	8.5	108,609	14,002	7.8	299	37	8.1	10,894	3,311	3.3	200	48	4.2	17	18	0.9
96	Comilla RWH	Haim Char	55,400	2,704	20.5	20,685	4,866	4.3	213	10	21.3	3,083	901	3.4	0	8	0.0	8	4	2.0
97	Comilla RWH	Hajiganj	166,500	8,950	18.6	53,040	10,775	4.9	249	38	6.6	4,549	2,691	1.7	100	22	4.5	21	18	1.2
98	Comilla RWH	Homna	124,000	33,241	3.7	53,970	9,052	6.0	63	32	2.0	5,573	1,712	3.3	100	12	8.3	22	14	1.6
99	Comilla RWH	Kachua	287,600	32,998	8.7	44,730	14,881	3.0	71	55	1.3	1,449	4,069	0.4	200	27	7.4	2	17	0.1
100	Comilla RWH	Kasba	179,800	61,551	2.9	53,250	21,655	2.5	337	46	7.3	6,451	1,716	3.8	100	18	5.6	23	12	1.9

SL	Warehouse Name	Upazila Name	Condom			Shukhi			IUD			Injectables			Implant			DDS Kits		
			CBL	AMD	MOS	CBL	AMD	MOS	CBL	AMD	MOS	CBL	AMD	MOS	CBL	AMD	MOS	CBL	AMD	MOS
101	Comilla RWH	Laksam	116,600	15,250	7.6	43,533	10,929	4.0	306	49	6.2	2,061	2,202	0.9	260	16	16.3	24	9	2.7
102	Comilla RWH	Manoharganj	128,700	13,522	9.5	47,300	9,142	5.2	473	30	15.8	5,788	1,641	3.5	280	18	15.6	31	10	3.1
103	Comilla RWH	Matlab Dakshin	302,500	13,685	22.1	65,535	7,948	8.2	533	28	19.0	11,919	2,749	4.3	803	35	22.9	44	11	4.0
104	Comilla RWH	Matlab Uttar	120,900	23,470	5.2	59,705	15,251	3.9	295	44	6.7	14,195	2,222	6.4	200	48	4.2	16	13	1.2
105	Comilla RWH	Meghna	48,900	6,284	7.8	25,795	4,370	5.9	100	8	12.5	2,690	1,105	2.4	100	6	16.7	14	8	1.8
106	Comilla RWH	Muradnagar	280,500	85,787	3.3	88,845	30,568	2.9	74	74	1.0	10,981	5,107	2.2	200	83	2.4	5	30	0.2
107	Comilla RWH	Nabinagar	154,500	64,279	2.4	48,000	17,838	2.7	21	65	0.3	11,452	3,564	3.2	26	16	1.6	32	18	1.8
108	Comilla RWH	Nangalkot	148,900	45,011	3.3	25,710	11,838	2.2	135	37	3.6	17,852	3,423	5.2	100	40	2.5	34	15	2.3
109	Comilla RWH	Nasirnagar	132,000	21,246	6.2	70,875	13,053	5.4	135	13	10.4	7,986	1,642	4.9	100	18	5.6	26	12	2.2
110	Comilla RWH	Sarail	303,600	33,173	9.2	86,910	13,168	6.6	180	37	4.9	7,739	2,199	3.5	264	54	4.9	33	8	4.1
111	Comilla RWH	Shahrasti	42,500	4,776	8.9	57,480	7,306	7.9	141	17	8.3	4,239	2,861	1.5	150	15	10.0	15	10	1.5
112	Comilla RWH	Titas	140,100	13,327	10.5	101,998	6,035	16.9	220	28	7.9	7,041	1,404	5.0	161	11	14.6	42	9	4.7
113	Dhaka CWH	Araihazar	82,800	16,191	5.1	153,735	22,536	6.8	501	123	4.1	5,308	2,439	2.2	290	104	2.8	30	16	1.9
114	Dhaka CWH	Bandar	59,400	52,972	1.1	21,855	19,246	1.1	112	64	1.8	4,133	2,195	1.9	63	70	0.9	8	9	0.9
115	Dhaka CWH	Belabo	27,200	17,294	1.6	16,800	12,377	1.4	252	49	5.1	3,223	1,475	2.2	100	48	2.1	17	11	1.5
116	Dhaka CWH	Daulatpur	38,900	17,350	2.2	27,600	13,573	2.0	423	27	15.7	3,204	1,498	2.1	0	36	0.0	22	9	2.4
117	Dhaka CWH	Dhamrai	157,300	26,008	6.0	300	25,869	0.0	103	142	0.7	4,693	2,302	2.0	0	76	0.0	3	18	0.2
118	Dhaka CWH	Dohar	952	12,389	0.1	6,633	6,720	1.0	300	13	23.1	296	661	0.4	0	56	0.0	4	7	0.6
119	Dhaka CWH	Gazaria	169,700	9,075	18.7	32,060	7,888	4.1	54	13	4.2	1,654	715	2.3	80	12	6.7	20	7	2.9
120	Dhaka CWH	Gazipur Sadar	121,800	66,618	1.8	36,645	37,873	1.0	413	178	2.3	6,615	3,191	2.1	219	78	2.8	25	12	2.1
121	Dhaka CWH	Ghior	70,000	24,754	2.8	24,175	12,113	2.0	157	21	7.5	2,677	1,260	2.1	0	42	0.0	23	8	2.9
122	Dhaka CWH	Harirampur	34,700	16,802	2.1	14,880	6,626	2.2	192	23	8.3	1,941	987	2.0	100	31	3.2	19	10	1.9
123	Dhaka CWH	Kaliakair	52,800	23,085	2.3	31,080	23,077	1.3	217	44	4.9	2,254	1,259	1.8	200	48	4.2	22	8	2.8
124	Dhaka CWH	Kaliganj	14,900	41,206	0.4	25,230	18,982	1.3	189	52	3.6	2,793	1,266	2.2	0	24	0.0	20	11	1.8
125	Dhaka CWH	Kapasia	54,500	26,286	2.1	463,685	21,473	21.6	111	38	2.9	2,878	1,209	2.4	0	20	0.0	9	13	0.7

SL	Warehouse Name	Upazila Name	Condom			Shukhi			IUD			Injectables			Implant			DDS Kits		
			CBL	AMD	MOS	CBL	AMD	MOS	CBL	AMD	MOS	CBL	AMD	MOS	CBL	AMD	MOS	CBL	AMD	MOS
126	Dhaka CWH	Keraniganj	77,358	57,328	1.3	19,849	32,959	0.6	590	164	3.6	109	4,694	0.0	2,844	134	21.2	3	22	0.1
127	Dhaka CWH	Lohajang	46,400	22,607	2.1	22,365	10,606	2.1	280	43	6.5	2,066	982	2.1	0	27	0.0	14	12	1.2
128	Dhaka CWH	Manikganj Sadar	43,200	35,060	1.2	27,000	19,259	1.4	322	43	7.5	5,230	2,748	1.9	294	117	2.5	19	15	1.3
129	Dhaka CWH	Manohardi	47,200	31,966	1.5	486,298	17,627	27.6	301	94	3.2	5,587	2,662	2.1	0	22	0.0	2	15	0.1
130	Dhaka CWH	Mirpur	64,300	218,344	0.3	68,388	62,568	1.1	1,242	525	2.4	15,047	16,626	0.9	250	363	0.7	14	8	1.8
131	Dhaka CWH	Munshiganj Sadar	78,600	36,380	2.2	40,598	23,087	1.8	166	34	4.9	4,381	2,271	1.9	0	17	0.0	27	15	1.8
132	Dhaka CWH	Narayanganj Sadar	69,600	137,107	0.5	76,560	63,958	1.2	397	171	2.3	19,088	10,445	1.8	265	169	1.6	32	19	1.7
133	Dhaka CWH	Narsingdi Sadar	11,035	77,234	0.1	29	41,707	0.0	252	102	2.5	1,617	9,432	0.2	0	101	0.0	0	22	0.0
134	Dhaka CWH	Nawabganj	40,100	19,979	2.0	24,510	14,446	1.7	120	23	5.2	1,870	854	2.2	0	63	0.0	17	12	1.4
135	Dhaka CWH	Palash	29,100	12,696	2.3	22,740	11,864	1.9	177	26	6.8	3,216	1,605	2.0	0	54	0.0	10	7	1.4
136	Dhaka CWH	Roypura	28,900	77,576	0.4	31,845	23,989	1.3	3	133	0.0	403	5,098	0.1	72	36	2.0	23	21	1.1
137	Dhaka CWH	Rupganj	212,677	48,047	4.4	88,810	35,238	2.5	304	117	2.6	8,040	3,883	2.1	0	57	0.0	20	12	1.7
138	Dhaka CWH	Saturia	5,600	7,996	0.7	12,270	7,774	1.6	96	28	3.4	720	847	0.9	300	38	7.9	4	12	0.3
139	Dhaka CWH	Savar	630,700	61,995	10.2	355,155	39,535	9.0	258	91	2.8	8,201	3,324	2.5	0	108	0.0	8	16	0.5
140	Dhaka CWH	Serajdikhan	44,200	22,032	2.0	44,305	21,976	2.0	220	35	6.3	3,404	1,703	2.0	0	40	0.0	15	15	1.0
141	Dhaka CWH	Shibalaya	27,236	22,579	1.2	22,428	10,819	2.1	115	22	5.2	3,932	1,862	2.1	1,488	42	35.4	10	9	1.1
142	Dhaka CWH	Shibpur	7,800	33,953	0.2	15,524	19,459	0.8	178	90	2.0	2,989	3,175	0.9	0	59	0.0	3	13	0.2
143	Dhaka CWH	Singair	132,700	27,485	4.8	46,505	14,569	3.2	112	43	2.6	2,630	1,314	2.0	0	66	0.0	30	16	1.9
144	Dhaka CWH	Sonargaon	90,300	34,861	2.6	44,820	24,856	1.8	206	56	3.7	7,340	3,495	2.1	0	69	0.0	20	16	1.3
145	Dhaka CWH	Sreenagar	80,600	40,111	2.0	39,175	22,842	1.7	300	66	4.5	5,744	3,269	1.8	0	37	0.0	18	17	1.1
146	Dhaka CWH	Sreepur	50,100	39,728	1.3	488,772	37,849	12.9	222	54	4.1	3,853	1,912	2.0	0	129	0.0	21	13	1.6
147	Dhaka CWH	Tejgaon	108,020	249,135	0.4	200,380	148,530	1.3	1,261	458	2.8	23,610	22,388	1.1	788	465	1.7	30	13	2.3
148	Dhaka CWH	Tongi	90,900	62,839	1.4	43,770	18,632	2.3	310	63	4.9	3,650	1,799	2.0	80	67	1.2	8	2	4.0
149	Dhaka CWH	Tongibari	63,700	11,765	5.4	25,305	10,024	2.5	183	24	7.6	1,328	593	2.2	0	16	0.0	22	16	1.4
150	Dinajpur RWH	Atwari	18,400	7,892	2.3	34,007	14,794	2.3	73	19	3.8	4,350	1,252	3.5	0	28	0.0	17	8	2.1

SL	Warehouse Name	Upazila Name	Condom			Shukhi			IUD			Injectables			Implant			DDS Kits		
			CBL	AMD	MOS	CBL	AMD	MOS	CBL	AMD	MOS	CBL	AMD	MOS	CBL	AMD	MOS	CBL	AMD	MOS
151	Dinajpur RWH	Baliadangi	20,200	5,058	4.0	62,985	12,566	5.0	43	7	6.1	7,235	2,984	2.4	0	23	0.0	15	10	1.5
152	Dinajpur RWH	Biral	48,500	11,004	4.4	94,515	17,838	5.3	88	24	3.7	4,730	1,575	3.0	0	68	0.0	40	12	3.3
153	Dinajpur RWH	Birampur	15,600	6,628	2.4	33,735	9,254	3.6	121	29	4.2	2,666	572	4.7	0	59	0.0	8	10	0.8
154	Dinajpur RWH	Birganj	30,700	9,150	3.4	87,045	24,612	3.5	114	22	5.2	5,138	2,138	2.4	0	185	0.0	35	15	2.3
155	Dinajpur RWH	Bochaganj	19,000	5,880	3.2	49,437	13,659	3.6	110	37	3.0	2,639	1,118	2.4	0	34	0.0	20	9	2.2
156	Dinajpur RWH	Boda	12,200	6,043	2.0	31,995	17,983	1.8	73	43	1.7	6,265	2,238	2.8	0	160	0.0	15	13	1.2
157	Dinajpur RWH	Chirirbandar	49,300	5,992	8.2	72,840	17,575	4.1	82	14	5.9	4,301	1,582	2.7	0	65	0.0	11	16	0.7
158	Dinajpur RWH	Debiganj	31,700	13,253	2.4	55,710	28,710	1.9	113	65	1.7	8,273	3,632	2.3	0	61	0.0	15	15	1.0
159	Dinajpur RWH	Dinajpur Sadar	84,100	37,507	2.2	78,810	30,007	2.6	127	34	3.7	8,895	4,566	1.9	0	154	0.0	26	17	1.5
160	Dinajpur RWH	Fulbari	15,100	6,304	2.4	99,015	10,375	9.5	57	21	2.7	1,979	456	4.3	0	26	0.0	14	9	1.6
161	Dinajpur RWH	Haripur	7,600	6,238	1.2	20,940	11,520	1.8	62	5	12.4	2,384	1,510	1.6	0	19	0.0	18	6	3.0
162	Dinajpur RWH	Kaharole	14,400	3,539	4.1	41,319	10,900	3.8	140	14	10.0	2,997	1,142	2.6	0	58	0.0	25	8	3.1
163	Dinajpur RWH	Khansama	11,100	4,301	2.6	31,665	14,755	2.1	46	10	4.6	3,588	1,432	2.5	0	66	0.0	13	7	1.9
164	Dinajpur RWH	Nawabganj	24,200	10,439	2.3	38,205	16,305	2.3	53	21	2.5	4,680	2,184	2.1	0	56	0.0	17	11	1.5
165	Dinajpur RWH	Panchagarh Sadar	20,500	8,679	2.4	36,300	20,029	1.8	63	37	1.7	5,738	3,060	1.9	0	62	0.0	11	13	0.8
166	Dinajpur RWH	Parbatipur	143,900	37,913	3.8	106,673	28,672	3.7	363	125	2.9	10,399	3,647	2.9	128	77	1.7	24	16	1.5
167	Dinajpur RWH	Pirganj	25,600	7,043	3.6	52,230	18,512	2.8	39	19	2.1	5,784	2,397	2.4	128	42	3.0	29	13	2.2
168	Dinajpur RWH	Ranisankail	11,800	5,559	2.1	29,160	15,856	1.8	52	17	3.1	2,895	2,085	1.4	0	80	0.0	10	9	1.1
169	Dinajpur RWH	Tentulia	52,600	8,177	6.4	52,545	10,188	5.2	50	32	1.6	3,604	706	5.1	128	37	3.5	9	10	0.9
170	Dinajpur RWH	Thakurgaon Sadar	54,300	20,516	2.6	78,480	40,186	2.0	240	71	3.4	14,500	6,586	2.2	0	124	0.0	34	21	1.6
171	Faridpur RWH	Agailjhara	17,300	8,843	2.0	18,636	9,397	2.0	151	15	10.1	2,495	655	3.8	0	40	0.0	8	4	2.0
172	Faridpur RWH	Alfadanga	6,400	17,849	0.4	8,450	7,208	1.2	243	13	18.7	3,310	843	3.9	128	29	4.4	17	7	2.4
173	Faridpur RWH	Babuganj	13,300	5,251	2.5	15,630	7,600	2.1	109	33	3.3	2,616	833	3.1	0	47	0.0	6	8	0.8
174	Faridpur RWH	Baliakandi	58,800	27,607	2.1	36,195	17,988	2.0	137	27	5.1	3,759	1,436	2.6	0	45	0.0	13	9	1.4
175	Faridpur RWH	Banari Para	19,800	6,598	3.0	10,797	9,197	1.2	96	22	4.4	2,296	775	3.0	64	39	1.6	13	10	1.3

SL	Warehouse Name	Upazila Name	Condom			Shukhi			IUD			Injectables			Implant			DDS Kits		
			CBL	AMD	MOS	CBL	AMD	MOS	CBL	AMD	MOS	CBL	AMD	MOS	CBL	AMD	MOS	CBL	AMD	MOS
176	Faridpur RWH	Barisal Sadar (kotwali)	65,700	26,075	2.5	50,700	23,568	2.2	269	59	4.6	9,601	4,318	2.2	188	127	1.5	19	15	1.3
177	Faridpur RWH	Bhanga	290,000	22,270	13.0	38,870	16,332	2.4	174	78	2.2	3,917	854	4.6	320	70	4.6	86	19	4.5
178	Faridpur RWH	Bhedarganj	32,100	13,051	2.5	25,170	10,685	2.4	219	45	4.9	5,183	2,301	2.3	128	94	1.4	13	12	1.1
179	Faridpur RWH	Boalmari	74,900	34,903	2.1	34,510	17,137	2.0	170	40	4.3	4,270	1,876	2.3	128	41	3.1	11	15	0.7
180	Faridpur RWH	Char Bhadrasan	14,400	8,241	1.7	6,999	3,036	2.3	53	13	4.1	1,890	286	6.6	0	10	0.0	11	4	2.8
181	Faridpur RWH	Damudya	3,300	8,514	0.4	8,730	6,115	1.4	125	28	4.5	2,401	803	3.0	128	21	6.1	4	10	0.4
182	Faridpur RWH	Faridpur Sadar	108,200	52,235	2.1	52,855	24,935	2.1	209	84	2.5	8,035	3,887	2.1	0	218	0.0	31	16	1.9
183	Faridpur RWH	Gaurnadi	20,400	8,370	2.4	24,510	10,086	2.4	186	27	6.9	2,976	1,154	2.6	0	32	0.0	8	12	0.7
184	Faridpur RWH	Goalanda	48,100	21,039	2.3	16,965	7,865	2.2	77	14	5.5	3,497	1,734	2.0	128	67	1.9	9	5	1.8
185	Faridpur RWH	Gopalganj Sadar	45,900	35,272	1.3	25,820	19,373	1.3	237	72	3.3	2,873	1,652	1.7	26	45	0.6	35	29	1.2
186	Faridpur RWH	Gosairhat	23,800	16,872	1.4	21,510	11,269	1.9	112	87	1.3	1,933	1,194	1.6	384	36	10.7	20	10	2.0
187	Faridpur RWH	Jhalokati Sadar	29,600	12,191	2.4	20,385	10,716	1.9	149	31	4.8	3,081	1,132	2.7	0	68	0.0	23	14	1.6
188	Faridpur RWH	Kalkini	20,800	13,236	1.6	34,140	16,464	2.1	125	28	4.5	4,636	1,527	3.0	0	117	0.0	37	15	2.5
189	Faridpur RWH	Kashiani	54,000	29,168	1.9	35,245	17,665	2.0	300	26	11.5	3,960	1,766	2.2	0	44	0.0	18	18	1.0
190	Faridpur RWH	Kotalipara	30,800	13,212	2.3	35,820	17,707	2.0	106	23	4.6	2,060	842	2.4	0	45	0.0	23	18	1.3
191	Faridpur RWH	Madaripur Sadar	54,600	20,398	2.7	49,875	22,659	2.2	362	91	4.0	9,674	4,610	2.1	256	164	1.6	23	22	1.0
192	Faridpur RWH	Madhukhali	29,000	13,600	2.1	35,820	15,548	2.3	151	43	3.5	3,447	1,300	2.7	0	39	0.0	11	12	0.9
193	Faridpur RWH	Muksudpur	97,500	41,303	2.4	72,022	29,505	2.4	213	60	3.6	5,820	2,451	2.4	192	21	9.1	162	24	6.8
194	Faridpur RWH	Nagarkanda	38,000	20,308	1.9	31,270	14,354	2.2	117	42	2.8	2,966	802	3.7	0	44	0.0	21	10	2.1
195	Faridpur RWH	Naria	59,700	12,655	4.7	30,155	12,063	2.5	64	65	1.0	4,162	1,010	4.1	0	39	0.0	40	14	2.9
196	Faridpur RWH	Nesarabad (swarupkati)	23,400	6,756	3.5	26,535	10,906	2.4	135	29	4.7	2,445	1,027	2.4	128	37	3.5	31	11	2.8
197	Faridpur RWH	Pangsha	330,100	40,038	8.2	81,020	30,115	2.7	221	78	2.8	6,134	2,919	2.1	192	80	2.4	157	25	6.3
198	Faridpur RWH	Rajbari Sadar	59,400	27,292	2.2	43,755	18,750	2.3	257	127	2.0	5,779	2,703	2.1	192	281	0.7	23	22	1.0
199	Faridpur RWH	Rajoir	44,600	20,414	2.2	36,015	17,507	2.1	90	38	2.4	7,061	2,080	3.4	0	65	0.0	8	15	0.5
200	Faridpur RWH	Sadarpur	43,600	14,363	3.0	24,806	8,050	3.1	146	34	4.3	2,313	912	2.5	0	37	0.0	221	12	18.4

SL	Warehouse Name	Upazila Name	Condom			Shukhi			IUD			Injectables			Implant			DDS Kits		
			CBL	AMD	MOS	CBL	AMD	MOS	CBL	AMD	MOS	CBL	AMD	MOS	CBL	AMD	MOS	CBL	AMD	MOS
201	Faridpur RWH	Saltha	35,400	16,320	2.2	24,060	11,567	2.1	207	52	4.0	2,649	917	2.9	0	26	0.0	11	12	0.9
202	Faridpur RWH	Shariatpur Sadar	30,400	16,343	1.9	21,236	11,147	1.9	241	67	3.6	4,285	1,679	2.6	128	66	1.9	17	12	1.4
203	Faridpur RWH	Shib Char	51,000	33,816	1.5	41,760	27,615	1.5	275	61	4.5	5,600	3,037	1.8	0	94	0.0	15	33	0.5
204	Faridpur RWH	Tungipara	34,900	18,364	1.9	21,840	11,833	1.8	188	9	20.9	2,119	819	2.6	192	14	13.7	5	7	0.7
205	Faridpur RWH	Wazirpur	40,900	14,875	2.7	33,240	15,734	2.1	118	32	3.7	4,710	1,337	3.5	0	65	0.0	17	13	1.3
206	Faridpur RWH	Zanjira	30,600	18,180	1.7	16,650	12,117	1.4	140	61	2.3	2,966	1,161	2.6	0	44	0.0	15	11	1.4
207	Jamalpur RWH	Bakshiganj	44,000	18,365	2.4	44,055	16,158	2.7	120	30	4.0	2,210	1,075	2.1	128	44	2.9	16	11	1.5
208	Jamalpur RWH	Char Rajibpur	120,388	43,611	2.8	33,437	7,452	4.5	102	25	4.1	3,888	1,442	2.7	50	22	2.3	22	3	7.3
209	Jamalpur RWH	Dewanganj	42,800	30,760	1.4	23,220	19,511	1.2	0	31	0.0	5,972	3,531	1.7	0	40	0.0	14	9	1.6
210	Jamalpur RWH	Islampur	111,800	53,174	2.1	81,743	37,777	2.2	127	39	3.3	11,869	5,065	2.3	244	36	6.8	31	24	1.3
211	Jamalpur RWH	Jamalpur Sadar	117,100	58,160	2.0	102,838	48,838	2.1	145	53	2.7	12,526	6,598	1.9	512	80	6.4	54	26	2.1
212	Jamalpur RWH	Jhenaigati	36,600	14,096	2.6	40,995	18,613	2.2	86	12	7.2	3,394	1,516	2.2	386	46	8.4	23	7	3.3
213	Jamalpur RWH	Madarganj	46,200	19,063	2.4	34,500	17,632	2.0	102	41	2.5	2,100	1,183	1.8	392	73	5.4	28	8	3.5
214	Jamalpur RWH	Melandaha	70,000	33,960	2.1	52,725	25,512	2.1	100	37	2.7	6,800	3,588	1.9	100	51	2.0	22	14	1.6
215	Jamalpur RWH	Nakla	61,200	12,442	4.9	57,975	17,011	3.4	89	33	2.7	3,995	2,002	2.0	16	70	0.2	25	15	1.7
216	Jamalpur RWH	Nalitabari	39,800	23,571	1.7	41,355	21,747	1.9	47	23	2.0	3,724	1,646	2.3	136	73	1.9	29	10	2.9
217	Jamalpur RWH	Raumari	104,700	51,280	2.0	36,150	13,476	2.7	161	49	3.3	5,622	2,780	2.0	0	44	0.0	14	5	2.8
218	Jamalpur RWH	Sarishabari	87,800	35,438	2.5	98,850	28,319	3.5	65	40	1.6	5,033	2,301	2.2	512	39	13.1	76	10	7.6
219	Jamalpur RWH	Sherpur Sadar	99,500	52,276	1.9	65,320	35,030	1.9	362	106	3.4	11,811	7,782	1.5	0	108	0.0	31	20	1.6
220	Jamalpur RWH	Sreebardi	227,600	26,640	8.5	744,075	21,789	34.1	143	41	3.5	5,633	2,289	2.5	384	70	5.5	57	14	4.1
221	Jessore RWH	Abhaynagar	40,400	24,535	1.6	61,305	11,894	5.2	66	35	1.9	2,840	3,244	0.9	128	69	1.9	92	13	7.1
222	Jessore RWH	Bagher Para	87,300	28,780	3.0	66,825	14,705	4.5	345	65	5.3	10,515	2,083	5.0	192	65	3.0	51	13	3.9
223	Jessore RWH	Chaugachha	88,300	24,332	3.6	48,120	13,870	3.5	235	21	11.2	11,039	1,911	5.8	320	47	6.8	33	10	3.3
224	Jessore RWH	Harinakunda	75,300	7,942	9.5	33,120	17,372	1.9	13	21	0.6	1,985	1,105	1.8	256	62	4.1	24	11	2.2
225	Jessore RWH	Jessore Sadar	98,400	92,854	1.1	70,964	53,145	1.3	429	75	5.7	17,950	8,142	2.2	384	123	3.1	28	18	1.6

SL	Warehouse Name	Upazila Name	Condom			Shukhi			IUD			Injectables			Implant			DDS Kits		
			CBL	AMD	MOS	CBL	AMD	MOS	CBL	AMD	MOS	CBL	AMD	MOS	CBL	AMD	MOS	CBL	AMD	MOS
226	Jessore RWH	Jhenaidah Sadar	54,100	32,639	1.7	53,280	30,286	1.8	564	121	4.7	13,700	3,846	3.6	64	118	0.5	11	21	0.5
227	Jessore RWH	Jhikargachha	39,200	20,068	2.0	25,830	13,387	1.9	120	43	2.8	3,300	2,617	1.3	64	36	1.8	1	9	0.1
228	Jessore RWH	Kalia	73,400	20,379	3.6	78,205	12,284	6.4	70	29	2.4	2,025	989	2.0	0	12	0.0	36	16	2.3
229	Jessore RWH	Kaliganj	21,700	16,482	1.3	14,115	16,984	0.8	115	29	4.0	3,177	1,388	2.3	154	22	7.0	4	14	0.3
230	Jessore RWH	Keshabpur	41,400	15,760	2.6	28,620	12,466	2.3	129	19	6.8	5,662	2,486	2.3	192	64	3.0	18	11	1.6
231	Jessore RWH	Kotchandpur	47,800	7,876	6.1	28,935	7,866	3.7	110	18	6.1	2,600	1,245	2.1	256	26	9.8	34	8	4.3
232	Jessore RWH	Lohagara	4,000	20,273	0.2	23,025	13,993	1.6	0	44	0.0	2,832	1,671	1.7	64	46	1.4	23	12	1.9
233	Jessore RWH	Magura Sadar	62,700	32,105	2.0	43,060	30,854	1.4	130	58	2.2	8,850	3,634	2.4	0	133	0.0	34	22	1.5
234	Jessore RWH	Maheshpur	59,500	25,393	2.3	49,635	19,160	2.6	285	39	7.3	13,900	3,700	3.8	0	47	0.0	37	15	2.5
235	Jessore RWH	Manirampur	199,300	33,907	5.9	84,225	29,839	2.8	4	151	0.0	14,255	7,445	1.9	256	99	2.6	117	26	4.5
236	Jessore RWH	Mohammadpur	14,200	7,150	2.0	29,595	12,076	2.5	80	37	2.2	2,284	1,021	2.2	282	81	3.5	24	8	3.0
237	Jessore RWH	Narail Sadar	45,800	27,105	1.7	45,099	20,138	2.2	126	55	2.3	5,160	2,242	2.3	0	69	0.0	29	20	1.5
238	Jessore RWH	Shailkupa	38,500	31,567	1.2	46,875	30,448	1.5	73	32	2.3	4,668	2,029	2.3	64	128	0.5	1	22	0.0
239	Jessore RWH	Shalikha	47,100	6,521	7.2	41,100	9,309	4.4	121	25	4.8	1,596	640	2.5	128	67	1.9	54	14	3.9
240	Jessore RWH	Sharsha	79,900	36,530	2.2	46,290	22,420	2.1	98	32	3.1	804	3,922	0.2	0	79	0.0	0	16	0.0
241	Jessore RWH	Sreepur	23,900	14,427	1.7	35,490	13,888	2.6	133	25	5.3	3,570	1,695	2.1	64	69	0.9	13	14	0.9
242	Khulna RWH	Assasuni	40,200	19,808	2.0	51,795	22,879	2.3	90	17	5.3	3,700	1,541	2.4	228	65	3.5	17	11	1.5
243	Khulna RWH	Bagerhat Sadar	39,700	28,808	1.4	35,220	19,497	1.8	208	71	2.9	6,184	2,443	2.5	0	69	0.0	25	18	1.4
244	Khulna RWH	Batiaghata	49,300	16,374	3.0	29,715	13,493	2.2	82	38	2.2	2,627	981	2.7	0	26	0.0	11	6	1.8
245	Khulna RWH	Bhandaria	27,100	11,919	2.3	19,410	7,885	2.5	79	26	3.0	2,069	1,017	2.0	152	29	5.2	17	10	1.7
246	Khulna RWH	Chitalmari	40,400	21,382	1.9	31,800	13,174	2.4	36	12	3.0	3,672	1,462	2.5	64	28	2.3	20	8	2.5
247	Khulna RWH	Dacope	76,000	7,542	10.1	77,910	11,376	6.8	40	5	8.0	2,466	772	3.2	0	84	0.0	27	9	3.0
248	Khulna RWH	Daulatpur	330,000	91,352	3.6	104,775	21,952	4.8	200	62	3.2	11,200	6,037	1.9	0	98	0.0	38	9	4.2
249	Khulna RWH	Debhata	37,300	12,251	3.0	28,095	9,623	2.9	83	8	10.4	2,089	653	3.2	64	34	1.9	19	6	3.2
250	Khulna RWH	Dumuria	172,700	29,219	5.9	153,055	22,061	6.9	282	72	3.9	6,734	2,609	2.6	0	108	0.0	97	20	4.9

SL	Warehouse Name	Upazila Name	Condom			Shukhi			IUD			Injectables			Implant			DDS Kits		
			CBL	AMD	MOS	CBL	AMD	MOS	CBL	AMD	MOS	CBL	AMD	MOS	CBL	AMD	MOS	CBL	AMD	MOS
251	Khulna RWH	Fakirhat	28,900	13,379	2.2	39,915	9,667	4.1	47	23	2.0	2,024	907	2.2	0	26	0.0	11	13	0.8
252	Khulna RWH	Kachua	30,800	16,900	1.8	17,370	8,889	2.0	114	16	7.1	2,070	822	2.5	0	24	0.0	21	9	2.3
253	Khulna RWH	Kalaroa	47,700	23,646	2.0	41,085	11,709	3.5	82	22	3.7	3,178	1,753	1.8	0	29	0.0	11	16	0.7
254	Khulna RWH	Kaliganj	169,500	24,173	7.0	109,965	19,061	5.8	90	33	2.7	3,800	1,328	2.9	0	45	0.0	48	16	3.0
255	Khulna RWH	Kanthalia	19,300	7,477	2.6	17,580	5,727	3.1	116	20	5.8	2,428	762	3.2	60	13	4.6	17	9	1.9
256	Khulna RWH	Kawkhali	15,600	4,309	3.6	11,215	3,861	2.9	60	23	2.6	695	363	1.9	0	20	0.0	9	8	1.1
257	Khulna RWH	Khulna Sadar	186,200	136,848	1.4	43,705	46,840	0.9	190	120	1.6	10,758	6,209	1.7	27	104	0.3	4	4	1.0
258	Khulna RWH	Koyra	71,400	14,930	4.8	79,050	21,340	3.7	65	20	3.3	1,746	712	2.5	64	29	2.2	53	7	7.6
259	Khulna RWH	Mathbaria	98,200	12,192	8.1	96,975	18,514	5.2	120	88	1.4	3,687	1,751	2.1	64	38	1.7	46	16	2.9
260	Khulna RWH	Mollahat	29,800	12,800	2.3	30,900	11,219	2.8	80	20	4.0	2,352	617	3.8	0	15	0.0	18	9	2.0
261	Khulna RWH	Mongla	61,100	24,654	2.5	29,445	12,368	2.4	100	23	4.3	3,788	1,663	2.3	128	21	6.1	11	10	1.1
262	Khulna RWH	Morrelganj	307,700	31,564	9.7	99,060	36,322	2.7	174	71	2.5	4,701	2,435	1.9	0	24	0.0	116	20	5.8
263	Khulna RWH	Nazirpur	40,100	13,555	3.0	33,720	12,181	2.8	160	23	7.0	3,600	1,302	2.8	192	25	7.7	21	11	1.9
264	Khulna RWH	Paikgachha	33,100	14,246	2.3	39,600	19,477	2.0	100	23	4.3	3,400	1,206	2.8	64	56	1.1	16	4	4.0
265	Khulna RWH	Phultala	64,800	21,816	3.0	19,710	8,292	2.4	110	32	3.4	2,825	1,221	2.3	0	29	0.0	19	6	3.2
266	Khulna RWH	Pirojpur Sadar	29,800	11,718	2.5	23,535	8,947	2.6	166	65	2.6	2,919	1,131	2.6	128	51	2.5	17	13	1.3
267	Khulna RWH	Rajapur	25,400	9,185	2.8	17,640	6,454	2.7	7	13	0.5	2,040	753	2.7	0	14	0.0	15	10	1.5
268	Khulna RWH	Rampal	60,600	21,262	2.9	56,080	12,953	4.3	101	22	4.6	2,012	589	3.4	164	23	7.1	22	12	1.8
269	Khulna RWH	Rupsa	38,900	18,141	2.1	25,095	12,722	2.0	117	33	3.5	2,121	839	2.5	0	59	0.0	15	8	1.9
270	Khulna RWH	Sarankhola	102,300	15,328	6.7	81,210	11,472	7.1	95	25	3.8	2,052	1,312	1.6	0	18	0.0	41	6	6.8
271	Khulna RWH	Satkhira Sadar	118,900	60,783	2.0	67,250	32,000	2.1	143	56	2.6	10,235	4,638	2.2	292	91	3.2	30	21	1.4
272	Khulna RWH	Shyamnagar	73,100	21,478	3.4	108,585	28,022	3.9	117	25	4.7	3,590	1,300	2.8	100	57	1.8	58	16	3.6
273	Khulna RWH	Tala	36,500	15,662	2.3	44,040	18,978	2.3	169	64	2.6	5,027	2,279	2.2	64	60	1.1	19	15	1.3
274	Khulna RWH	Terokhada	107,100	18,797	5.7	70,380	10,312	6.8	85	19	4.5	1,505	550	2.7	0	33	0.0	33	7	4.7
275	Khulna RWH	Zianagar	8,600	3,575	2.4	11,630	3,761	3.1	59	25	2.4	1,200	594	2.0	64	17	3.8	13	6	2.2

SL	Warehouse Name	Upazila Name	Condom			Shukhi			IUD			Injectables			Implant			DDS Kits		
			CBL	AMD	MOS	CBL	AMD	MOS	CBL	AMD	MOS	CBL	AMD	MOS	CBL	AMD	MOS	CBL	AMD	MOS
276	Kushtia RWH	Alamdanga	56,800	16,263	3.5	41,355	21,301	1.9	30	38	0.8	3,100	3,267	0.9	0	79	0.0	28	15	1.9
277	Kushtia RWH	Bheramara	53,500	27,770	1.9	29,640	12,638	2.3	0	11	0.0	5,393	2,003	2.7	0	25	0.0	12	10	1.2
278	Kushtia RWH	Chuadanga Sadar	52,500	30,114	1.7	25,170	16,697	1.5	15	45	0.3	5,280	4,056	1.3	0	51	0.0	19	12	1.6
279	Kushtia RWH	Damurhuda	42,800	21,918	2.0	28,050	13,823	2.0	90	44	2.0	6,150	2,973	2.1	192	60	3.2	12	9	1.3
280	Kushtia RWH	Daulatpur	66,200	44,123	1.5	23,881	25,367	0.9	83	9	9.2	6,890	4,122	1.7	0	23	0.0	9	12	0.8
281	Kushtia RWH	Gangni	64,400	46,385	1.4	28,240	21,614	1.3	137	29	4.7	10,199	5,757	1.8	12	35	0.3	16	12	1.3
282	Kushtia RWH	Jiban Nagar	31,800	14,149	2.2	26,775	11,588	2.3	62	35	1.8	4,876	2,132	2.3	0	62	0.0	8	6	1.3
283	Kushtia RWH	Khoksa	29,850	20,260	1.5	11,745	9,240	1.3	34	8	4.3	297	643	0.5	0	38	0.0	1	7	0.1
284	Kushtia RWH	Kumarkhali	45,180	33,203	1.4	26,406	16,374	1.6	48	16	3.0	6,079	2,790	2.2	0	7	0.0	19	19	1.0
285	Kushtia RWH	Kushtia Sadar	92,100	48,110	1.9	75,180	35,956	2.1	77	61	1.3	11,271	5,570	2.0	261	187	1.4	30	19	1.6
286	Kushtia RWH	Meherpur Sadar	36,000	38,592	0.9	34,500	12,238	2.8	64	26	2.5	6,956	3,441	2.0	50	29	1.7	4	7	0.6
287	Kushtia RWH	Mirpur	55,147	26,902	2.0	33,956	18,759	1.8	44	17	2.6	3,574	2,618	1.4	0	28	0.0	26	17	1.5
288	Kushtia RWH	Mujib Nagar	29,400	8,647	3.4	8,220	3,536	2.3	75	8	9.4	3,862	1,605	2.4	64	5	12.8	2	6	0.3
289	Mymensingh RWH	Atpara	6,100	10,991	0.6	20,125	13,835	1.5	206	8	25.8	2,067	812	2.5	120	60	2.0	13	7	1.9
290	Mymensingh RWH	Austagram	34,000	18,248	1.9	30,195	12,680	2.4	54	28	1.9	2,302	1,190	1.9	128	31	4.1	15	5	3.0
291	Mymensingh RWH	Bajitpur	54,800	23,174	2.4	42,750	16,849	2.5	134	32	4.2	3,117	1,411	2.2	0	43	0.0	28	12	2.3
292	Mymensingh RWH	Barhatta	14,400	16,169	0.9	35,640	15,888	2.2	128	18	7.1	3,088	1,578	2.0	0	19	0.0	20	11	1.8
293	Mymensingh RWH	Bhairab	66,900	33,942	2.0	56,775	23,819	2.4	217	123	1.8	4,302	2,174	2.0	128	118	1.1	18	6	3.0
294	Mymensingh RWH	Bhaluka	95,400	41,746	2.3	77,565	39,240	2.0	137	86	1.6	4,822	2,127	2.3	512	77	6.6	26	14	1.9
295	Mymensingh RWH	Dharampasha	35,000	21,583	1.6	41,745	16,936	2.5	145	35	4.1	3,200	1,909	1.7	192	14	13.7	21	13	1.6
296	Mymensingh RWH	Dhobaura	48,800	22,312	2.2	45,555	16,962	2.7	44	16	2.8	3,600	1,597	2.3	276	61	4.5	21	9	2.3
297	Mymensingh RWH	Durgapur	35,900	22,132	1.6	30,689	17,395	1.8	130	20	6.5	2,773	2,245	1.2	356	43	8.3	18	9	2.0
298	Mymensingh RWH	Fulbaria	54,600	23,425	2.3	94,830	42,842	2.2	180	60	3.0	4,025	1,702	2.4	0	138	0.0	33	15	2.2
299	Mymensingh RWH	Gaffargaon	102,400	50,852	2.0	78,870	36,752	2.1	81	45	1.8	4,469	2,232	2.0	64	74	0.9	13	20	0.7
300	Mymensingh RWH	Gauripur	44,700	21,294	2.1	49,605	26,119	1.9	224	39	5.7	5,000	2,078	2.4	512	117	4.4	22	13	1.7

SL	Warehouse Name	Upazila Name	Condom			Shukhi			IUD			Injectables			Implant			DDS Kits		
			CBL	AMD	MOS	CBL	AMD	MOS	CBL	AMD	MOS	CBL	AMD	MOS	CBL	AMD	MOS	CBL	AMD	MOS
301	Mymensingh RWH	Haluaghat	69,300	32,111	2.2	60,045	33,381	1.8	106	23	4.6	5,332	2,339	2.3	256	139	1.8	15	15	1.0
302	Mymensingh RWH	Hossainpur	39,700	17,276	2.3	39,825	19,809	2.0	92	45	2.0	3,037	1,430	2.1	64	53	1.2	14	8	1.8
303	Mymensingh RWH	Ishwarganj	51,200	21,131	2.4	79,930	39,180	2.0	186	14	13.3	4,166	1,750	2.4	576	146	3.9	21	13	1.6
304	Mymensingh RWH	Itna	43,000	17,161	2.5	31,575	18,013	1.8	89	35	2.5	1,737	777	2.2	128	27	4.7	19	6	3.2
305	Mymensingh RWH	Kalmakanda	33,100	38,336	0.9	53,970	24,499	2.2	138	18	7.7	2,472	1,504	1.6	72	34	2.1	36	9	4.0
306	Mymensingh RWH	Karimganj	65,900	22,547	2.9	50,120	24,222	2.1	105	40	2.6	3,244	1,468	2.2	256	112	2.3	14	13	1.1
307	Mymensingh RWH	Katiadi	79,800	36,455	2.2	52,395	23,840	2.2	163	53	3.1	3,658	2,525	1.4	0	72	0.0	22	13	1.7
308	Mymensingh RWH	Kendua	37,100	16,012	2.3	52,500	24,946	2.1	290	47	6.2	2,746	1,471	1.9	74	77	1.0	23	16	1.4
309	Mymensingh RWH	Khaliajuri	37,200	7,001	5.3	28,395	6,656	4.3	136	6	22.7	1,807	487	3.7	0	6	0.0	16	4	4.0
310	Mymensingh RWH	Kishoreganj Sadar	85,000	48,023	1.8	56,325	32,066	1.8	227	95	2.4	4,710	2,391	2.0	206	94	2.2	23	14	1.6
311	Mymensingh RWH	Kuliar Char	30,900	16,164	1.9	25,290	15,140	1.7	119	27	4.4	2,399	1,274	1.9	294	75	3.9	21	6	3.5
312	Mymensingh RWH	Madan	21,500	13,343	1.6	40,100	14,225	2.8	143	14	10.2	2,094	732	2.9	128	27	4.7	22	10	2.2
313	Mymensingh RWH	Mithamain	17,500	12,267	1.4	19,875	9,339	2.1	188	18	10.4	782	301	2.6	128	16	8.0	9	6	1.5
314	Mymensingh RWH	Mohanganj	38,400	12,942	3.0	43,145	20,641	2.1	68	37	1.8	1,965	1,116	1.8	0	12	0.0	16	10	1.6
315	Mymensingh RWH	Muktagachha	87,000	39,971	2.2	102,240	51,215	2.0	98	23	4.3	5,043	2,324	2.2	256	122	2.1	20	16	1.3
316	Mymensingh RWH	Mymensingh Sadar	648,300	77,718	8.3	379,830	54,960	6.9	290	124	2.3	7,670	3,772	2.0	448	367	1.2	39	21	1.9
317	Mymensingh RWH	Nandail	29,100	15,604	1.9	101,025	55,678	1.8	170	70	2.4	5,620	2,954	1.9	768	97	7.9	28	14	2.0
318	Mymensingh RWH	Netrakona Sadar	55,300	29,393	1.9	78,330	27,551	2.8	108	36	3.0	6,156	2,885	2.1	0	45	0.0	32	24	1.3
319	Mymensingh RWH	Nikli	31,300	13,823	2.3	25,870	10,324	2.5	17	45	0.4	1,386	790	1.8	128	36	3.6	11	7	1.6
320	Mymensingh RWH	Pakundia	47,500	24,779	1.9	44,145	19,782	2.2	73	39	1.9	3,537	1,486	2.4	128	59	2.2	25	12	2.1
321	Mymensingh RWH	Phulpur	80,900	27,113	3.0	120,755	53,986	2.2	273	113	2.4	5,046	2,222	2.3	704	223	3.2	22	27	0.8
322	Mymensingh RWH	Purbadhala	73,100	20,263	3.6	90,345	26,133	3.5	133	37	3.6	4,196	2,557	1.6	128	55	2.3	50	14	3.6
323	Mymensingh RWH	Tarail	39,950	21,367	1.9	27,374	14,350	1.9	60	46	1.3	1,867	770	2.4	0	50	0.0	18	10	1.8
324	Mymensingh RWH	Trishal	70,500	33,455	2.1	86,850	45,232	1.9	68	44	1.5	5,326	2,565	2.1	684	138	5.0	17	19	0.9
325	Noakhali RWH	Begumganj	16,600	29,797	0.6	6,180	17,247	0.4	118	59	2.0	2,377	2,954	0.8	0	14	0.0	11	18	0.6

SL	Warehouse Name	Upazila Name	Condom			Shukhi			IUD			Injectables			Implant			DDS Kits		
			CBL	AMD	MOS	CBL	AMD	MOS	CBL	AMD	MOS	CBL	AMD	MOS	CBL	AMD	MOS	CBL	AMD	MOS
326	Noakhali RWH	Chatkhil	77,800	5,910	13.2	37,605	5,688	6.6	113	21	5.4	1,027	1,013	1.0	0	42	0.0	15	11	1.4
327	Noakhali RWH	Chhagalnaiya	35,000	9,391	3.7	29,865	7,437	4.0	101	21	4.8	3,276	1,187	2.8	0	25	0.0	12	7	1.7
328	Noakhali RWH	Companiganj	12,000	16,372	0.7	20,715	9,525	2.2	75	19	3.9	1,020	1,881	0.5	50	14	3.6	12	11	1.1
329	Noakhali RWH	Daganbhuiyan	18,300	19,472	0.9	16,380	7,867	2.1	232	29	8.0	3,700	1,578	2.3	20	21	1.0	17	13	1.3
330	Noakhali RWH	Feni Sadar	47,300	61,141	0.8	20,109	20,106	1.0	223	102	2.2	0	4,256	0.0	318	44	7.2	6	16	0.4
331	Noakhali RWH	Fulgazi	22,900	11,113	2.1	16,970	4,894	3.5	144	27	5.3	765	762	1.0	0	14	0.0	12	7	1.7
332	Noakhali RWH	Hatiya	17,400	20,856	0.8	9,795	16,632	0.6	71	27	2.6	4,462	3,194	1.4	0	4	0.0	13	12	1.1
333	Noakhali RWH	Kabirhat	19,700	10,117	1.9	15,570	7,501	2.1	54	16	3.4	2,405	1,325	1.8	50	5	10.0	4	7	0.6
334	Noakhali RWH	Kamalnagar	35,620	11,053	3.2	25,389	6,925	3.7	139	12	11.6	6,074	2,948	2.1	0	18	0.0	16	6	2.7
335	Noakhali RWH	Lakshmipur Sadar	37,600	28,018	1.3	22,575	18,661	1.2	200	144	1.4	11,050	6,792	1.6	164	116	1.4	45	20	2.3
336	Noakhali RWH	Noakhali Sadar	100	45,306	0.0	1,305	16,024	0.1	39	60	0.7	10	4,597	0.0	0	62	0.0	0	18	0.0
337	Noakhali RWH	Parshuram	59,000	10,100	5.8	47,155	5,292	8.9	59	15	3.9	1,330	942	1.4	100	17	5.9	10	6	1.7
338	Noakhali RWH	Ramganj	18,600	9,154	2.0	11,115	6,877	1.6	100	48	2.1	3,760	2,068	1.8	100	29	3.4	6	9	0.7
339	Noakhali RWH	Ramgati	151,357	6,792	22.3	25,393	8,861	2.9	68	32	2.1	6,912	3,244	2.1	0	15	0.0	28	11	2.5
340	Noakhali RWH	Roypur	28,800	5,179	5.6	21,090	8,732	2.4	242	51	4.7	4,555	1,889	2.4	150	42	3.6	23	12	1.9
341	Noakhali RWH	Senbagh	4,300	17,380	0.2	2,805	9,099	0.3	48	18	2.7	3,873	1,656	2.3	0	17	0.0	14	11	1.3
342	Noakhali RWH	Sonagazi	65,800	16,849	3.9	40,725	9,918	4.1	65	30	2.2	400	2,938	0.1	0	21	0.0	2	13	0.2
343	Noakhali RWH	Sonaimuri	22,300	11,326	2.0	13,350	8,303	1.6	16	17	0.9	356	1,630	0.2	0	7	0.0	1	11	0.1
344	Noakhali RWH	Subarnachar	20,700	15,300	1.4	17,960	7,840	2.3	68	4	17.0	2,915	1,567	1.9	50	7	7.1	7	8	0.9
345	Pabna RWH	Atgharia	26,600	11,643	2.3	36,060	10,926	3.3	113	22	5.1	1,426	734	1.9	0	25	0.0	18	7	2.6
346	Pabna RWH	Belkuchi	58,900	47,411	1.2	27,495	25,536	1.1	130	27	4.8	2,230	2,270	1.0	0	34	0.0	17	8	2.1
347	Pabna RWH	Bera	18,900	16,468	1.1	21,600	17,536	1.2	37	66	0.6	2,061	1,810	1.1	20	45	0.4	14	12	1.2
348	Pabna RWH	Bhangura	26,700	11,354	2.4	35,100	9,789	3.6	185	17	10.9	913	282	3.2	0	10	0.0	20	8	2.5
349	Pabna RWH	Chatmohar	112,400	35,108	3.2	72,645	29,688	2.4	185	76	2.4	699	1,209	0.6	100	63	1.6	40	15	2.7
350	Pabna RWH	Faridpur	42,400	7,817	5.4	59,160	6,661	8.9	169	33	5.1	2,262	1,336	1.7	0	27	0.0	32	9	3.6

SL	Warehouse Name	Upazila Name	Condom			Shukhi			IUD			Injectables			Implant			DDS Kits		
			CBL	AMD	MOS	CBL	AMD	MOS	CBL	AMD	MOS	CBL	AMD	MOS	CBL	AMD	MOS	CBL	AMD	MOS
351	Pabna RWH	Ishwardi	73,600	37,493	2.0	67,386	19,451	3.5	83	61	1.4	4,024	2,874	1.4	100	74	1.4	46	12	3.8
352	Pabna RWH	Kamarkhanda	46,800	8,986	5.2	50,830	9,024	5.6	5	17	0.3	0	1,329	0.0	0	32	0.0	23	7	3.3
353	Pabna RWH	Kazipur	84,100	36,958	2.3	65,955	16,861	3.9	70	69	1.0	0	2,787	0.0	0	29	0.0	24	15	1.6
354	Pabna RWH	Pabna Sadar	28,600	66,544	0.4	67,485	44,333	1.5	140	161	0.9	1,300	10,475	0.1	116	95	1.2	1	17	0.1
355	Pabna RWH	Royganj	92,400	18,563	5.0	12,960	20,755	0.6	60	33	1.8	100	2,477	0.0	0	35	0.0	5	18	0.3
356	Pabna RWH	Santhia	48,300	22,809	2.1	43,170	29,213	1.5	127	66	1.9	310	4,833	0.1	0	56	0.0	13	16	0.8
357	Pabna RWH	Shahjadpur	142,200	59,774	2.4	82,080	32,123	2.6	361	149	2.4	19,356	7,788	2.5	100	37	2.7	32	17	1.9
358	Pabna RWH	Sirajganj Sadar	55,000	48,609	1.1	41,730	30,444	1.4	25	53	0.5	8,650	5,620	1.5	0	34	0.0	13	19	0.7
359	Pabna RWH	Sujanagar	127,300	18,459	6.9	53,310	16,564	3.2	380	120	3.2	185	1,420	0.1	0	30	0.0	25	13	1.9
360	Pabna RWH	Tarash	85,300	17,128	5.0	27,990	18,907	1.5	35	44	0.8	1,673	1,349	1.2	0	9	0.0	9	12	0.8
361	Pabna RWH	Ullah Para	219,700	62,512	3.5	144,375	46,050	3.1	167	55	3.0	9,100	5,217	1.7	0	57	0.0	42	17	2.5
362	Patuakhali RWH	Amtali	42,200	9,271	4.6	65,970	17,346	3.8	65	21	3.1	4,958	2,360	2.1	200	61	3.3	43	13	3.3
363	Patuakhali RWH	Bakerganj	39,200	18,255	2.1	34,335	16,208	2.1	244	35	7.0	6,402	2,787	2.3	200	52	3.8	36	14	2.6
364	Patuakhali RWH	Bamna	8,100	2,572	3.1	7,920	3,360	2.4	28	16	1.8	601	273	2.2	204	32	6.4	15	6	2.5
365	Patuakhali RWH	Barguna Sadar	31,200	10,829	2.9	34,785	14,560	2.4	320	109	2.9	9,265	4,126	2.2	400	88	4.5	23	16	1.4
366	Patuakhali RWH	Bauphal	17,600	8,336	2.1	28,080	16,019	1.8	100	51	2.0	4,750	2,421	2.0	200	35	5.7	25	15	1.7
367	Patuakhali RWH	Betagi	23,000	3,820	6.0	39,675	5,190	7.6	80	30	2.7	1,900	884	2.1	100	21	4.8	26	9	2.9
368	Patuakhali RWH	Dashmina	6,200	2,869	2.2	13,065	5,897	2.2	98	27	3.6	1,947	911	2.1	250	45	5.6	35	7	5.0
369	Patuakhali RWH	Dumki	5,100	2,609	2.0	6,005	2,969	2.0	94	10	9.4	1,382	522	2.6	150	13	11.5	16	6	2.7
370	Patuakhali RWH	Galachipa	25,900	9,947	2.6	44,289	19,536	2.3	116	7	16.6	8,350	4,395	1.9	250	87	2.9	35	15	2.3
371	Patuakhali RWH	Kalapara	22,600	11,044	2.0	36,600	17,271	2.1	98	39	2.5	7,347	3,489	2.1	586	64	9.2	39	10	3.9
372	Patuakhali RWH	Mirzaganj	18,762	7,944	2.4	14,870	7,444	2.0	90	12	7.5	1,062	697	1.5	100	44	2.3	25	9	2.8
373	Patuakhali RWH	Nalchity	20,500	7,841	2.6	19,185	8,571	2.2	86	43	2.0	4,184	1,906	2.2	150	34	4.4	36	15	2.4
374	Patuakhali RWH	Patharghata	16,200	5,246	3.1	17,205	8,197	2.1	93	20	4.7	3,547	1,758	2.0	100	26	3.8	31	11	2.8
375	Patuakhali RWH	Patuakhali Sadar	24,900	13,172	1.9	36,225	17,692	2.0	215	79	2.7	8,466	4,099	2.1	243	79	3.1	30	21	1.4

SL	Warehouse Name	Upazila Name	Condom			Shukhi			IUD			Injectables			Implant			DDS Kits		
			CBL	AMD	MOS	CBL	AMD	MOS	CBL	AMD	MOS	CBL	AMD	MOS	CBL	AMD	MOS	CBL	AMD	MOS
376	Rajshahi RWH	Bagatipara	193,300	13,884	13.9	211,065	8,411	25.1	27	9	3.0	1,607	522	3.1	0	40	0.0	24	7	3.4
377	Rajshahi RWH	Bagha	53,900	23,754	2.3	33,930	11,047	3.1	10	5	2.0	5,179	1,956	2.6	0	28	0.0	26	7	3.7
378	Rajshahi RWH	Baghmara	167,900	43,292	3.9	308,025	33,517	9.2	120	58	2.1	6,245	2,577	2.4	300	72	4.2	41	19	2.2
379	Rajshahi RWH	Baraigram	89,600	32,824	2.7	256,590	21,650	11.9	53	38	1.4	5,622	2,781	2.0	200	105	1.9	68	8	8.5
380	Rajshahi RWH	Bholahat	28,000	7,591	3.7	17,460	5,451	3.2	30	4	7.5	1,529	746	2.0	100	14	7.1	25	6	4.2
381	Rajshahi RWH	Boalia	218,500	117,013	1.9	32,565	11,860	2.7	50	30	1.7	7,575	3,906	1.9	0	155	0.0	17	6	2.8
382	Rajshahi RWH	Chapai Nababganj Sadar	116,200	51,614	2.3	38,215	21,462	1.8	106	34	3.1	10,173	4,231	2.4	0	22	0.0	70	21	3.3
383	Rajshahi RWH	Charghat	69,800	23,381	3.0	344,460	14,386	23.9	56	25	2.2	3,350	1,668	2.0	0	51	0.0	31	9	3.4
384	Rajshahi RWH	Durgapur	82,400	20,216	4.1	154,245	9,888	15.6	15	9	1.7	3,143	886	3.5	0	60	0.0	13	9	1.4
385	Rajshahi RWH	Godagari	91,400	30,640	3.0	575,745	17,644	32.6	84	38	2.2	7,251	3,321	2.2	0	38	0.0	37	10	3.7
386	Rajshahi RWH	Gomastapur	75,100	23,323	3.2	39,225	15,104	2.6	25	14	1.8	4,258	1,652	2.6	0	13	0.0	46	10	4.6
387	Rajshahi RWH	Gurudaspur	62,568	25,014	2.5	411,751	20,317	20.3	37	8	4.6	3,484	1,344	2.6	0	71	0.0	57	8	7.1
388	Rajshahi RWH	Lalpur	103,200	24,122	4.3	339,855	20,782	16.4	10	17	0.6	4,895	2,189	2.2	0	90	0.0	99	13	7.6
389	Rajshahi RWH	Mohanpur	49,800	20,570	2.4	342,240	13,973	24.5	74	8	9.3	5,066	2,279	2.2	0	56	0.0	33	9	3.7
390	Rajshahi RWH	Nachole	22,100	10,314	2.1	16,590	7,105	2.3	55	3	18.3	2,700	1,226	2.2	0	24	0.0	17	6	2.8
391	Rajshahi RWH	Natore Sadar	131,900	46,099	2.9	63,660	23,753	2.7	269	93	2.9	4,754	2,162	2.2	0	160	0.0	50	21	2.4
392	Rajshahi RWH	Paba	113,000	43,327	2.6	41,970	16,569	2.5	64	14	4.6	4,510	3,912	1.2	200	33	6.1	33	12	2.8
393	Rajshahi RWH	Puthia	66,500	27,578	2.4	40,965	14,614	2.8	6	5	1.2	3,478	1,695	2.1	0	27	0.0	20	7	2.9
394	Rajshahi RWH	Shibganj	101,700	37,031	2.7	112,665	26,601	4.2	45	26	1.7	7,219	3,346	2.2	0	46	0.0	46	15	3.1
395	Rajshahi RWH	Singra	57,790	47,037	1.2	405,555	37,534	10.8	61	24	2.5	5,867	2,588	2.3	300	108	2.8	45	15	3.0
396	Rajshahi RWH	Tanore	38,900	15,401	2.5	506,145	15,458	32.7	80	35	2.3	3,030	1,245	2.4	0	200	0.0	113	9	12.6
397	Rangamati RWH	Baghaichhari	77,700	9,461	8.2	26,794	6,583	4.1	91	10	9.1	2,360	411	5.7	62	26	2.4	22	5	4.4
398	Rangamati RWH	Barkal	31,400	3,994	7.9	11,115	3,039	3.7	37	5	7.4	2,152	405	5.3	0	0	0.0	23	3	7.7
399	Rangamati RWH	Belai Chhari	13,700	1,620	8.5	9,165	2,535	3.6	52	5	10.4	1,347	136	9.9	0	5	0.0	10	3	3.3
400	Rangamati RWH	Jurai Chhari	22,700	2,039	11.1	11,070	2,091	5.3	29	5	5.8	1,493	139	10.7	0	0	0.0	11	4	2.8

SL	Warehouse Name	Upazila Name	Condom			Shukhi			IUD			Injectables			Implant			DDS Kits		
			CBL	AMD	MOS	CBL	AMD	MOS	CBL	AMD	MOS	CBL	AMD	MOS	CBL	AMD	MOS	CBL	AMD	MOS
401	Rangamati RWH	Kaptai	19,900	6,396	3.1	20,835	2,792	7.5	90	3	30.0	1,163	398	2.9	30	19	1.6	21	6	3.5
402	Rangamati RWH	Kawkhali (betbunia)	12,600	5,974	2.1	22,710	3,389	6.7	62	12	5.2	457	559	0.8	67	16	4.2	14	5	2.8
403	Rangamati RWH	Langadu	27,100	10,350	2.6	16,710	5,605	3.0	94	11	8.5	5,405	596	9.1	322	34	9.5	18	9	2.0
404	Rangamati RWH	Naniarchar	35,500	6,482	5.5	35,067	4,495	7.8	30	4	7.5	1,262	261	4.8	69	11	6.3	28	4	7.0
405	Rangamati RWH	Rajasthali	48,000	2,088	23.0	24,345	1,740	14.0	18	4	4.5	1,783	148	12.0	20	17	1.2	7	4	1.8
406	Rangamati RWH	Rangamati Sadar	43,900	14,332	3.1	31,335	6,599	4.7	242	58	4.2	2,092	753	2.8	128	56	2.3	24	10	2.4
407	Rangpur RWH	Aditmari	43,400	14,448	3.0	34,240	16,327	2.1	100	50	2.0	4,706	2,797	1.7	0	118	0.0	30	12	2.5
408	Rangpur RWH	Badarganj	21,000	11,404	1.8	203,790	23,072	8.8	100	23	4.3	2,615	2,212	1.2	0	106	0.0	8	21	0.4
409	Rangpur RWH	Bhurungamari	55,900	27,658	2.0	496,645	29,998	16.6	147	37	4.0	7,439	3,750	2.0	512	125	4.1	65	14	4.6
410	Rangpur RWH	Chilmari	23,000	9,539	2.4	257,115	17,535	14.7	51	27	1.9	3,026	1,331	2.3	0	59	0.0	15	10	1.5
411	Rangpur RWH	Dimla	19,400	6,941	2.8	280,680	22,728	12.3	61	46	1.3	6,297	3,053	2.1	704	94	7.5	65	12	5.4
412	Rangpur RWH	Domar	85,600	7,903	10.8	436,280	19,072	22.9	62	33	1.9	4,768	2,523	1.9	0	88	0.0	121	14	8.6
413	Rangpur RWH	Fulchhari	36,300	19,995	1.8	30,030	14,487	2.1	101	49	2.1	5,004	2,818	1.8	0	31	0.0	18	9	2.0
414	Rangpur RWH	Gaibandha Sadar	54,600	24,835	2.2	70,155	33,453	2.1	150	81	1.9	10,133	5,126	2.0	0	450	0.0	27	21	1.3
415	Rangpur RWH	Gangachara	122,600	10,344	11.9	382,215	25,116	15.2	0	38	0.0	4,475	4,467	1.0	0	153	0.0	78	18	4.3
416	Rangpur RWH	Gobindaganj	409,000	41,694	9.8	705,750	46,345	15.2	25	56	0.4	7,489	4,673	1.6	384	161	2.4	107	21	5.1
417	Rangpur RWH	Hatibandha	37,300	18,857	2.0	442,365	20,350	21.7	160	55	2.9	4,820	2,867	1.7	640	130	4.9	44	15	2.9
418	Rangpur RWH	Jaldhaka	195,100	17,176	11.4	302,865	33,533	9.0	175	68	2.6	2,871	4,218	0.7	100	132	0.8	58	14	4.1
419	Rangpur RWH	Kaliganj	25,900	8,784	2.9	121,740	17,184	7.1	62	34	1.8	4,291	2,463	1.7	192	69	2.8	42	12	3.5
420	Rangpur RWH	Kaunia	46,700	16,055	2.9	36,600	16,236	2.3	80	59	1.4	6,101	3,714	1.6	0	60	0.0	22	7	3.1
421	Rangpur RWH	Kishoreganj	9,900	8,282	1.2	68,985	24,473	2.8	140	63	2.2	6,655	3,085	2.2	0	154	0.0	23	15	1.5
422	Rangpur RWH	Kurigram Sadar	30,000	14,601	2.1	58,128	26,371	2.2	89	21	4.2	6,850	4,880	1.4	0	101	0.0	31	11	2.8
423	Rangpur RWH	Lalmonirhat Sadar	32,700	13,472	2.4	42,130	20,026	2.1	58	24	2.4	10,781	5,147	2.1	0	97	0.0	36	15	2.4
424	Rangpur RWH	Mitha Pukur	50,200	29,126	1.7	71,760	41,685	1.7	95	22	4.3	4,103	4,489	0.9	0	262	0.0	47	21	2.2
425	Rangpur RWH	Nageshwari	59,600	14,294	4.2	340,230	50,850	6.7	121	58	2.1	9,141	5,936	1.5	0	183	0.0	46	11	4.2

SL	Warehouse Name	Upazila Name	Condom			Shukhi			IUD			Injectables			Implant			DDS Kits		
			CBL	AMD	MOS	CBL	AMD	MOS	CBL	AMD	MOS	CBL	AMD	MOS	CBL	AMD	MOS	CBL	AMD	MOS
426	Rangpur RWH	Nilphamari Sadar	50,100	15,837	3.2	110,085	40,112	2.7	368	153	2.4	9,658	4,635	2.1	0	116	0.0	36	20	1.8
427	Rangpur RWH	Palashbari	26,300	9,668	2.7	44,130	20,268	2.2	149	24	6.2	6,187	2,859	2.2	0	97	0.0	32	10	3.2
428	Rangpur RWH	Patgram	34,500	8,186	4.2	172,905	15,174	11.4	52	22	2.4	4,894	2,170	2.3	192	31	6.2	48	7	6.9
429	Rangpur RWH	Phulbari	13,900	6,697	2.1	243,185	14,695	16.5	98	40	2.5	4,460	2,576	1.7	0	79	0.0	14	9	1.6
430	Rangpur RWH	Pirgachha	59,800	28,171	2.1	62,750	27,478	2.3	107	81	1.3	8,150	4,558	1.8	0	52	0.0	33	14	2.4
431	Rangpur RWH	Pirganj	363,700	34,771	10.5	623,070	40,869	15.2	105	69	1.5	5,044	4,747	1.1	0	60	0.0	33	22	1.5
432	Rangpur RWH	Rajarhat	31,200	16,584	1.9	35,325	17,289	2.0	110	53	2.1	5,090	3,343	1.5	0	74	0.0	24	9	2.7
433	Rangpur RWH	Rangpur Sadar	62,300	40,823	1.5	73,660	35,799	2.1	117	85	1.4	13,800	7,512	1.8	0	325	0.0	27	20	1.4
434	Rangpur RWH	Sadullapur	261,900	31,438	8.3	232,190	25,473	9.1	155	68	2.3	7,842	4,132	1.9	0	152	0.0	58	16	3.6
435	Rangpur RWH	Saghata	25,300	10,665	2.4	51,660	23,668	2.2	91	47	1.9	4,273	1,836	2.3	384	57	6.7	18	13	1.4
436	Rangpur RWH	Saidpur	28,100	21,876	1.3	32,580	15,974	2.0	117	32	3.7	5,499	2,298	2.4	0	81	0.0	16	8	2.0
437	Rangpur RWH	Sundarganj	67,100	35,203	1.9	97,261	46,327	2.1	497	202	2.5	10,525	6,057	1.7	0	254	0.0	33	19	1.7
438	Rangpur RWH	Taraganj	13,800	8,491	1.6	22,972	11,747	2.0	58	11	5.3	2,444	1,324	1.8	0	118	0.0	16	7	2.3
439	Rangpur RWH	Ulipur	34,300	18,495	1.9	560,625	45,933	12.2	120	50	2.4	12,266	6,230	2.0	192	99	1.9	92	16	5.8
440	Sylhet RWH	Ajmiriganj	43,100	2,870	15.0	19,965	5,096	3.9	140	9	15.6	1,505	356	4.2	27	9	3.0	10	6	1.7
441	Sylhet RWH	Bahubal	65,900	10,052	6.6	50,997	8,223	6.2	184	13	14.2	3,915	588	6.7	200	19	10.5	19	8	2.4
442	Sylhet RWH	Balaganj	109,300	47,067	2.3	42,615	13,275	3.2	196	36	5.4	8,505	2,379	3.6	264	38	6.9	23	15	1.5
443	Sylhet RWH	Baniachong	74,700	20,774	3.6	54,255	14,441	3.8	137	17	8.1	4,152	1,058	3.9	0	26	0.0	20	15	1.3
444	Sylhet RWH	Barlekha	32,000	12,349	2.6	32,385	10,119	3.2	111	28	4.0	2,561	750	3.4	100	55	1.8	20	9	2.2
445	Sylhet RWH	Beani Bazar	56,800	26,353	2.2	26,885	7,921	3.4	280	64	4.4	2,258	770	2.9	5	12	0.4	20	10	2.0
446	Sylhet RWH	Bishwambarpur	30,200	7,678	3.9	30,755	8,555	3.6	106	17	6.2	1,991	550	3.6	0	34	0.0	27	6	4.5
447	Sylhet RWH	Bishwanath	39,400	12,360	3.2	49,605	5,030	9.9	163	27	6.0	2,862	615	4.7	128	29	4.4	15	7	2.1
448	Sylhet RWH	Chhatak	53,600	19,748	2.7	51,645	11,560	4.5	310	72	4.3	3,892	775	5.0	30	12	2.5	19	13	1.5
449	Sylhet RWH	Chunarughat	156,200	13,069	12.0	21,660	17,037	1.3	134	16	8.4	3,555	1,309	2.7	136	12	11.3	16	12	1.3
450	Sylhet RWH	Companiganj	38,100	16,289	2.3	30,060	7,649	3.9	169	24	7.0	3,285	1,472	2.2	102	28	3.6	0	4	0.0

SL	Warehouse Name	Upazila Name	Condom			Shukhi			IUD			Injectables			Implant			DDS Kits		
			CBL	AMD	MOS	CBL	AMD	MOS	CBL	AMD	MOS	CBL	AMD	MOS	CBL	AMD	MOS	CBL	AMD	MOS
451	Sylhet RWH	Dakshin Sunamganj	51,600	12,518	4.1	37,860	8,253	4.6	176	20	8.8	3,431	876	3.9	0	18	0.0	14	9	1.6
452	Sylhet RWH	Dakshin Surma	81,800	46,927	1.7	34,605	14,948	2.3	222	22	10.1	4,230	1,545	2.7	50	7	7.1	10	8	1.3
453	Sylhet RWH	Derai	84,600	38,779	2.2	54,032	14,007	3.9	235	29	8.1	3,095	1,079	2.9	0	21	0.0	18	7	2.6
454	Sylhet RWH	Dowarabazar	46,700	12,023	3.9	31,500	13,837	2.3	195	11	17.7	3,000	1,540	1.9	100	22	4.5	10	7	1.4
455	Sylhet RWH	Fenchuganj	30,600	9,778	3.1	77,475	4,148	18.7	116	12	9.7	614	403	1.5	75	15	5.0	10	3	3.3
456	Sylhet RWH	Golapganj	109,200	38,019	2.9	38,037	9,928	3.8	131	40	3.3	4,595	908	5.1	52	47	1.1	30	13	2.3
457	Sylhet RWH	Gowainghat	77,100	22,678	3.4	42,360	11,230	3.8	134	34	3.9	5,104	2,682	1.9	16	24	0.7	31	9	3.4
458	Sylhet RWH	Habiganj Sadar	113,900	23,451	4.9	90,455	15,829	5.7	176	46	3.8	6,338	1,746	3.6	200	46	4.3	26	17	1.5
459	Sylhet RWH	Jagannathpur	34,000	14,898	2.3	26,700	9,025	3.0	230	26	8.8	1,982	468	4.2	0	28	0.0	7	8	0.9
460	Sylhet RWH	Jaintiapur	92,300	25,771	3.6	45,240	7,163	6.3	136	50	2.7	5,731	2,284	2.5	64	20	3.2	17	10	1.7
461	Sylhet RWH	Jamalganj	41,900	16,047	2.6	30,155	11,245	2.7	75	25	3.0	3,328	1,287	2.6	100	35	2.9	20	6	3.3
462	Sylhet RWH	Juri	29,400	8,897	3.3	36,245	6,083	6.0	180	40	4.5	2,100	531	4.0	64	35	1.8	15	8	1.9
463	Sylhet RWH	Kamalganj	69,700	18,650	3.7	58,740	17,806	3.3	195	46	4.2	4,805	1,591	3.0	0	31	0.0	15	11	1.4
464	Sylhet RWH	Kanaighat	99,300	36,503	2.7	52,731	12,196	4.3	181	34	5.3	3,881	2,358	1.6	200	50	4.0	21	12	1.8
465	Sylhet RWH	Kulaura	85,500	17,067	5.0	45,510	12,412	3.7	196	32	6.1	8,850	2,810	3.1	0	63	0.0	29	13	2.2
466	Sylhet RWH	Lakhai	49,700	6,567	7.6	50,790	8,308	6.1	196	6	32.7	2,277	490	4.6	0	15	0.0	31	8	3.9
467	Sylhet RWH	Madhabpur	166,400	13,662	12.2	23,265	18,526	1.3	192	23	8.3	3,752	963	3.9	0	43	0.0	24	12	2.0
468	Sylhet RWH	Maulvibazar Sadar	185,300	15,639	11.8	93,805	11,695	8.0	200	47	4.3	4,540	1,571	2.9	200	49	4.1	18	16	1.1
469	Sylhet RWH	Nabiganj	63,000	10,711	5.9	58,560	15,896	3.7	165	35	4.7	2,500	732	3.4	328	34	9.6	28	9	3.1
470	Sylhet RWH	Rajnagar	46,900	10,245	4.6	34,900	10,311	3.4	178	34	5.2	5,500	1,945	2.8	100	48	2.1	18	10	1.8
471	Sylhet RWH	Sreemangal	130,300	21,566	6.0	30,660	16,687	1.8	33	62	0.5	3,240	1,975	1.6	300	88	3.4	7	12	0.6
472	Sylhet RWH	Sulla	59,000	14,208	4.2	22,485	7,204	3.1	100	11	9.1	2,225	425	5.2	110	10	11.0	12	4	3.0
473	Sylhet RWH	Sunamganj Sadar	82,400	20,709	4.0	43,680	11,719	3.7	303	44	6.9	4,577	1,704	2.7	116	58	2.0	25	10	2.5
474	Sylhet RWH	Sylhet Sadar	135,000	75,765	1.8	95,440	51,350	1.9	324	83	3.9	7,494	7,358	1.0	414	257	1.6	30	10	3.0
475	Sylhet RWH	Tahirpur	73,600	21,373	3.4	43,275	13,026	3.3	139	26	5.3	2,425	555	4.4	0	35	0.0	14	9	1.6

SL	Warehouse Name	Upazila Name	Condom			Shukhi			IUD			Injectables			Implant			DDS Kits		
			CBL	AMD	MOS	CBL	AMD	MOS	CBL	AMD	MOS	CBL	AMD	MOS	CBL	AMD	MOS	CBL	AMD	MOS
476	Sylhet RWH	Zakiganj	107,160	54,500	2.0	58,741	12,068	4.9	63	26	2.4	6,905	1,514	4.6	10	42	0.2	31	8	3.9
477	Tangail RWH	Basail	202,460	30,581	6.6	289,102	12,054	24.0	159	35	4.5	9,466	1,294	7.3	256	66	3.9	55	8	6.9
478	Tangail RWH	Bhuapur	327,000	30,495	10.7	300,033	23,041	13.0	227	23	9.9	5,830	2,049	2.8	256	49	5.2	31	11	2.8
479	Tangail RWH	Chauhali	37,100	18,349	2.0	18,445	8,490	2.2	101	31	3.3	7,188	1,100	6.5	50	26	1.9	23	10	2.3
480	Tangail RWH	Delduar	470,700	42,617	11.0	259,260	23,101	11.2	300	40	7.5	6,150	1,674	3.7	64	47	1.4	45	12	3.8
481	Tangail RWH	Ghatail	119,300	54,416	2.2	130,740	38,210	3.4	180	33	5.5	5,742	3,628	1.6	256	78	3.3	42	17	2.5
482	Tangail RWH	Gopalpur	334,600	26,583	12.6	294,840	21,184	13.9	118	31	3.8	5,170	2,241	2.3	192	53	3.6	33	14	2.4
483	Tangail RWH	Kalihati	134,500	60,027	2.2	125,640	46,253	2.7	0	75	0.0	6,000	5,833	1.0	128	95	1.3	32	17	1.9
484	Tangail RWH	Madhupur	266,300	41,512	6.4	79,095	54,665	1.4	175	34	5.1	4,518	4,536	1.0	192	93	2.1	47	17	2.8
485	Tangail RWH	Mirzapur	62,490	30,989	2.0	85,410	31,655	2.7	0	65	0.0	8,315	1,022	8.1	192	32	6.0	24	20	1.2
486	Tangail RWH	Nagarpur	104,500	31,836	3.3	92,520	27,409	3.4	146	73	2.0	5,744	2,489	2.3	0	92	0.0	22	12	1.8
487	Tangail RWH	Sakhipur	83,600	26,612	3.1	54,183	30,014	1.8	77	24	3.2	7,840	994	7.9	128	51	2.5	22	7	3.1
488	Tangail RWH	Tangail Sadar	69,100	68,281	1.0	94,770	34,472	2.7	222	74	3.0	8,225	4,504	1.8	320	181	1.8	55	19	2.9

7. Month-wise Consumption Trend

7(a).

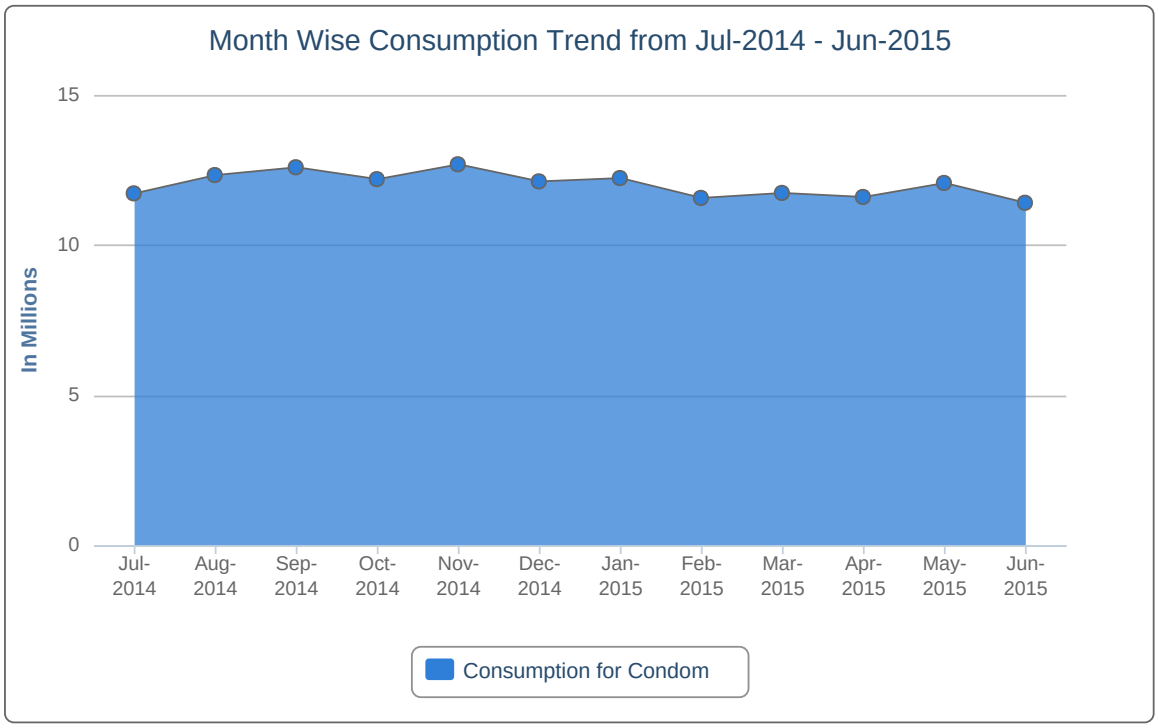

7(b).

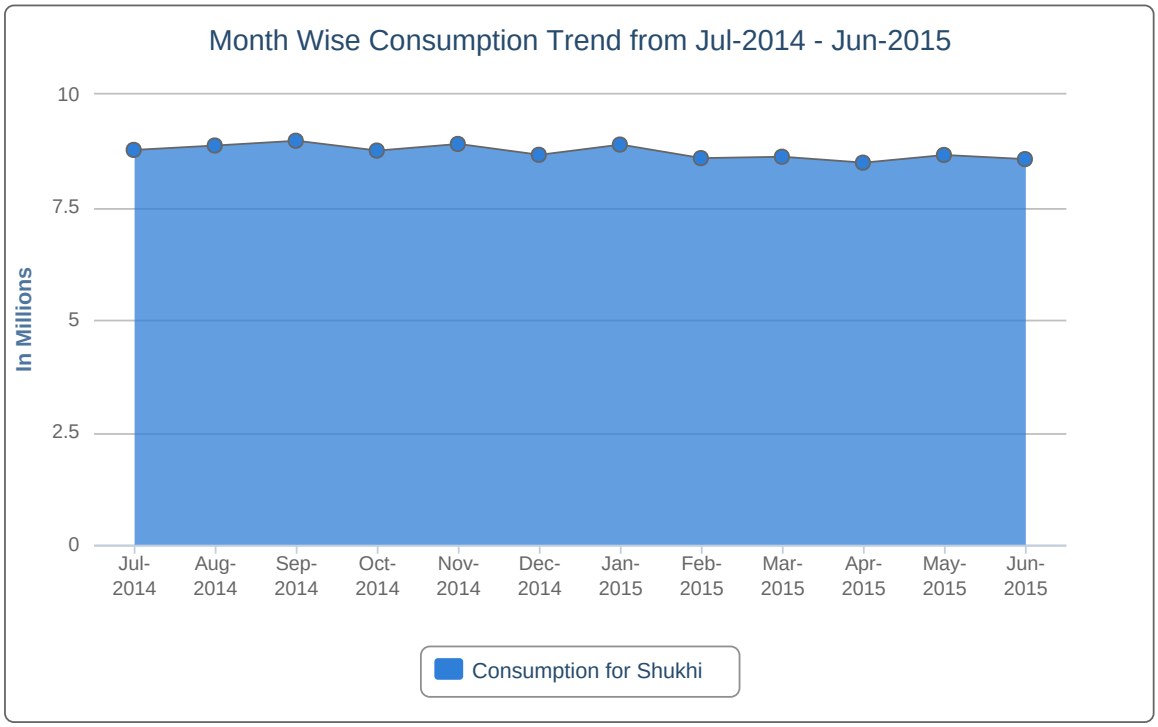

7(c).

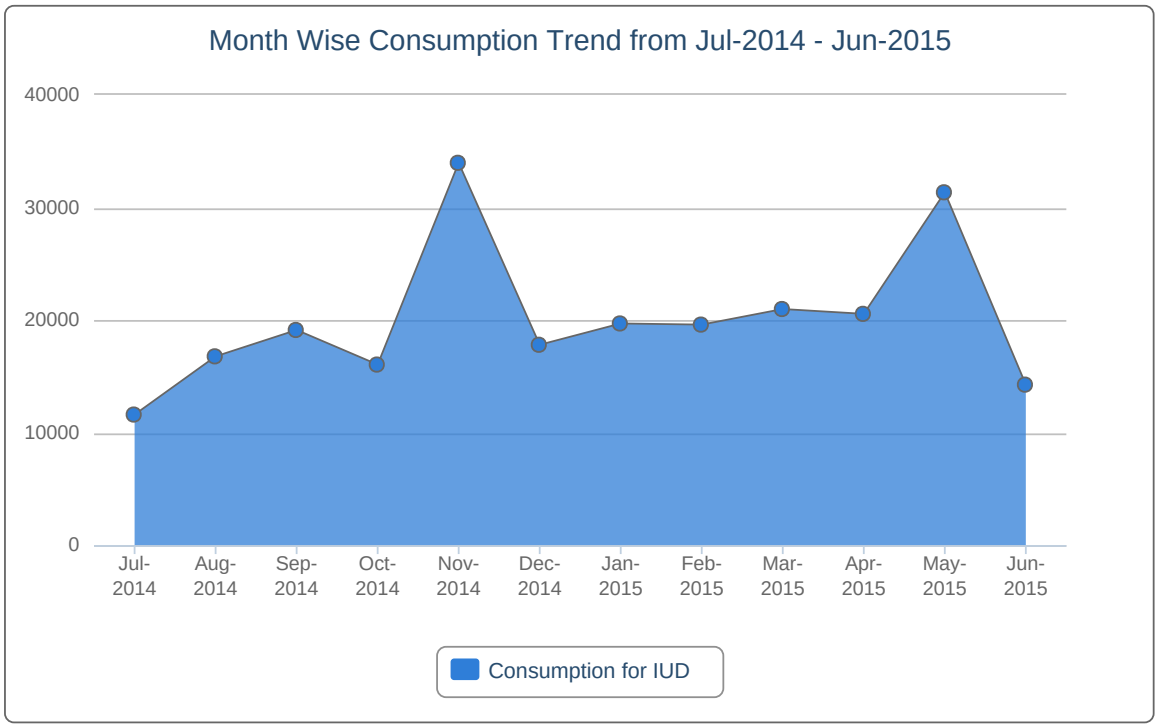
Month Wise Consumption Trend from Jul-2014 - Jun-2015
40000
30000
20000
10000
0
Jul-2014
Aug-2014
Sep-2014
Oct-2014
Nov-2014
Dec-2014
Jan-2015
Feb-2015
Mar-2015
Apr-2015
May-2015
Jun-2015
Consumption for IUD

7(d).

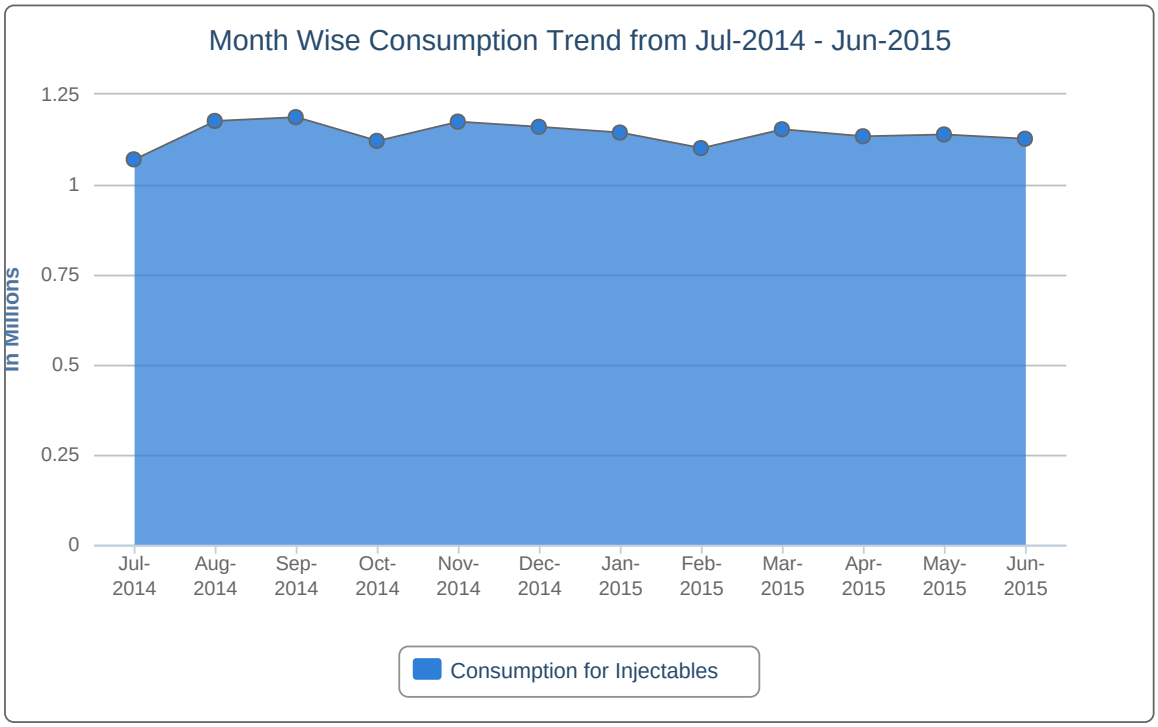
Month Wise Consumption Trend from Jul-2014 - Jun-2015
In Millions
1.25
1
0.75
0.5
0.25
0
Jul-2014
Aug-2014
Sep-2014
Oct-2014
Nov-2014
Dec-2014
Jan-2015
Feb-2015
Mar-2015
Apr-2015
May-2015
Jun-2015
Consumption for Injectables

7(e).

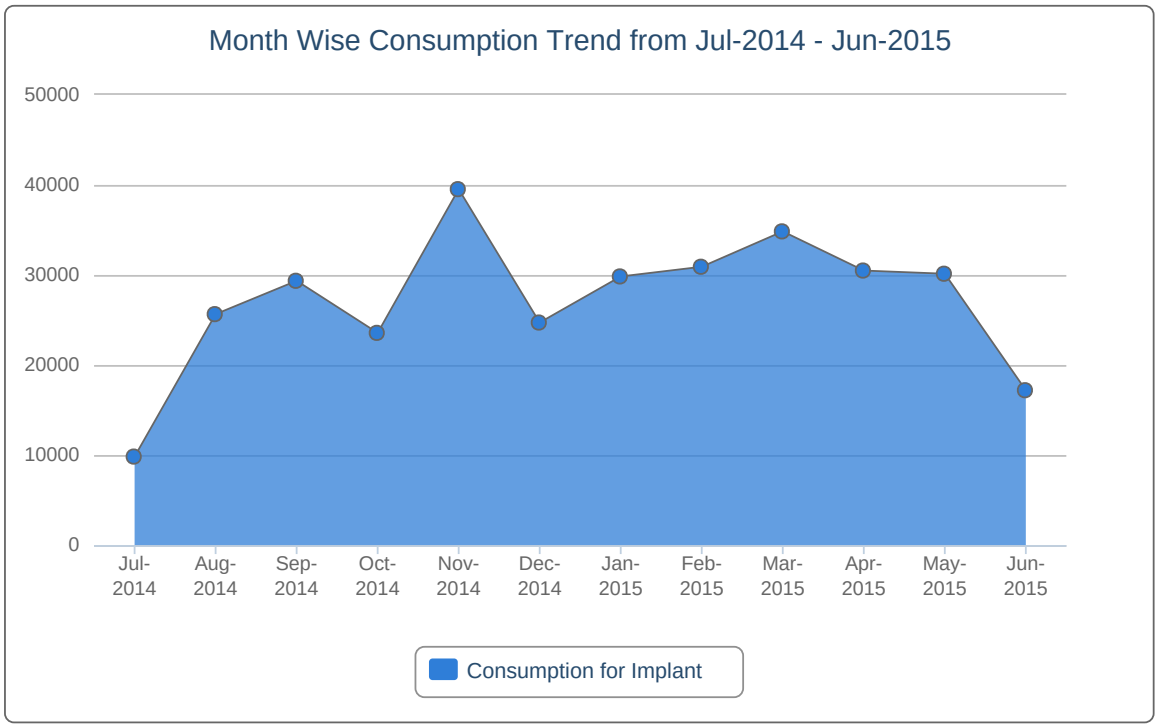
Month Wise Consumption Trend from Jul-2014 - Jun-2015
50000
40000
30000
20000
10000
0
Jul-2014
Aug-2014
Sep-2014
Oct-2014
Nov-2014
Dec-2014
Jan-2015
Feb-2015
Mar-2015
Apr-2015
May-2015
Jun-2015
Consumption for Implant

7(f).

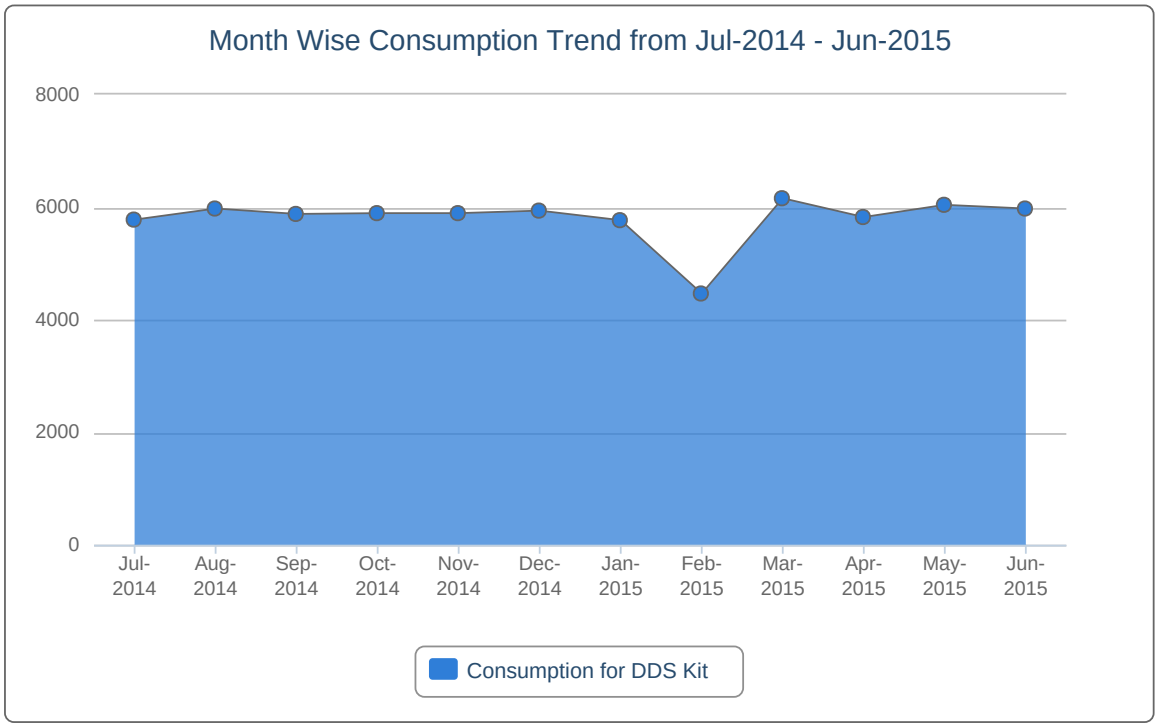
Month Wise Consumption Trend from Jul-2014 - Jun-2015
8000
6000
4000
2000
0
Jul-2014
Aug-2014
Sep-2014
Oct-2014
Nov-2014
Dec-2014
Jan-2015
Feb-2015
Mar-2015
Apr-2015
May-2015
Jun-2015
Consumption for DDS Kit

8. Report on Upazila and Warehouse Having Stock Out in last month

SL	Products Name	No of Stockout WH	% of Stockout WH	No of Stockout Upazila Store	% of Stockout Upazila Store	No of Stockout Upazila Field	% of Stockout Upazila Field
1	Condom	0	0%	0	0%	0	0%
2	Shukhi	0	0%	0	0%	0	0%
3	IUD	1	5%	7	1%	0	0%
4	Injectables	0	0%	3	1%	0	0%
5	Implant	0	0%	0	0%	3	1%
6	DDS Kits	1	5%	4	1%	0	0%

List of Stock Out Warehouse

SL	Commodity	Warehouse	Phone
1	IUD	Bandarbon RWH	036162451
2	DDS Kits	Bhola RWH	0491-62954

List of StockOut Upazilas

Commodity	Warehouse	District	Upazila	Phone
IUD	Bhola RWH	Bhola	Manpura, Bhola	01727739496
	Jamalpur RWH	Jamalpur	Dewanganj, Jamalpur	01913735020
	Jessore RWH	Narail	Lohagara, Narail	01716 381122
	Kushtia RWH	Kushtia	Bheramara, Kushtia	01716-716169
	Rangpur RWH	Rangpur	Gangachara, Rangpur	01712933277
	Tangail RWH	Tangail	Kalihati, Tangail	01913617355
	Tangail RWH	Tangail	Mirzapur, Tangail	01720155591
Injectables	Noakhali RWH	Feni	Feni Sadar, Feni	01712080011
	Pabna RWH	Sirajganj	Kamarkhanda, Sirajganj	01716-960509
	Pabna RWH	Sirajganj	Kazipur, Sirajganj	01735 482223
DDS Kits	Dhaka CWH	Narsingdi	Narsingdi Sadar, Narsingdi	01722-424638
	Jessore RWH	Jessore	Sharsha, Jessore	01718-470208
	Noakhali RWH	Noakhali	Noakhali Sadar, Noakhali	01727441222
	Sylhet RWH	Sylhet	Companiganj, Sylhet	01939677894

This report is generated with the financial support of USAID and the technical assistance from Systems for Improved Access to Pharmaceuticals and Services (SIAPS), implemented by Management Sciences for Health-MSH.

If you need more information, please visit at http://www.dgfplmis.org